

SSFR

SELF-REGULATING FREEZE PROTECTION CABLE REEL



MELT AWAY YOUR WORRIES

SSFR heating cable increases or decreases the heat output in a self-regulating way depending on changes in the ambient temperature, so a thermostat may not be necessary in some applications. It will never overheat or burn out even when overlapped. This heating cable reel is available with optional termination, power connection, splice and tee kits to reduce installation time and require no special tools.

■ ENERGY EFFICIENT

AUTOMATICALLY VARIES ITS POWER OUTPUT IN RESPONSE TO TEMPERATURE CHANGES

■ EASY TO INSTALL

CAN BE CUT TO ANY LENGTH (UP TO MAXIMUM CIRCUIT LENGTH) REQUIRED ON SITE WITH NO WASTED CABLE

■ SAFE

EVEN WHEN OVERLAPPED

■ POWER CONNECTION, SPLICE, TEE AND END SEAL KIT

REDUCES INSTALLATION TIME

MANUFACTURING

- normal cable width 0.42 in.
- normal cable thickness 0.23 in.
- cable bus wire gauge 16 AWG

WATTAGE

- 5 W/ft, 8 W/ft, 10 W/ft

INSTALLATION


- maximum exposure temperature is 185 °F
- Minimum installation temperature -40 °F

WARRANTY

- two years

IDEAL FOR:

pipes at risk of freezing and roofs and gutters with ice damming problems



°STELPRO

Stelpro reserves the right to modify descriptions, manufacturing specifications or prices without prior notice. No returns accepted on optional-color products. For all the latest models and prices, please refer to our website at www.stelpro.com.



FC_SSFR_US_150623


TECHNICAL SPECIFICATIONS

PRODUCT	LENGTH	POWER OUTPUT
CODE	FT	WATTS
120 VOLTS		
SSFR1W05L1000	1000	5
SSFR1W08L1000	1000	8
SSFR1W05L0500	500	5
SSFR1W08L0500	500	8
240 VOLTS		
SSFR2W05L1000	1000	5
SSFR2W08L1000	1000	8
SSFR2W10L1000	1000	10
SSFR2W05L0500	500	5
SSFR2W08L0500	500	8
SSFR2W10L0500	500	10

ACCESSORIES

PRODUCT	DESCRIPTION
SSFR-ALUTAPE	aluminum adhesive foil tape
SSFR-FIBTAPE	fiberglass adhesive tape
SSFR00	power connection kit for SSFR cable
SSFR03	fiberglass adhesive tape and warning labels
SSFR08	plug-in power connection with GFCI kit for SSFR cable
SSFR10	splice and tee kit for SSFR cable
SSFR12	end seal kit for SSFR cable
SSFR13	roof clips for SSFP/SSFR cables (Kit of 10)
SSFR14	roof clips for SSFP/SSFR cables (Kit of 50)
SSFR15	downspout cable hanger bracket for SSFP/SSFR cables
SSFR-ENDSEAL	commercial end seal kit for SSFR cable
SSFR-SPLICE	commercial splice connection kit for SSFR cable
SSFR-TEE	commercial tee connection kit for SSFR cable
SSFR-JBOX	commercial junction box for SSFR cable
FPT130	electronic controller NEMA 4, 30 A @ 100V - 277 V with GFI 30 mA, setpoint selection 30 °F, 38 °F, 45 °F or 50 °F with a 20 ft sensor
TPR-L1N-3X-Q10	thermostat NEMA 4, 22 A resistive @ 125 V/250 V/480 V, fixed setpoint at 40 °F with 3 ft tin plated copper capillary
TRF115-005	thermostat NEMA 4, 25 A resistive @ 120 V/208 V/240 V/277 V, 0 °F to 120 °F with 5 ft stainless steel capillary
GFPRO	electronic controller NEMA 4, 30 A @ 100 V - 277 V resistive with GFI 30 mA, 2 sensor inputs for GIT-1 sensor
PDPRO	electronic controller NEMA 4, 30 A @ 100 V - 277 V resistive, 2 sensor inputs for GIT-1 sensor
GIT-1	roof and gutter temperature and moisture sensor for GFPRO and PDPRO, setpoint at 38 °F
DS-8C	controller with aerial temperature and moisture deported 10 ft sensor, 30 A @ 100 - 277 V
DS-9C	controller with aerial temperature and moisture deported 10 ft sensor, 2 circuits of 30 A @ 100 - 277 V

TECHNICAL DRAWINGS

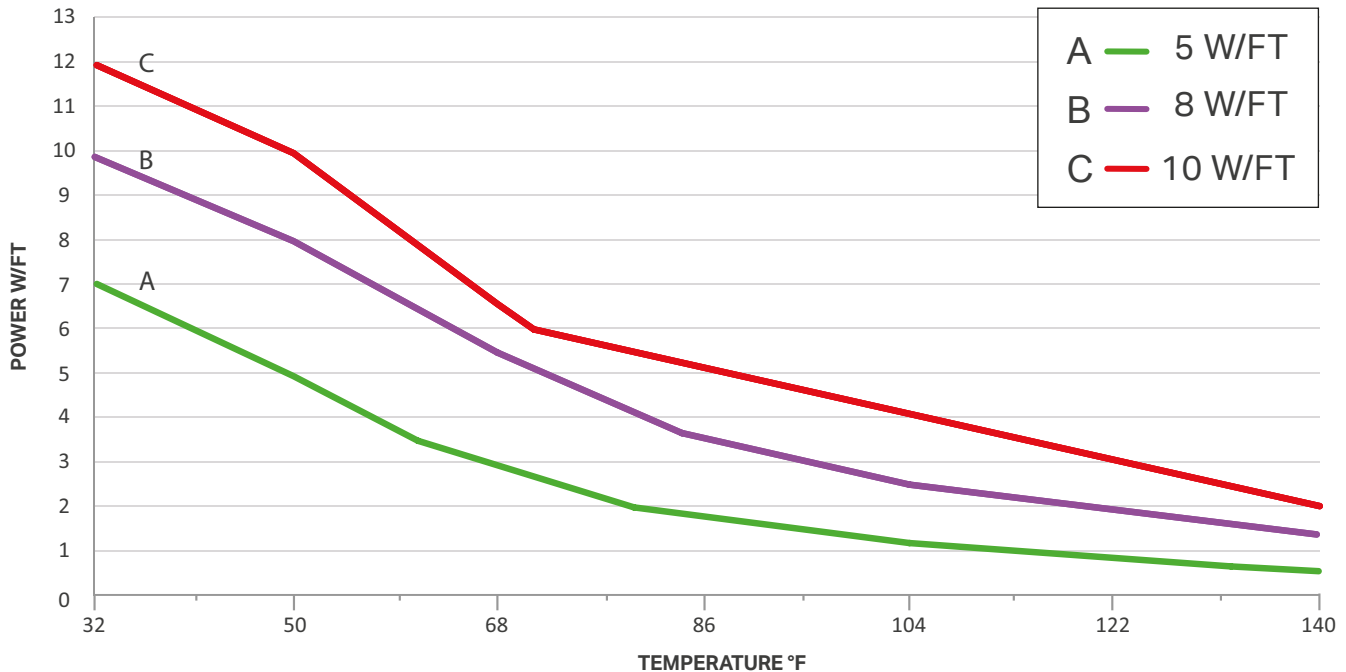


MAXIMUM CIRCUIT LENGTH PER CIRCUIT BREAKER

POWER	AMBIENT TEMPERATURE AT START-UP	120 V				240 V			
		15 A	20 A	30 A	40 A	15 A	20 A	30 A	40 A
W/FT	°F	FT				FT			
5	50	230	270	270	270	460	540	540	540
	32	230	270	270	270	460	540	540	540
	14	180	210	270	270	360	420	540	540
	0	140	190	270	270	285	380	540	540
	-20	125	165	250	270	250	330	500	540
	-40	110	145	220	270	220	295	420	540
8	50	150	200	210	210	300	400	420	420
	32	150	200	210	210	300	400	420	420
	14	140	150	205	210	280	300	410	420
	0	100	130	200	210	200	265	400	420
	-20	85	115	175	210	175	235	350	420
	-40	80	105	155	210	155	210	315	420
10	50	---	---	---	---	240	315	360	360
	32	---	---	---	---	210	280	340	360
	14	---	---	---	---	190	250	330	360
	0	---	---	---	---	160	215	325	360
	-20	---	---	---	---	145	190	285	360
	-40	---	---	---	---	125	170	255	340

POWER OUTPUT CURVES

Nominal power output at nominal voltage (120 V or 240 V) when SSFR heating cable installed on insulated metal pipes.



ADJUSTMENT FACTORS

POWER	POWER OUTPUT		CIRCUIT LENGTH	
	208 V	277 V	208 V	277 V
5	0.85	1.12	0.94	1.09
8	0.89	1.08	0.93	1.11
10	0.89	1.08	0.92	1.11



Stelpro reserves the right to modify descriptions, manufacturing specifications or prices without prior notice. No returns accepted on optional-color products. For all the latest models and prices, please refer to our website at www.stelpro.com.