






LINKING CABLES




- RP-LBI-LC-6IN-DIM-10P
- RP-LBI-LC-6IN-NODIM-10P
- RP-LBI-LC-12IN-DIM-10P
- RP-LBI-LC-12IN-NODIM-10P
- RP-LBI-LC-18IN-DIM-10P
- RP-LBI-LC-18IN-NODIM-10P

CABLE DIMENSIONS

7.25mm - 0.28 Inch for DIM cable.
6.35mm - .25 inch for NO-DIM cables



INCOMING POWER KIT: RP-LBI-G1-IP-3F-DIM



DIM



SEAMLESS CONNECTOR

- RP-LBI-SSC-DIM-10P
- RP-LBI-SSC-NODIM-10P

NO-DIM



LINKING CABLES & SEAMLESS CONNECTORS

Use Linking Cables and Seamless Connectors to easily connect the power and control wires from one light bar to another. The ...-DIM version of the linking cables and seamless connector link all connections (AC power; 12V Aux power; 0-10V DIM signal) from light bar to light bar. Use these items to control all light bars from one sensor or incoming cable connection. The ...-NODIM version of these items only links the AC power. Use these items to AC power all light bars with a single power feed; but separate control signals into individual groups.

4.7IN SPACER CONNECTOR | RP-LBI-SRC-4.7IN (SINGLE PACK)

Use the 4.7in Spacer Connector to bring the length of the bar system to a standard dimension (24in, 36in, 48in). This is useful when retrofitting linear fixtures of a standard length. It allows for the bar to be centered on each standard-length fixture. Each 4.7in spacer connector comes with (2) Seamless Connector-DIM.

***Note: spacer does not emit light**

SENSOR KITS | RP-LBI-OC2-A (STANDARD RANGE - SINGLE PACK) RP-LBI-OC3-A_LR (LIMITED RANGE - SINGLE PACK)

Sensors kits for LBI are Tri-Level, remote controllable high frequency radar sensor designed to easily integrate with the LBI bars. It is totally plug&play! It can dim the light bars down to conserve more energy from both motion and daylight. The sensor controls the 0-10V DIM signal in both directions from the Sensor unit. Each sensor kit comes with (1) sensor (4.7 inch); (1) surface mount magnetic clip; (2) Seamless Connector-DIM; (1) 12" Linking Cable-DIM. See RP-LBI-OC2-A/OC3-A data sheet for more details.

SURFACE MOUNT MAGNETIC CLIP | RP-LBI-SMM-10P (10 PACK ONLY)

The Surface Mount Magnetic Clip provides the most universal method for attaching the light bar to a wall, ceiling, or fixture to be retrofitted. The mounting tabs that extend perpendicularly from the light bar can be easily removed by bending and breaking on the pre-scored line. The strong rare-earth magnets are intended to hold light bars in place while installing mechanical fasteners. Not intended for permanent installation with magnets only.

Two of these clips are included in each light bar kit.

SUSPENDED IN-LINE KIT | RP-LBI-SIL-KIT-10P (10 PACK ONLY)

The Suspended In-Line Kit includes everything needed to suspend LBI from the ceiling.

The complete kit includes: Suspended In-Line Bracket, Aircraft Cable (9.8ft), Adjustable cable gripper, and a ceiling anchor.

SUSPENDED IN-LINE BRACKET (*BRACKET ONLY*) | RP-LBI-SIL-BRACKET-10P (10 PACK ONLY)

The Suspended In-Line Bracket (bracket only) is a wide clip that fastens over the junction between 2 LBI light bars to keep them straight in-line and provides mounting points for common suspension methods (air craft cable, drop chain, etc.) This part number is for the bracket only.