



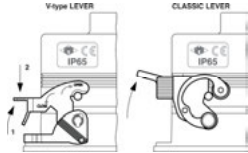


Standard Metal Bulkhead Mount Bases, Sizes 6 to 50




- The traditional open-style bases from Ilme for through-panel mounting of multipole connectors. Available with or without metal covers, in single or double lever versions. Housings in powder-coated die-cast aluminium alloy, levers/springs in stainless steel, handles in thermoplastic. See page 22 for size references and mounting dimensions.

Description:	Single Lever (Mates to 2 Peg Hoods)	Single Lever with Cover (Mates to 2 Peg Hoods)	Double Lever (Mates to 4 Peg Hoods)	4 Pegs with Cover (Mates to 2 Lever 'X' Style Hoods)
				
Size 6:	CHI 06 L	CHI 06 LS	-	CHI 06 LCS (2 pegs only)
Size 10:	CHI 10 L	CHI 10 LS	CHI 10	CHI 10 CS
Size 15:	CZI 15 L	CZI 15 LS	-	-
Size 16:	CHI 16 L	CHI 16 LS	CHI 16	CHI 16 CS
Size 24:	CHI 24 L	CHI 24 LS	CHI 24	CHI 24 CS
Size 25:	CZI 25 L	CZI 25 LS	-	-
Size 32:	CHI 32 L	CHI 32 LS	CHI 32	CHI 32 CS
Size 48:	CHI 48 L	CHI 48 LS	-	-
Size 50:	-	-	CHI 50	CHI 50 CS

V-Series Economy Metal Bulkhead Mount Bases, Sizes 6 to 24



- This new series of metal housings from Ilme features unique v-style hinged levers. The all-metal levers latch onto the pegs with downward pressure, avoiding wear on the pegs, and decreasing the chances of accidental opening. 'V' series economy bulkhead bases are available in single lever, single lever with plastic cover, and double lever versions. Housings in powder-coated die-cast aluminium alloy, levers/handles in galvanized steel.

Description:	Single Lever (Mates to 2 Peg Hoods)	Single Lever with Plastic Cover (Mates to 2 Peg Hoods)	Double Lever (Mates to 4 Peg Hoods)
			
Size 6:	JCVI 06 L	JCVI 06 LP	-
Size 10:	JCVI 10 L	JCVI 10 LP	JCVI 10
Size 16:	JCVI 16 L	JCVI 16 LP	JCVI 16
Size 24:	JCVI 24 L	JCVI 24 LP	JCVI 24

T-Series Thermoplastic Bulkhead Mount Bases, Sizes 6 to 24

- The 'T' series is the most recent addition to the Ilme line of housings. Manufactured from self-extinguishing thermoplastic, the 'T' series offers a quality, unique solution for equipment and machinery in wash-down areas, and other corrosive industrial environments or for jobs where an economical solution is mandatory. These bases feature formed-in-place foam gaskets on both contact surfaces for a reliable IP65/NEMA 12 seal.

Description:	Single Lever Bulkhead Base (Mates to 2 Peg 'T' series Hoods)	Double Lever Bulkhead Base (Mates to 4 Peg 'T' series Hoods)	Double Lever Bulkhead Base (Mates to 4 Peg 'T' series Hoods)	Double Lever Bulkhead Base (Mates to 4 Peg 'T' series Hoods)
Size:	6	10	16	24
				
Part No.	TCHI 06 L	TCHI 10	TCHI 16	TCHI 24

Standard 4 Peg Metal Hoods, Sizes 10 to 50

- The traditional metal hoods with 4 pegs for connection with double lever bases or couplers. Available with top, side, front or no entry, in standard or high construction and some models are available with two threaded top or front entry ports. Housings in powder-coated die-cast aluminium alloy (size 32 models with stainless steel roller pegs). See page 22 for size references and mounting dimensions.

Description:	Side Entry (Mates to 2 Lever Bases/Couplers)		Side Entry, High Construction (Mates to 2 Lever Bases/Couplers)		Top Entry (Mates to 2 Lever Bases/Couplers)		Top Entry, High Construction (Mates to 2 Lever Bases/Couplers)		Front Entry, High Construction (Mates to 2 Lever Bases/Couplers)	
	Entry Thread	Part Number	Entry Thread	Part Number	Entry Thread	Part Number	Entry Thread	Part Number	Entry Thread	Part Number
Size 10	PG 16	CHO 10	No Entry	CAC 10	PG 16	CHV 10	No Entry	CAC 10	No Entry	CAC 10
	M20	MHO 10.20	PG 21	CAO 10.21	M20	MHV 10.20	PG 21	CAV 10.21		
Size 16	M25	MHO 10.25	PG 29	CAO 10.29	M25	MHV 10.25	M20 X 2	MAV 10.220	M20	MAF 10.20
	½" NPT	CHOT 10.4	M32	MAO 10.32	½" NPT	CHVT 10.4	M32	MAV 10.32		
Size 24	M40	MAO 10.40	M40	MAO 10.40	PG 21	CHV 16	M25 X 2	MAV 16.225	No Entry	CAC 16
	¾" NPT	CAOT 10.5	1" NPT	CAOT 10.6						
Size 32	PG 21	CHO 16	No Entry	CAC 16	PG 21	CHV 16	PG 21	CAV 16.21	No Entry	CAC 16
	M25	MHO 16.25	PG 21	CAO 16.21	M25	MHV 16.25	PG 29	CAV 16.29		
Size 50	M32	MHO 16.32	PG 29	CAO 16.29	M32	MHV 16.32	M25 X 2	MAV 16.225	M25	MAF 16.25
	½" NPT	CHOT 16.4	M32	MAO 16.32	¾" NPT	CHVT 16.5	M32	MAV 16.32		
Size 50	¾" NPT	CHOT 16.5	M40	MAO 16.40	1" NPT	CAOT 16.5	M40	MAV 16.40	M25 X 2	MAF 16.225
	PG 21	CHO 24	1" NPT	CAOT 16.6						
Size 24	M25	MHO 24.25	No Entry	CAC 24	PG 21	CHV 24	No Entry	CAC 24	No Entry	CAC 24
	M32	MHO 24.32	PG 21	CAO 24.21	PG 29	CHV 24.29	PG 21	CAV 24.21		
Size 32	¾" NPT	CHOT 24.5	PG 29	CAO 24.29	M25	MHV 24.25	PG 29	CAV 24.29	M25 X 2	MAF 24.225
	PG 29	CHO 32.29	M32	MAO 24.32	M32	MHV 24.32	M32 X 2	MAV 24.232		
Size 50	PG 36	CHO 32	M40	MAO 24.40	M40	MHV 24.40	M40	MAV 24.40	M32	MAF 24.32
	PG 42	CHO 32.42	¾" NPT	CAOT 24.5	1" NPT	CAOT 24.6	1" NPT	CAVT 24.5		
Size 32	M40	MHO 32.40	1" NPT	CAOT 24.6	PG 29	CHV 32.29	PG 21	CAV 24.6	No Entry	CAC 24
	M50	MHO 32.50	PG 21	CAO 24.21	PG 36	CHV 32	PG 29	CAV 24.29		
Size 50	1" NPT	CHOT 32.6	PG 29	CAO 24.29	M40	MHV 32.40	M32	MAV 24.32	M25 X 2	MAF 24.225
	1 ¼" NPT	CHOT 32.7	M32	MAO 24.32	M50	MHV 32.50	M40	MAV 24.40		
Size 50	PG 21	CHO 50	1" NPT	CAOT 24.6	1 ¼" NPT	CHVT 32.7	¾" NPT	CAVT 24.6	1" NPT	CAVT 50.6
	M25	MHO 50.25	PG 21	CAO 50.21	PG 29	CHV 32.29	1" NPT	CAVT 24.6		
Size 50	M32	MHO 50.32	PG 29	CAO 50.29	PG 21	CHV 24	PG 29	CAV 24.29	M25	MAV 50.25
	¾" NPT	CHOT 50.5	M25	MAO 50.25	PG 29	CHV 24.29	M32	MAV 50.32		
Size 50	PG 21	CHO 50	M32	MAO 50.32	1" NPT	CAOT 50.6	1" NPT	CAVT 50.6	M32	MAV 50.32
	M25	MHO 50.25	1" NPT	CAOT 50.6						

Please note where NPT threads are not available, ITC can provide thread adapters and cable glands in all available threads.

T-Series Thermoplastic Hoods, Sizes 6 to 24

- Available in 'High-construction' style only, with top or side entry.

Description:	2 Pegs, High Construction (Mates to 1 Lever Bases/Couplers)		4 Pegs, High Construction (Mates to 2 Lever Bases/Couplers)		4 Pegs, High Construction (Mates to 2 Lever Bases/Couplers)		4 Pegs, High Construction (Mates to 2 Lever Bases/Couplers)	
	Entry Thread	Part Number	Entry Thread	Part Number	Entry Thread	Part Number	Entry Thread	Part Number
Size:	6		10		16		24	
Side Entry:	M25	TMAO 06 L25	M25	TMAO 10.25	M32	TMAO 16.32	M32	TMAO 24.32
	M32	TMAO 06 L32	M32	TMAO 10.32	M40	TMAO 16.40	M40	TMAO 24.40
Top Entry:	M25	TMAV 06 L25	M25	TMAV 10.25	M32	TMAV 16.32	M32	TMAV 24.32
	M32	TMAV 06 L32	M32	TMAV 10.32	M40	TMAV 16.40	M40	TMAV 24.40

Please note where NPT threads are not available, ITC can provide thread adapters and cable glands in all available threads.