
















Ferrules

Non-insulated Ferrules



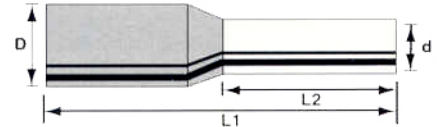
Material: 99.9% electrolytic copper, tin plated RoHS
Dimensions according to DIN 46228 p1 (except where part number followed by *)

Non-insulated Ferrules (Order by Part No.)

AWG	mm ²	Part No.	Drawing	L2	d	D	Size	Pack	Tool
24	0.25	000.255*		5	0.8	1.7	N	500	See pages 27 & 28 for tools
		7		0.8	1.7	L	500		
22	0.50	000.506		6	1	2.1	S	500	
		8		1	2.1	N	500		
		10		1	2.1	L	500		
20	0.75	007.506		6	1.2	2.3	S	500	
		8		1.2	2.3	N	500		
		10		1.2	2.3	L	500		
18	1.00	001.006		6	1.4	2.7	S	500	
		10		1.4	2.7	N	500		
		12		1.4	2.7	L	500		
16	1.50	001.507		7	1.7	2.8	S	500	
		10		1.7	2.8	N	500		
		12		1.7	2.8	L	500		
		18		1.7	2.8	XL	500		
14	2.50	002.507		7	2.2	3.4	S	500	
		10		2.2	3.4	N	500		
		12		2.2	3.4	L	500		
		18		2.2	3.4	XL	500		
12	4.00	004.009		9	2.8	4.0	S	500	
		12		2.8	4.0	N	500		
		18		2.8	4.0	L	500		
10	6.00	006.010		10	3.5	4.7	S	100	
		12		3.5	4.7	N	100		
		15		3.5	4.7	L	100		
		18		3.5	4.7	XL	100		
8	10.00	010.012		12	4.5	5.8	S	100	
		15		4.5	5.8	N	100		
		18		4.5	5.8	L	100		
6	16.00	016.012		12	5.9	7.5	S	100	
		15		5.9	7.5	N	100		
		16		5.9	7.5	N	100		
		18		5.9	7.5	L	100		
		25		5.9	7.5	XL	100		
4	25.00	025.015		15	7.3	9.5	N	50	
		18		7.3	9.5	L	50		
		25		7.3	9.5	XL	50		
2	35.00	035.018		18	8.3	11.0	S	50	
		25		8.3	11.0	N	50		
		32		8.3	11.0	L	50		
1	50.00	050.018		18	10.3	13.0	N	50	
		25		10.3	13.0	L	50		
		32		10.3	13.0	XL	50		
2/0	70.00	070.025*		25	12.5	15.0	—	50	
3/0	95.00	095.030*		30	14.5	17.0	—	25	
4/0	120.0	020.034*		32	16.5	19.0	—	25	
300MCM	150.0	050.038*		32	21.0	24.0	—	50	
350MCM	185.0	085.032*		32	20.0	23.5	—	25	
500MCM	240.0	040.040*		40	22.8	25.8	—	25	

















Information subject to change without notice - All dimensions in mm except where otherwise stated
 Dimensions according to DIN 46228/1 except where part numbers followed by *

Single Insulated Ferrules



Material: 99.9% electrolytic copper, tin plated RoHS
Insulation: polypropylene or polyamide (Nylon). Available in 3 colour codes
Dimensions according to DIN 46228/1 (except where part numbers followed by *)


Insulated Ferrules (Order by Part No.)

AWG	mm ²	Part No.			Drawing	L1	L2	d	D	Size	Pack	Tool
		DIN Colour Code	“W” Colour Code	“T” Colour Code								
26	0.14	-	900.146*	-		10.0	6	0.8	2.0	N	500	See pages 28 & 29 for tools
24	0.25	100.256* 100.258*	900.256* 900.258*	800.256* 800.258*		10.0 12.0	6 8	0.8 0.8	2.0 2.0	N L	500 500	
23	0.34	-	900.306* 900.308*	800.306* -		10.0 12.0	6 8	0.8 0.8	2.0 2.0	N L	500 500	
22	0.50	100.506 100.508 100.510	900.506 900.508 900.510	100.506 100.508 100.510		12.0 14.0 16.0	6 8 10	1.1 1.1 1.1	2.4 2.4 2.4	S N L	500 500 500	
20	0.75	107.506 107.508 107.510 107.512	907.506 907.508 907.510 907.512	807.506 807.508 807.510 807.512		12 14 16 18	6 8 10 12	1.3 1.3 1.3 1.3	2.7 2.7 2.7 2.7	S N L LL	500 500 500 500	
18	1.00	101.006 101.008 101.010 101.012	901.006 901.008 901.010 901.012	801.006 801.008 801.010 801.012		12.0 14.0 16.0 18.0	6 8 10 12	1.5 1.5 1.5 1.5	3.0 3.0 3.0 3.0	S N L LL	500 500 500 500	
16	1.50	101.508 101.510 101.512 101.518	901.508 901.510 901.512 901.518	801.508 801.510 801.512 801.518		14 16 18 24	8 10 12 18	1.8 1.8 1.8 1.8	3.4 3.4 3.4 3.4	N L LL XL	500 500 500 500	
14	2.50	102.508 102.512 102.518	902.508 902.512 902.518	802.508 802.512 802.518		15 17 25	8 12 18	2.3 2.3 2.3	4.2 4.2 4.2	N L LL	500 500 500	
12	4.00	104.009 104.012 104.018	904.009 904.012 904.018	804.009 804.012 804.018		17 19 26	10 12 18	2.9 2.9 2.9	5.2 5.2 5.2	N L LL	100 100 100	
10	6.00	106.012 106.018	906.012 906.018	806.012 806.018		20 26	12 18	3.6 3.6	6.2 6.2	N L	100 100	
8	10.00	110.012 110.018	910.012 910.018	810.012 810.018		21 27	12 18	4.6 4.6	7.5 7.5	N L	100 100	
6	16.00	116.012 116.018	916.012 916.018	816.012 816.018		23 28	12 18	5.6 5.6	8.8 8.8	N L	100 100	
4	25.00	125.016 125.022	925.016 925.022	825.016 825.022		30 35	16 22	7.8 7.8	12.0 12.0	N L	50 50	
2	35.00	135.016 135.025	935.016 935.025	835.016 835.025		30 36	18 25	8.3 8.3	13.5 13.5	N L	50 50	
1	50.00	150.020 150.025	950.020 950.025	850.020 850.025		36 40	20 25	10.3 10.3	16.0 16.0	N L	50 50	
2/0	70.00	-	-	870.020* 870.027*		37 44	20 27	12.7 12.7	16.0 16.0	N	50	
3/0	95.00	-	-	895.025*		44	25	14.7	18.0	N	25	
4/0	120.0	-	-	820.027*		48	27	16.7	21.0	N	25	
300 MCM	150.0	-	-	850.032*		58	32	19.7	23.0	N	25	














Information subject to change without notice - All dimensions in mm except where otherwise stated
 * Dimensions according to DIN 46228/1 except where part numbers followed by *

Twin Insulated Ferrules

Material: 99.9% electrolytic copper, tin plated RoHS
Insulation: polypropylene.
Dimensions according to DIN 46228/1



Twin Insulated Ferrules (Order by Part No.)







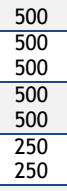
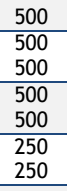
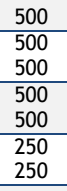






AWG	mm ²	Part No.	Drawing	L1	L2	d	WxD	Size	Pack	Tool
2 x 22	2 x 0.50	200.508		15	8	1.5	2.3 x 4.5	N	500	See pages 28 & 29 for tools
2 x 20	2 x 0.75	207.508		15	8	1.8	2.7 x 5.4	N	500	
	2 x 0.75	207.510		17	10	1.8	2.7 x 5.4	L	500	
2 x 18	2 x 1.00	201.008		15	8	2.05	3.3 x 5.3	N	500	
2 x 18	2 x 1.00	201.010		17	10	2.05	3.3 x 5.3	L	500	
2 x 16	2 x 1.50	201.508		16	8	2.3	3.5 x 6.5	N	500	
2 x 16	2 x 1.50	201.512		20	12	2.3	3.5 x 6.5	L	500	
2 x 14	2 x 2.50	202.510		18.5	10	2.9	4.1 x 7.7	N	250	
2 x 14	2 x 2.50	202.513		21.5	13	2.9	4.1 x 7.7	L	250	
2 x 12	2 x 4.00	204.012		23	12	3.8	4.9 x 8.7	N	100	
2 x 10	2 x 6.00	206.014		25	14	4.9	6.1 x 9.9	N	100	
2 x 8	2 x 10.00	210.014		26	14	6.5	7.1 x 12.9	N	100	
2 x 6	2 x 16.00	216.014		31	16	8.5	8.8 x 16.8	N	50	

Information subject to change without notice - All dimensions in mm except where otherwise stated

Single Insulated Ferrules in Strips, Spools and Rolls

Material: 99.9% electrolytic copper, tin plated RoHS
Insulation: polypropylene or polyamide (Nylon). Available in DIN colour code only, other codes on special order dimensions according to DIN 46228/1 - (*) Special order only

Insulated Ferrules (Order by Part No.)

AWG	mm ²	Part No.	Drawing	L1	L2	d	D	Size	Pack	Tool
22	0.50	170.508		14.5	8.0	1.1	2.6	N	5 strips of 50 ferrules	500.090 503.000
22	0.50	090.508		14.5	8.0	1.1	2.6	N	1 spool of 1000 ferrules	
22	0.50	190.508		14.5	8.0	1.1	2.6	N	1 roll of 3000 ferrules*	
20	0.75	177.508		14.5	8.0	1.3	2.8	N	5 strips of 50 ferrules	
20	0.75	097.508		14.5	8.0	1.3	2.8	N	1 spool of 1000 ferrules	
20	0.75	197.508		14.5	8.0	1.3	2.8	N	1 roll of 3000 ferrules*	
18	1.00	171.008		14.5	8.0	1.5	3.0	N	5 strips of 50 ferrules	
18	1.00	091.008		14.5	8.0	1.5	3.0	N	1 spool of 1000 ferrules	
18	1.00	191.008		14.5	8.0	1.5	3.0	N	1 roll of 3000 ferrules*	
16	1.50	171.508		14.5	8.0	1.8	3.4	N	5 strips of 50 ferrules	
16	1.50	091.508		14.5	8.0	1.8	3.4	N	1 spool of 1000 ferrules	
16	1.50	191.508		14.5	8.0	1.8	3.4	N	1 roll of 2500 ferrules*	
14	2.50	172.508		14.5	8.0	2.3	4.2	N	5 strips of 50 ferrules	
14	2.50	092.508		14.5	8.0	2.3	4.2	N	1 spool of 500 ferrules	
14	2.50	192.508		14.5	8.0	2.3	4.2	N	1 roll of 1500 ferrules*	

Information subject to change without notice - All dimensions in mm except where otherwise stated

* Special order item