

LUNA 56 PRO



Fits Into a 5" & 6" Cut Hole



The LUNA family is expanding! Designed for light commercial spaces, the LUNA 56 PRO is a 90+ CRI fixture, available in round or square with up to 2200 Lumens. Fit your design requirements throughout the space with this wet location, Energy Star approved fixture.



FEATURES:

- Up to 2200 lumens
- IC Rated - Suitable for air handling spaces
- CCT Select - 5 position (27-50 K)
- Dim-to-Warm
- Dimmable 0-10C and ELV
- No housing required
- Lifetime warranty
- WET location rated
- Energy Star

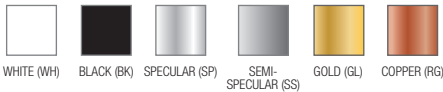


CCT Select Switch


TRIM FINISH




REFLECTOR FINISH



ACCESSORIES



P-NCMK-1
New construction mounting kit.
Pre-mounting plate (A)
Hanger Bars (B)



P-5510
Butterfly brackets (C)
Pre-Mounting plate (A)



SLM-60-FC
60" Flexible connector to extend
the distance between the fixture
and driver



VBE-1 / VBE-2 / VBE-5
Vapour barrier extender. For use in
new construction (VBE-1 / VBE-5)
and remodel (VBE-3) applications



COMMERCIAL GRADE DRIVER
120-347V / 120-277V,
0-10V dimming. (Option "C" in
ordering guide)



RA56-XLRING
Extra large round trim ring to allow for
installation in 7½" and 8" cut holes

Ordering Guide - Round

Wattage	Driver Options	CCT	Trim Finish	Reflector Finish
RA56- <input type="text"/>	F - <input type="text"/>	<input type="text"/>	90 <input type="text"/>	<input type="text"/>
 17 : 17W (1200 lm) 20 : 20W (1450 lm) 33 : 33W (2200 lm)	Blank : Standard 120V driver E : Hi-lume 1% EcoSystem, w/Soft-on, Fade-to-Black EM : Emergency Backup, 120-277V, 0-10V C : 120-347V, 0-10V D : Dali L1 : Hi-lume 1%	Blank : Selectable CCT (27, 30, 35, 40, 50 K) DTW : Dim-to-Warm	BK : Black BN : Brushed Nickel WH : White	BK : Black ² WH : White GD : Gold RG : Copper SP : Specular SS : Semi-specular

Highlighted option denotes QuickShip.

Ordering Guide - Dim-to-Warm Round

Trim Finish	Reflector Finish
RA56-17F-DTW90 <input type="text"/>	<input type="text"/>
 Highlighted option denotes QuickShip.	WH : White BK : Black BN : Brushed Nickel

Ordering Guide - Square

Wattage	Driver Options	CRI	Trim Finish	Reflector Finish
RA56S- <input type="text"/>	F - <input type="text"/>	<input type="text"/>	<input type="text"/>	<input type="text"/>
 33 : 33W 17 : 16W 20 : 20W	Blank : Standard 120V driver E : Hi-Lume 1% EcoSystem, w/Soft-on, Fade-to-Black EM : Emergency Backup, 120V-277V, 0-10V C : 120-347V, 0-10V D : Dali	90 : 90 CRI	WH : White BK : Black BN : Brushed Nickel	WH : White BK : Black SS : Semi-Specular SP : Specular GD : Gold RG : Rose Gold

Highlighted option denotes QuickShip.

