

ELECTRIC VEHICLE ENERGY MANAGEMENT SYSTEM

DCC-9





 PAT. NO. 10.486.539

The DCC-9 is an Electric Vehicle Energy Management System (EVEMS) that allows a charger to be connected directly to an electrical panel of a multi-unit residential building (MURB) dwelling, which would otherwise not have sufficient capacity to allow the connection.

OPERATION

- Real-time reading of the total panel power consumption with pre-wired current transformers (CT).
- Detects when total power consumption exceeds 80% of main circuit breaker capacity and temporarily de-energizes the EV charger.
- Automatically re-energizes the EV charger when the total power consumption is less than 80% of main circuit breaker capacity for more than 15 minutes.

FEATURES

- Does not affect load calculation of a panel.
- Automatic billing of electricity by the utility for multi-unit residential building installations.
- Can be ceiling or wall mounted.
- NEMA 3R enclosure available for outdoor installations.
- Possibility to receive and transmit load shedding instructions from an external energy management system via a dry contact input and output.

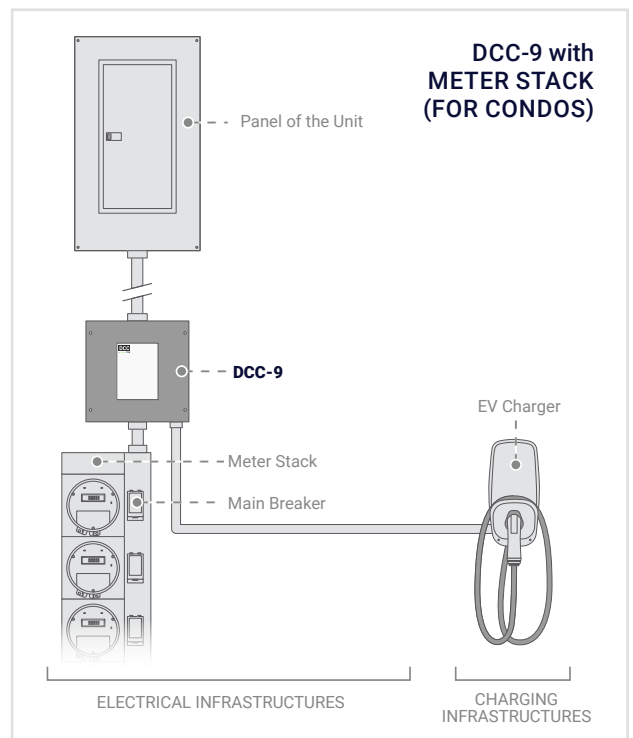
INCLUDED

- Electric Vehicle Energy Management System
- Splitter Box (Max 125A)
- EV Charger Breaker (Max 60A)
- 2 Pre-Wired Current Transformers (CT)

MODELS	BREAKER	MAIN POWER SUPPLY							
		60A	70A	80A	90A	100A	125A	150A	200A
DCC-9-30A	30A	✓	✓	✓	✓	✓	✓	✗	✗
DCC-9-40A	40A	✗	✗	✓	✓	✓	✓	✗	✗
DCC-9-50A	50A	✗	✗	✗	✗	✓	✓	✗	✗
DCC-9-60A	60A	✗	✗	✗	✗	✗	✗	✗	✗
Voltage and wiring		240/208V AC single phase: L1, L2, Neutral, Ground.							
Terminals size		up to 2/0 (CU/AL)							
Frequency		50 to 60 Hz							
Operation temperature		-22°F to 113°F (-30°C to 45°C)							
Max torque		L1, L2, Neutral: 120 in-lbf / Ground: 50 in-lbf Breaker terminals: 45 in-lbf							
		Dimensions* (H" x W" x D")				Total weight*			
		12" x 12" x 7.5"				17 lb (7,71 kg)			
NEMA 3R enclosure		14" x 13" x 8"				18 lb (8,16 kg)			

*Approximative and can change without notice. V4
** See dip switch programming step in manual for more details.
*** Not limited to compatibility with electric vehicle charging stations, this product can be installed with resistive loads of up to 60A and inductive loads of up to 40A

INSTALLATION EXAMPLES



INTERNAL COMPONENTS



Splitter Box
120/240-208V (Max125A)

Transformer,
Input: 240/208V, Output: 24VAC

Main Power Lugs

Neutral Lugs

Main Load Lugs



DIP switch configuration
for panel capacity

Power Relay
(Max 60A)

Dry contact for control
via external energy
management system

Pre-wired Current
Transformers (CT)
on L1 and L2

EV Charger Breaker
(Max 60A)



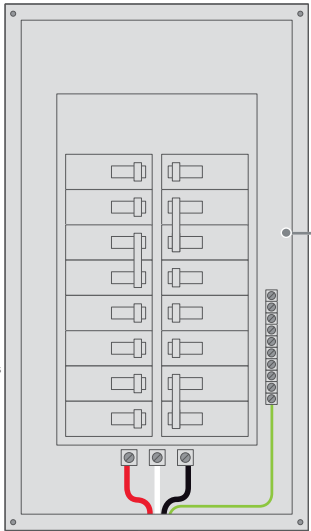
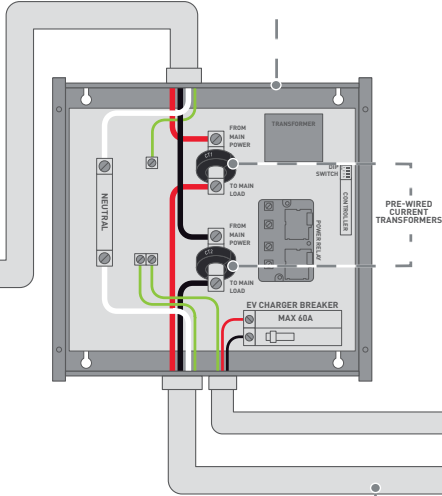
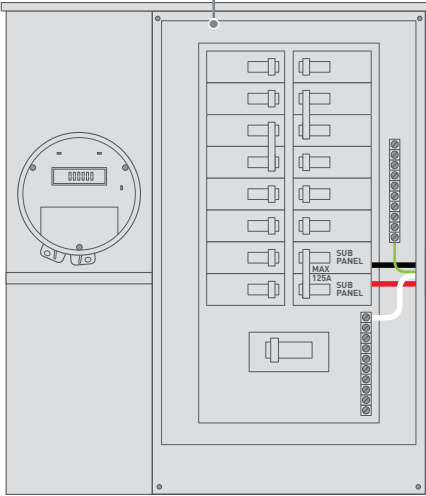
DCC-9

EVEMS, Splitter Box
120/240-208V, Max 125A

**DCC-9 with
SUB PANEL**

GENERATION 3

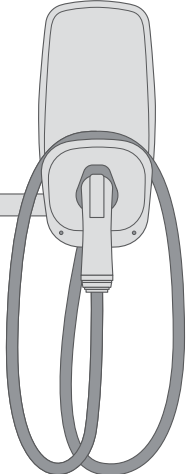
Meter Box Panel
120/240V



Sub Panel

Sub Panel Feeder

EV Charger
Branch-Circuit



DCC-9 with METER STACK

GENERATION 3

