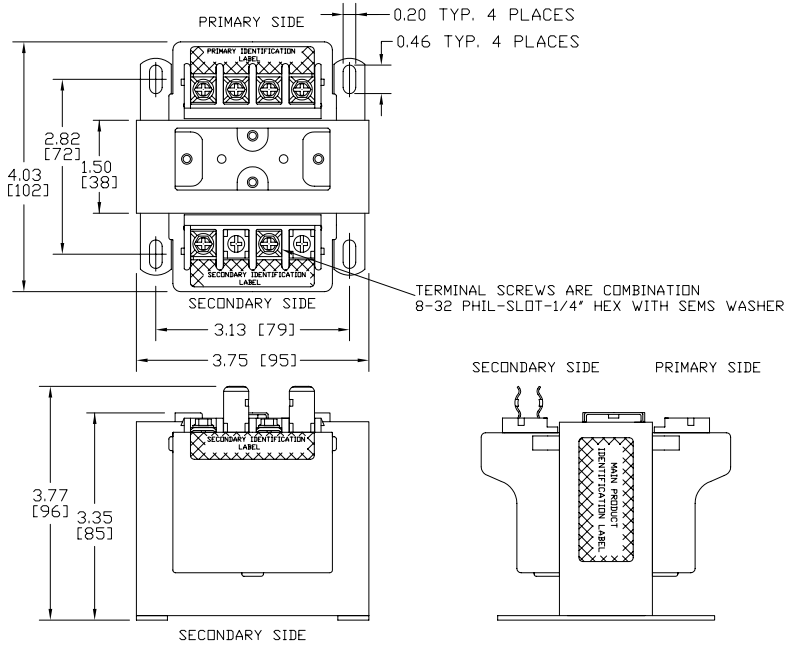


| Transformer Specifications | |
|---|---|
| PRIMARY VOLTAGE(S) | 230x460 (TRIPLE RATED) |
| SECONDARY VOLTAGE(S) | 115 |
| RATED V.A. | 150 |
| RATED FREQUENCY | 50/60 |
| INSULATION CLASS | 130 |
| AGENCY APPROVALS | UL, CUL |
| ESTIMATED WEIGHT | 5.3 LBS |

| TEST REQUIREMENTS | | | | |
|---|---|---|---|---|
| WINDING | H4-H3 | H2-H1 | X2-X1 | |
| D.C.VOLTS | 240 | 240 | 132.4 | |
| LOAD VOLTS | 240 | 240 | 120 | |
| F.L. AMPS | 0.410 | 0.410 | 1.250 | |
| HI-POT | 3000V | | 1800V | |
| EXCITING AMPS | 0.47AMPS @ 240 VOLTS, 50HZ | | | |
| EXCITING WATTS | 12.4 MAX | | | |

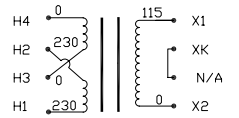


SEC.FUSECLIPS INTERNALLY JUMPERED

CONNECTION DIAGRAM

NOTE:
1. ALL MEASURMENTS IN INCHES (MM)

PRIMARY IDENTIFICATION LABEL

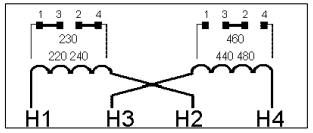


SECONDARY IDENTIFICATION LABEL

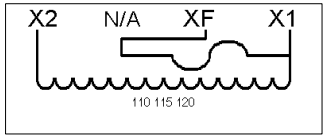


MAIN PRODUCT IDENTIFICATION LABEL




REVISION 1
DT11109

UNLESS OTHERWISE SPECIFIED
DIMENSIONS IN INCHES

| | |
|---|---|
| ONE PLACE DEC | ±0.1 |
| TWO PLACE DEC | ±0.02 |
| THREE PLACE DEC | ±0.005 |
| ANGLES | ±0.5 |
| VOLTAGE | ±5% |
| RESISTANCE | ±10% |
| AMPERAGE | ±2% |
| FORCE,TORQUE,SPEED | ±10% |
| TIME | ±1% |
| TEMPERATURE | ±3°C/±5°F |

DIMENSIONS TO BE INTERPRETED IN ACCORDANCE WITH ASME Y14.5M-1994

(XXX±XX) SYMBOL DEFINITIONS (ST) PER DRAWING 65A2750

THIRD ANGLE PROJECTION

| | | |
|---|---|---|
| DRAFTER/DESIGNER | S.CASTRO | DATE 11/06/08 |
| APPD | E.ROBLES | DATE 11/06/08 |
| APPD | C.CASTORENA | DATE 11/06/08 |
| ENGR REF | | |
| NEXT ASSY | | |
| TOOL REF | | |
| DSPEC | | |

EATON CORPORATION – CONFIDENTIAL AND PROPRIETARY

NOTICE TO PERSONS RECEIVING THIS DOCUMENT AND/OR TECHNICAL INFORMATION THIS DOCUMENT, INCLUDING THE DRAWING AND INFORMATION CONTAINED THEREON, IS CONFIDENTIAL AND IS THE EXCLUSIVE PROPERTY OF EATON CORPORATION, AND IS MERELY ON LOAN AND SUBJECT TO RECALL BY EATON AT ANY TIME. BY TAKING POSSESSION OF THIS DOCUMENT, THE RECIPIENT ACKNOWLEDGES AND AGREES THAT THIS DOCUMENT CANNOT BE USED IN ANY MANNER ADVERSE TO THE INTERESTS OF EATON AND THAT NO PORTION OF THIS DOCUMENT MAY BE COPIED OR OTHERWISE REPRODUCED WITHOUT THE PRIOR WRITTEN CONSENT OF EATON. IN THE CASE OF CONFLICTING CONTRACTUAL PROVISIONS, THIS NOTICE SHALL GOVERN THE STATUS OF THIS DOCUMENT.

TITLE
MTE CONTROL
TRANSFORMER 150 VA
SERIES 2

| SIZE | DWG NO | SHEET NO |
|---|---|---|
| B | C0150E2A.DWG | C0150E2A |
| SCALE | PARTS LIST | PRODUCT CODE |

SHEET NO 1 OF 1

EAD_ACAD_FRMB1
REV. 05/03/08

© 2008 Eaton Corporation, All Rights Reserved