















Installation

Installation Kits

	Part #:	Description:
	040334	3 Inlet Installation Kit, White 32m low-volt wire, 3 plain inlet valve with screws, 3 plastic mounting bracket, 8-90° sweep elbows, 2-90° sweep T, 3-90° dual elbow, 7-45° dual elbow, 9 stop coupler, 8 pipe hanger, 1 exhaust vent cap
	040333	2 Inlet Installation Kit, White 24m low-volt wire, 2 plain inlet valve with screws, 2 plastic mounting bracket, 6-90° sweep elbows, 1-90° sweep T, 2-90° dual elbow, 5-45° dual elbow, 7 stop coupler, 6 pipe hanger, 1 exhaust vent cap
	040332	1 Inlet Installation Kit, White 7.5m low-volt wire, 1 plain inlet valve with screws, 1 plastic mounting bracket, 3-90° sweep elbows, 1-90° sweep T, 3-45° dual elbow, 3 stop coupler, 3 pipe hanger

Mounting Brackets & Plaster Guards

	Part #:	Description:
	025020-100	Stud Mounting Bracket Only, Steel
	025030-050	Stud Mounting Bracket & Adapter, Steel
	025031-050	Stud Mounting Bracket, Steel
	025041-015	Surface Mounting Box for Inlet, Steel
	025041-050	Surface Mounting Box for Inlet, Steel
	030013-075	Stud Mounting Bracket, White
	030018-075	Universal Mounting Bracket, White
	030003-045	Temporary Cover Plate, White
	030015-250	Plaster Guard for Metal Mounting Bracket, White
	030016-050	Plaster Guard for Plastic Mounting Bracket, White
	030017-075	Plaster Guard for Mounting Bracket, White









Installation

Fittings & Tubing - White Plastic












	Part #:	Description:
	030020-115	90° Dual Elbow
	030120-115	90° Sweep Elbow
	030125-115	90° Sweep w/extension
	030110-125	45° Elbow
	030115-125	45° Elbow w/extension
	030107-075	30° Elbow
	030025-100	Short Tee
	030130-045	45° Single Y
	030151-065	45° Double Y
	030140-045	90° Sweep Tee
	030145-200	Stop Coupler
	030146-050	Clamp Coupling w/hardware
	030147-200	Slip Coupler
	030189-100	Canplas Pipe Collar
	030290-010	2" O.D. PVC Tubing 2.5m (Bundle of 10)
	030292-010	2" O.D. PVC Tubing 1.5m (Bundle of 10)

Installation

Fittings & Tubing - Clear Plastic

	Part #:	Description:
	031120-115	90° Sweep Elbow
	031125-115	90° Sweep w/extension
	031110-125	45° Elbow
	031115-125	45° Elbow w/extension
	031130-045	45° Single Y
	031140-045	90° Sweep Tee
	031145-200	Stop Coupling
	031290	2" O.D. Tubing 2.5m piece

Installation Hardware

	Part #:	Description:
	025010-100	Nail Guard for Pipe
	025319	Fire Stop Ring
	030010-050	Inlet Valve Extension
	030030-050	Floor Mounting Adapter
	030040-100	2 3/4" Wall Flanged Elbow
	030055-250	Straight Flanged Adapter
	030149	Double Extension
	030154	2" Cap Plugs (1 Roll)
	030155-050	Pipe Cap, box of 50
	030156-040	Exhaust Vent Cap
	030160-050	2" to 3" Take Off