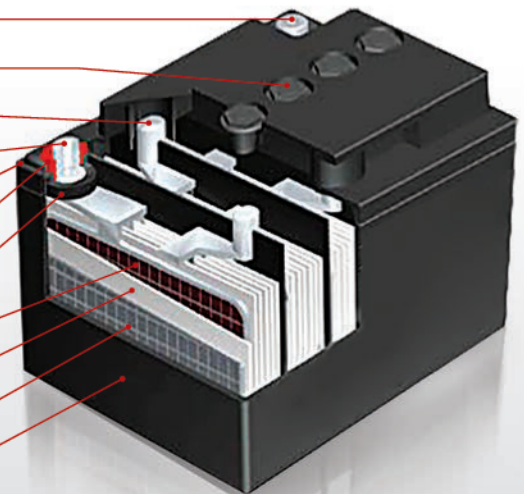


# MAGNAVOLT®

## Rechargeable Sealed Lead Acid Battery



1. Negative Terminal Post
2. Pressure Controlled Vent Valves
3. Inter-cell Connector
4. Positive Terminal Post
6. Container Cover
5. Sealing Compound Epoxy
7. Sealing O-Ring
8. Positive Plate
9. AGM Separator
10. Negative Plate
11. Case



Canada: 1-888-271-8888

[www.magnacharge.com](http://www.magnacharge.com)

USA: 1-844-370-0258

# SLA Models and Parameters

## Typical Applications

- All purpose
- Emergency backup power supply
- Aircraft signal
- Communication power supply
- Mobility
- Uninterruptable Power Supply (UPS)
- Emergency light
- Electronic apparatus and equipment
- DC power supply
- Medical devices
- Electric Power System (EPS)
- Railway signal
- Alarm and security system
- Auto control system

Model	Nominal Voltage (V)	Rated Capacity (AH)				Approx dimension (inch)				Approx Weight		Carton QTY	Terminal Type
		20HR	10HR	5HR	1HR	Length	Width	Height	Total Height	kg	lbs.		
		1.80V/cell	1.80V/cell	1.75V/cell	1.60V/cell								

### 6 VOLT

SLA6-1.2	6	1.20	1.12	1.02	0.75	3.82	0.94	2.03	2.26	0.29	0.64	30	T1
SLA6-2.8	6	2.80	2.60	2.38	1.76	2.60	1.30	3.82	4.06	0.57	1.26	20	T1
SLA6-3.2	6	3.20	2.98	2.72	2.01	5.28	1.34	2.36	2.60	0.67	1.48	20	T1
SLA6-4.5	6	4.50	4.19	3.83	2.83	2.76	1.85	3.98	4.17	0.81	1.79	20	T1
SLA6-7	6	7.50	6.98	6.38	4.71	5.94	1.34	3.70	3.94	1.26	2.78	8	T1/T2
SLA6-8.5	6	8.50	7.91	7.23	5.34	3.86	2.20	4.65	4.72	1.52	3.35	10	T1/T2
SLA6-12	6	12.00	11.16	10.20	7.54	5.94	2.01	3.70	3.94	1.95	4.30	8	T1/T2
SLA6-20	6	20.00	18.60	17.00	12.56	6.18	3.27	4.92	4.92	3.21	7.08	4	T3
SLA-6V27L	6	210.00	200.00	172.00	122.00	12.05	6.61	8.74	8.98	28.2	62.2	1	T8/T11

### 12 VOLT

SLA12-0.8	12	0.80	0.74	0.68	0.50	3.78	0.98	2.44	2.44	0.35	0.77	20	CONNECTOR
SLA12-1.2	12	1.20	1.12	1.02	0.75	3.82	1.69	2.05	2.28	0.57	1.26	20	T1
SLA12-2.3	12	2.30	2.14	1.96	1.44	7.01	1.38	2.36	2.60	0.78	1.72	20	T1
SLA12-3.5	12	3.20	2.98	2.72	2.01	5.28	2.64	2.38	2.62	1.35	2.98	10	T1
SLA12-4.5	12	4.50	4.19	3.83	2.83	3.54	2.76	3.98	4.21	1.48	3.26	10	T1/T2
SLA12-5	12	4.77	4.5	3.90	2.77	5.94	2.09	3.66	3.90	1.90	4.19	6	T1/T2
SLA12-5.4	12	5.40	5.00	4.60	3.39	3.54	2.76	3.98	4.21	1.88	4.15	10	T1
SLA12-7	12	7.20	6.70	6.12	4.52	5.94	2.56	3.68	3.90	2.35	5.18	8	T1/T2
SLA12-9	12	9.00	8.37	7.65	5.65	5.94	2.56	3.68	3.90	2.45	5.40	5	T1/T2/T3
SLA12-10	12	10.00	9.30	8.50	6.28	5.94	2.56	4.37	4.61	3.20	7.06	4	T1/T2
SLA12-12	12	12.70	12.00	10.04	7.38	5.94	3.86	3.74	3.98	3.80	8.38	4	T1/T2
SLA12-14	12	14.00	13.02	11.90	8.79	5.94	3.86	3.74	3.98	4.05	8.93	4	T1/T2
SLA12-18	12	19.10	18.00	15.60	11.10	7.15	3.03	6.59	6.59	5.70	12.57	2	T2
SLA12-20	12	20.00	18.90	17.20	13.10	7.15	3.03	6.59	6.59	6.00	13.23	2	T3/T12
SLA12-24	12	25.80	24	21.10	15.50	6.50	4.92	6.89	7.17	9.10	20.06	1	T3/T12
SLA12-28	12	28.00	26.04	23.80	17.58	6.54	6.89	4.92	4.92	8.40	18.50	1	T3/T12
SLA12-33	12	33.00	30.69	28.05	20.72	7.68	5.12	6.46	7.09	10.50	23.30	1	T5/T6/T12
SLA12-33G*	12	33.00	30.69	28.05	20.72	7.68	5.12	6.46	7.01	10.70	23.60	1	T5/T6
SLA12-38G*	12	38.00	35.30	30.40	20.90	7.76	6.50	6.69	6.69	13.50	29.80	1	T6
SLA12-45	12	45.00	42.00	36.50	26	7.76	6.50	6.69	6.69	14.50	32.00	1	T6/T12
SLA12-55	12	57.20	55.00	47.90	34.10	9.02	5.43	8.27	9.06	17.70	39.00	1	T6/T9/T14
SLA12-55G*	12	57.20	55.00	47.30	33.55	9.02	5.43	8.07	8.31	16.60	36.60	1	T6
SLA12-70G*	12	70.00	65.10	56.00	38.5	10.24	6.61	8.19	8.43	22.80	50.30	1	T6
SLA12-75	12	80.30	75.00	65.30	46.5	10.24	6.61	8.19	9.06	22.70	50.10	1	T6/T14
SLA12-90	12	96.30	90.00	78.30	55.80	12.05	6.61	8.15	8.98	62.40	28.30	1	T11
SLA12-100	12	107.00	100.00	87.00	62.00	12.99	6.81	8.35	8.66	32.00	70.60	1	T11
SLA12-150	12	160.50	150.00	130.50	93.00	19.02	6.69	9.39	9.39	47.20	104.10	1	T11
SLA12-200	12	214.00	200.00	174.00	124.00	20.55	9.45	8.58	8.82	64.00	141.10	1	T11
SLA12-250	12	260.00	250.00	215.00	152.50	20.55	10.06	8.66	8.90	73.00	161.00	1	T11

# A VRLA-AGM battery is an electric storage lead-acid battery.


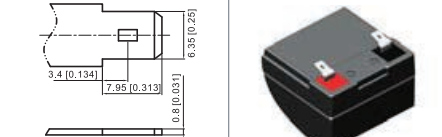
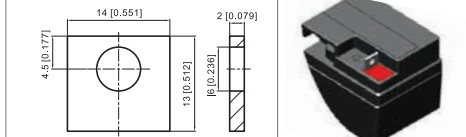

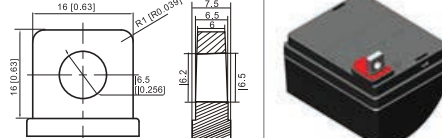
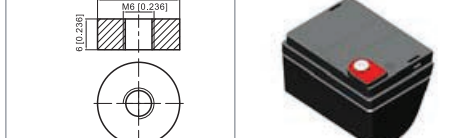

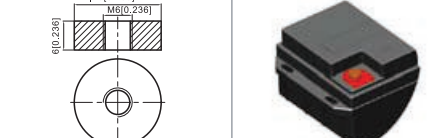

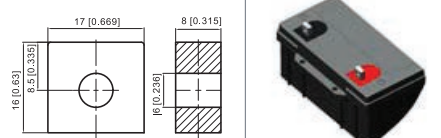
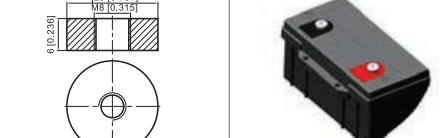



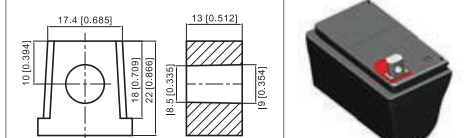
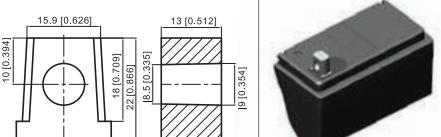

- Sealed with Proprietary compound epoxy and using pressure controlled vent valves.
- Starved electrolyte design - acid solution is absorbed in glass mat separators
- ABS material - increases structural integrity (Flame-retardant ABS is optional)
- Using a recombination reaction to prevent the release of hydrogen and oxygen gases.
- Non-spillable - can be operated in any position (upside down installation is not recommended)
- Maintenance free - connections must be retorqued and the batteries should be cleaned periodically.

A VRLA-AGM battery uses recombinant technology. The oxygen produced from the positive plates of the battery is absorbed by the negative plates. This suppresses the generation of hydrogen at the negative plates. The recombination of oxygen and hydrogen leads to Water (H<sub>2</sub>O), retaining the electrolyte amount within the battery. Water filling is never required. Battery should never be opened as this would damage the battery with additional oxygen from the air. The warranty will be void if the battery is opened.

## BATTERY TERMINAL OPTIONS

Note: the figures below just show the appearance and dimension.

Unit: mm[inch]

<p><b>T1</b> TERMINAL</p> <p>FASTON TYPE (Copper) quick disconnect tabs; silver coating for better conductivity</p> 	<p><b>T2</b> TERMINAL</p> <p>FASTON TYPE (Copper) quick disconnect tabs; silver coating for better conductivity</p> 	<p><b>T3</b> TERMINAL</p> <p>Brass Coated With Tin T3 Terminal Torque: 3.9 ~ 5.4 N*m (34.39 ~ 47.75 in*lbs)</p> 
<p><b>T4</b> TERMINAL</p> <p>FASTON TYPE (Copper) quick disconnect tabs; silver coating for better conductivity</p> 	<p><b>T4</b> TERMINAL</p> <p>Brass Coated With Tin</p> 	<p><b>T5</b> TERMINAL</p> <p>Lead T5 Terminal Torque: 3.9 ~ 5.4 N*m(34.39 ~ 47.75 in*lbs)</p> 
<p><b>T6-I</b> TERMINAL</p> <p>Brass; Threaded Insert 6mm STUD Torque: 3.9 ~ 5.4 N*m (34.39 ~ 47.75 in*lbs)</p> 	<p><b>T7</b> TERMINAL</p> <p>Brass Coated With Tin; Threaded Insert 6mm STUD Torque: 3.9 ~ 5.4 N*m(34.39 ~ 47.75 in*lbs)</p> 	<p><b>T9</b> TERMINAL</p> <p>Lead Torque: 11 ~ 14.7 N*m(97.28 ~ 130.0 in*lbs)</p> 
<p><b>T10</b> TERMINAL</p> <p>Lead Torque: 3.9 ~ 5.4 N*m(34.39 ~ 47.75 in*lbs)</p> 	<p><b>T11</b> TERMINAL</p> <p>Brass Coated With Tin; Threaded Insert 8mm STUD Torque: 11~14.7 N*m(97.28 ~ 130.0 in*lbs)</p> 	<p><b>T12</b> TERMINAL</p> <p>Brass Coated; Threaded Insert 5mm STUD Torque: 2.0 ~ 3.0 N*m (17.69 ~ 26.53 in*lbs)</p> 
<p><b>T12-I</b> TERMINAL</p> <p>Brass; Threaded Insert 5mm STUD Torque: 2.0 ~ 3.0 N*m (17.69 ~ 26.53 in*lbs)</p> 	<p><b>T13</b> TERMINAL</p> <p>Brass Coated With Tin; Threaded Insert 6mm STUD Torque: 3.9 ~ 5.4 N*m(34.39 ~ 47.75 in*lbs)</p> 	<p><b>T14-1</b> POSITIVE</p> <p>Lead Torque: 11 ~ 14.7 N*m(97.28 ~ 130.0 in*lbs)</p> 
<p><b>T14-2</b> NEGATIVE</p> <p>Lead Torque: 11 ~ 14.7 N*m(97.28 ~ 130.0 in*lbs)</p> 	<p><b>SPRING</b></p> <p>Spring Steel Fully Collapsible</p> 	<p><b>CONNECTOR</b></p> <p>Toy Battery Connector H-Connector</p> 