
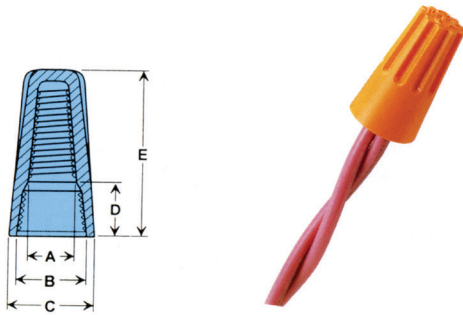

















SCREW-ON WIRE CONNECTORS



DIMENSIONS:

Model	A		B		C		D		E	
	(mm)	(in)	(mm)	(in)	(mm)	(in)	(mm)	(in)	(mm)	(in)
TN29	3.80	0.150	6.70	0.264	8.60	0.339	5.80	0.228	15.20	0.598
TN30	4.10	0.161	7.00	0.276	9.80	0.386	5.90	0.232	17.60	0.693
TN31	5.00	0.197	9.90	0.39	12.20	0.480	7.80	0.307	22.00	0.866
TN33	6.00	0.236	11.20	0.441	14.00	0.551	7.90	0.311	24.00	0.945
TN35	7.50	0.295	13.00	0.511	16.40	0.645	9.15	0.360	26.50	1.042

Model	Colour	Approval		Wire Range & Rating	Packing
TN29C	Grey	 		300 Volt Temp 105°C (221°F) No. 22 – No. 14 AWG Max. 1 #14 w/1 #20 Min. 2 #22	Box of 100
TN29M	Grey				Bag of 1000
TN29J	Grey				Jar of 500
TN30C	Blue	 		300 Volt Temp 105°C (221°F) No. 22 – No. 14 AWG Max. 3 #16 Min. 2 #22	Box of 100
TN30M	Blue				Bag of 1000
TN30J	Blue				Jar of 350
TN31C	Orange	 		600 Volt Max.* Temp 105°C (221°F) No. 22 – No. 14 AWG Max. 4 #16 w/1 #20 Min. 1 #18 w/1 #20	Box of 100
TN31D	Orange				Bag of 500
TN31J	Orange				Jar of 500
TN33C	Yellow	 		600 Volt Max.* Temp 105°C (221°F) No. 22 – No. 10 AWG Max. 1 #10 w/2 #14 w/1 #16 Min. 3 #20	Box of 100
TN33D	Yellow				Bag of 500
TN33J	Yellow				Jar of 400
TN35L	Red	 		600 Volt Max.* Temp 105°C (221°F) No. 22 – No. 8 AWG Max. 3 #10 Min. 3 #18	Box of 50
TN35D	Red				Bag of 500
TN35J	Red				Jar of 250

* 1000 Volt Max. in lighting fixtures and signs

- UL 486C Listed and CSA Certified
- Plastic cap molded of tough thermoplastic UL 94V-2 flame-retardant material
- Five colour-coded to industry standards
- Socket tools are available for easy installation of wire connectors.



Copper Solid and Stranded Wire Only