


218 Series, 5x20 mm, Time-Lag Fuse



Description

The 218 series fuse is a 5x20mm time-lag glass body cartridge fuse designed to IEC specification.

Features

- Designed to International IEC Standards for use globally
- Meets the IEC 60127-2, Sheet 3 specification for Time-Lag fuses
- Available in cartridge and axial lead form
- RoHS compliant and lead-free

Applications

Used as supplementary protection in appliance or utilization equipment to provide individual protection for components or internal circuits.

Agency Approvals

Agency	Agency File Number	Ampere Range
	Cartridge: NBK090205-E10480A NBK120802-E10480C	1A – 5A 6.3A – 15A
	Leaded: NBK090205-E10480B NBK120802-E10480D	1A – 5A 6.3A – 15A
	2020970207000065	0.032A – 6.3A
	SU05001-3005 SU05001-2008 SU05001-2009	0.032A – 0.040A 0.050A – 0.800A 1A – 10A
	E10480	0.032A – 16A
	29862	0.032A - 10A; 15A
	1620064	0.032A – 6.3A
	40013496	0.032A – 10A
	40016604	15A*
	KM41462	0.080A – 6.3A
	N/A	0.032A – 16A

* - Approval for Cartridge versions only

Additional Information



Datasheet



Resources



Samples



Accessories

For recommended fuse accessories for this product series, see ["Recommended Accessories"](#) section.

Electrical Characteristics

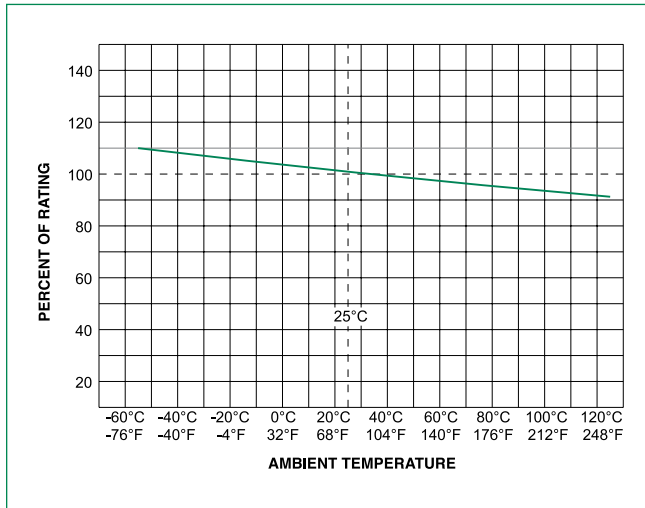
% of Ampere Rating	Ampere Rating	Opening Time
150%	0.032A - 0.100A	60 minutes, Minimum
	0.125A - 6.3A	60 minutes, Minimum
	8A - 16A	30 minutes, Minimum
210%	0.032A - 0.100A	120 sec., Maximum
	0.125A - 6.3A	120 sec., Maximum
	8A - 16A	120 sec., Maximum
275%	0.032A - 0.100A	200 ms., Min.; 10 sec. Max.
	0.125A - 6.3A	600 ms., Min.; 10 sec. Max.
	8A - 16A	600 ms., Min.; 10 sec. Max.
400%	0.032A - 0.100A	40 ms., Min.; 3 sec. Max.
	0.125A - 6.3A	150 ms., Min.; 3 sec. Max.
	8A - 16A	150 ms., Min.; 3 sec. Max.
1000%	0.032A - 0.100A	10 ms., Min.; 300 ms. Max.
	0.125A - 6.3A	20 ms., Min.; 300 ms. Max.
	8A - 16A	20 ms., Min.; 300 ms. Max.

Electrical Characteristics

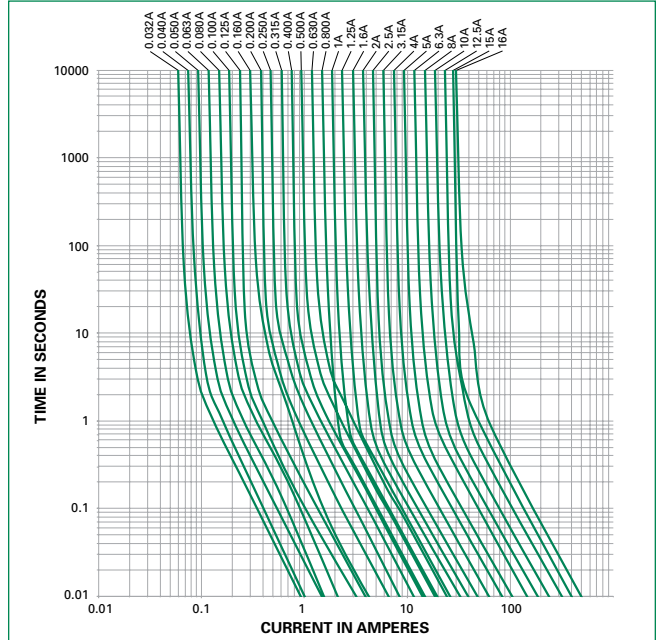
Amp Code	Amp Rating (A)	Voltage Rating (V)	Interrupting Rating	Nominal Cold Resistance (Ohms)	Nominal Melting I ² t (A ² sec)	Maximum Voltage Drop at Rated Current (mV)	Maximum Power Dissipation At 1.5I _n (W)	Agency Approvals									
								UL	IEC	CCC	PS E	RU	SF	S	CE	DVE	
.032	0.032	250	35 A @ 250 VAC	48.258	0.011	5000	1.6	-	x	x	-	x	x	x	x	x	x
.040	0.04	250		31.862	0.011	4000	1.6	-	x	x	-	x	x	x	x	x	x
.050	0.05	250		21.292	0.027	3500	1.6	-	x	x	-	x	x	x	x	x	x
.063	0.063	250		14.268	0.046	3000	1.6	-	x	x	-	x	x	x	x	x	x
.080	0.08	250		9.07	0.075	2500	1.6	x	x	x	-	x	x	x	x	x	x
.100	0.1	250		6.018	0.079	2000	1.6	x	x	x	-	x	x	x	x	x	x
.125	0.125	250		4.2	0.1465	1900	1.6	x	x	x	-	x	x	x	x	x	x
.160	0.16	250		3.7	0.144	1500	1.6	x	x	x	-	x	x	x	x	x	x
.200	0.2	250		1.6	0.341	1300	1.6	x	x	x	-	x	x	x	x	x	x
.250	0.25	250		1.0495	0.5405	1100	1.6	x	x	x	-	x	x	x	x	x	x
.315	0.315	250		0.8475	1.11	1000	1.6	x	x	x	-	x	x	x	x	x	x
.400	0.4	250		0.535	1.325	900	1.6	x	x	x	-	x	x	x	x	x	x
.500	0.5	250		0.37	2.825	300	1.6	x	x	x	-	x	x	x	x	x	x
.630	0.63	250		0.275	4.675	250	1.6	x	x	x	-	x	x	x	x	x	x
.800	0.8	250		0.0813	3.37	150	1.6	x	x	x	-	x	x	x	x	x	x
001.	1	250		0.0613	6.73	150	1.6	x	x	x	x	x	x	x	x	x	x
1.25	1.25	250		0.0446	12.65	150	1.6	x	x	x	x	x	x	x	x	x	x
01.6	1.6	250		0.0336	23.35	150	1.6	x	x	x	x	x	x	x	x	x	x
002.	2	250		0.0293	14.45	150	1.6	x	x	x	x	x	x	x	x	x	x
02.5	2.5	250		0.0219	23.25	120	1.6	x	x	x	x	x	x	x	x	x	x
3.15	3.15	250	0.0173	38.15	100	1.6	x	x	x	x	x	x	x	x	x	x	
004.	4	250	40 A @ 250 VAC	0.0129	69.1	100	1.6	x	x	x	x	x	x	x	x	x	
005.	5	250	50 A @ 250 VAC	0.0104	111.0	100	1.6	x	x	x	x	x	x	x	x	x	
06.3	6.3	250	63 A @ 250 VAC	0.0076	198.5	100	1.6	x	x	x	x	x	x	x	x	x	
008.	8	250	80 A @ 250 VAC	0.0059	341.5	100	4	-	x	-	x	x	x	-	x	x	
010.	10	250	100 A @ 250 VAC	0.0045	568.0	100	4	-	x	-	x	x	x	-	x	x	
12.5	12.5	250	63 A @ 250 VAC	0.0034	889.0	100	4	-	-	-	x	x	-	-	x	-	
015.	15	250	100 A @ 250 VAC	0.0028	1405.00	100	4	-	-	-	x	x	x	-	x	x*	
016.	16	250	63 A @ 250 VAC	0.0021	1955.00	100	4	-	-	-	-	x	-	-	x	-	

* - Approval for cartridge versions only

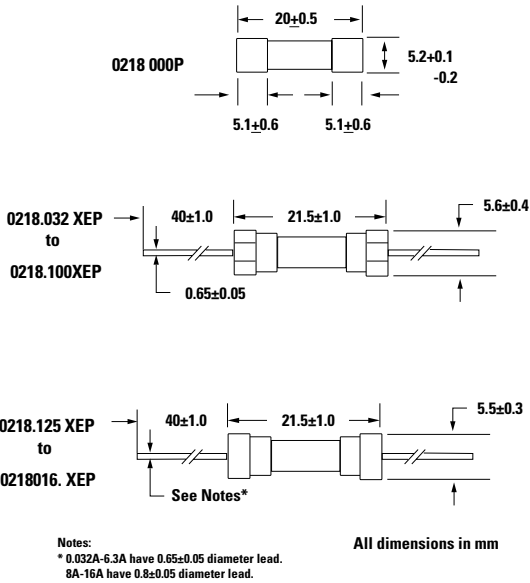
Temperature Re-rating Curve



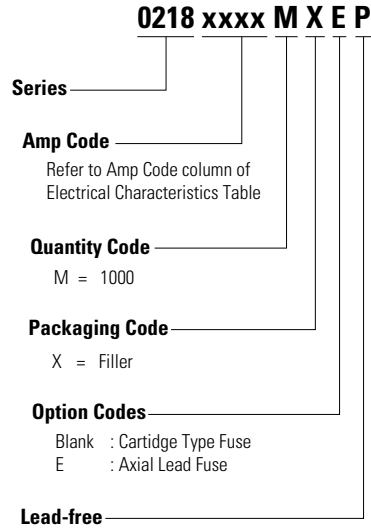
Average Time Current Curves



Dimensions



Part Numbering System



Packaging

Packaging Option	Packaging Specification	Quantity	Quantity & Packaging Code	Taping Width
218 Series				
Bulk	N/A	1000	MX	N/A
Bulk	N/A	1000	MXE	N/A
Reel and Tape	EIA 296-E	1000	MRET1	T1=53mm (2.087")
Bulk	N/A	1000	MXG	N/A
Bulk	N/A	1000	MXB	N/A
Bulk	N/A	100	HX	N/A

Recommended Accessories

Accessory Type	Series	Description	Max Application Voltage	Max Application Amperage
Holder	345_ISF	Panel Mount Shock-Safe Fuseholder	250	20
	345	Shock-Safe Fuseholder with PC Mount, Solder Mount and Panel Mount options		20
	830	PC Mount Shock-Safe Miniature Fuseholder		16
Block	520	Metric OMNI-BLOK® Fuse Block		10
	646	PC Mount Miniature Fuse Block		6.3
	658	Surface Mount Miniature Fuse Block		10
Clip	520_W	PC Mount Miniature Fuse Clip		6.3
	111	PC Board Mount Fuse Clip		10
	445	PC Board Mount Fuse Clip		10

- Notes:**
- Do not use in applications above rating.
 - Please refer to fuseholder data sheet for specific re-rating information.
 - Please contact factory for applications greater than the max voltage and amperage shown.