



Figure similar

!!! product phase-out !!! The preferred successor type is 3UG5511-1AR20 phase sequence monitoring 3x420-690 V 1 CO analog monitoring relay phase sequence monitoring 3 x 420...690 V 50...60 Hz AC 1 changeover contact screw terminal









| | |
|---|--|
| product brand name | SIRIUS |
| product designation | Line monitoring relay |
| design of the product | 1 function |
| product type designation | 3UG4 |
| General technical data | |
| product function | Phase monitoring relay |
| display version LED | Yes |
| insulation voltage for overvoltage category III according to IEC 60664 | |
| • with degree of pollution 3 rated value | 690 V |
| degree of pollution | 3 |
| type of voltage | |
| • for monitoring | AC |
| • of the control supply voltage | AC |
| surge voltage resistance rated value | 6 kV |
| protection class IP | IP20 |
| shock resistance according to IEC 60068-2-27 | sinusoidal half-wave 15g / 11 ms |
| vibration resistance according to IEC 60068-2-6 | 1 ... 6 Hz: 15 mm, 6 ... 500 Hz: 2g |
| mechanical service life (operating cycles) typical | 10 000 000 |
| electrical endurance (operating cycles) at AC-15 at 230 V typical | 100 000 |
| thermal current of the switching element with contacts maximum | 5 A |
| reference code according to IEC 81346-2 | K |
| Substance Prohibittance (Date) | 05/01/2012 |
| SVHC substance name | Blei - 7439-92-1 Bleimonoxid (Bleioxid) - 1317-36-8 2,2',6,6'-Tetrabrom-4,4'-isopropylidendi - 79-94-7 |
| Product Function | |
| product function | |
| • undervoltage detection | No |
| • overvoltage detection | No |
| • phase sequence recognition | Yes |
| • phase failure detection | No |
| • asymmetry detection | No |
| • overvoltage detection 3 phase | No |
| • undervoltage detection 3 phases | No |
| • voltage window recognition 3 phase | No |
| • adjustable open/closed-circuit current principle | No |
| • auto-RESET | Yes |
| Control circuit/ Control | |

| | |
|---|--|
| control supply voltage at AC | |
| <ul style="list-style-type: none"> at 50 Hz rated value at 60 Hz rated value | 420 ... 690 V 420 ... 690 V |
| operating range factor control supply voltage rated value at AC at 50 Hz | |
| <ul style="list-style-type: none"> initial value full-scale value | 1 1 |
| operating range factor control supply voltage rated value at AC at 60 Hz | |
| <ul style="list-style-type: none"> initial value full-scale value | 1 1 |
| Measuring circuit | |
| measurable voltage at AC | 420 ... 690 V |
| Auxiliary circuit | |
| number of NC contacts delayed switching | 0 |
| number of NO contacts delayed switching | 0 |
| number of CO contacts | |
| <ul style="list-style-type: none"> for auxiliary contacts delayed switching | 1 1 |
| operating frequency with 3RT2 contactor maximum | 5 000 1/h |
| Main circuit | |
| number of poles for main current circuit | 3 |
| ampacity of the output relay at AC-15 | |
| <ul style="list-style-type: none"> at 250 V at 50/60 Hz at 400 V at 50/60 Hz | 3 A 3 A |
| ampacity of the output relay at DC-13 | |
| <ul style="list-style-type: none"> at 24 V at 125 V at 250 V | 1 A 0.2 A 0.1 A |
| operational current at 17 V minimum | 5 mA |
| continuous current of the DIAZED fuse link of the output relay | 4 A |
| Electromagnetic compatibility | |
| conducted interference | |
| <ul style="list-style-type: none"> due to burst according to IEC 61000-4-4 due to conductor-earth surge according to IEC 61000-4-5 due to conductor-conductor surge according to IEC 61000-4-5 | 2 kV 2 kV 1 kV |
| field-based interference according to IEC 61000-4-3 | 10 V/m |
| electrostatic discharge according to IEC 61000-4-2 | 6 kV contact discharge / 8 kV air discharge |
| Galvanic isolation | |
| galvanic isolation | |
| <ul style="list-style-type: none"> between input and output between the outputs between the voltage supply and other circuits | Yes Yes Yes |
| Connections/ Terminals | |
| product component removable terminal for auxiliary and control circuit | Yes |
| type of electrical connection | screw-type terminals |
| type of connectable conductor cross-sections | |
| <ul style="list-style-type: none"> solid finely stranded with core end processing for AWG cables solid for AWG cables stranded | 1x (0.5 ... 4.0 mm ²), 2x (0.5 ... 2.5 mm ²) 1x (0.5 ... 2.5 mm ²), 2x (0.5 ... 1.5 mm ²) 2x (20 ... 14) 2x (20 ... 14) |
| connectable conductor cross-section | |
| <ul style="list-style-type: none"> solid finely stranded with core end processing | 0.5 ... 4 mm ² 0.5 ... 2.5 mm ² |
| AWG number as coded connectable conductor cross section | |
| <ul style="list-style-type: none"> solid stranded | 20 ... 14 20 ... 14 |
| tightening torque with screw-type terminals | 0.8 ... 1.2 N·m |

| Installation/ mounting/ dimensions | |
|---|------------------|
| mounting position | any |
| fastening method | snap-on mounting |
| height | 83 mm |
| width | 22.5 mm |
| depth | 91 mm |
| required spacing | |
| <ul style="list-style-type: none"> • with side-by-side mounting <ul style="list-style-type: none"> — forwards 0 mm — backwards 0 mm — upwards 0 mm — downwards 0 mm — at the side 0 mm • for grounded parts <ul style="list-style-type: none"> — forwards 0 mm — backwards 0 mm — upwards 0 mm — at the side 0 mm — downwards 0 mm • for live parts <ul style="list-style-type: none"> — forwards 0 mm — backwards 0 mm — upwards 0 mm — downwards 0 mm — at the side 0 mm | |

| Ambient conditions | |
|---|---------|
| installation altitude at height above sea level maximum | 2 000 m |
| ambient temperature | |
| <ul style="list-style-type: none"> • during operation -25 ... +60 °C • during storage -40 ... +85 °C • during transport -40 ... +85 °C | |

Certificates/ approvals

| General Product Approval | EMC | Declaration of Con- formity | |
|--|--|---|---|
|  CCC Confirmation |  UL |  EAC | |
| |  RCM |  UK CA | |
| Declaration of Con- formity | Test Certificates | Marine / Shipping | other |
|  EG-Konf. | Special Test Certificate | Type Test Certificates/Test Report | Confirmation |
| | |  LRS |  DNV-GL |

Railway

[Vibration and Shock](#)

Further information

Siemens has decided to exit the Russian market (see here).
<https://press.siemens.com/global/en/pressrelease/siemens-wind-down-russian-business>

Siemens is working on the renewal of the current EAC certificates.

Please contact your local Siemens office on the status of validity of the EAC certification if you intend to import or offer to supply these products to an EAC relevant market (other than the sanctioned EAEU member states Russia or Belarus).

Information on the packaging

<https://support.industry.siemens.com/cs/ww/en/view/109813875>

Information- and Downloadcenter (Catalogs, Brochures,...)

<https://www.siemens.com/ic10>

Industry Mall (Online ordering system)

<https://mall.industry.siemens.com/mall/en/en/Catalog/product?mlfb=3UG4511-1AQ20>

Cax online generator

<http://support.automation.siemens.com/WW/CAXorder/default.aspx?lang=en&mlfb=3UG4511-1AQ20>

Service&Support (Manuals, Certificates, Characteristics, FAQs,...)

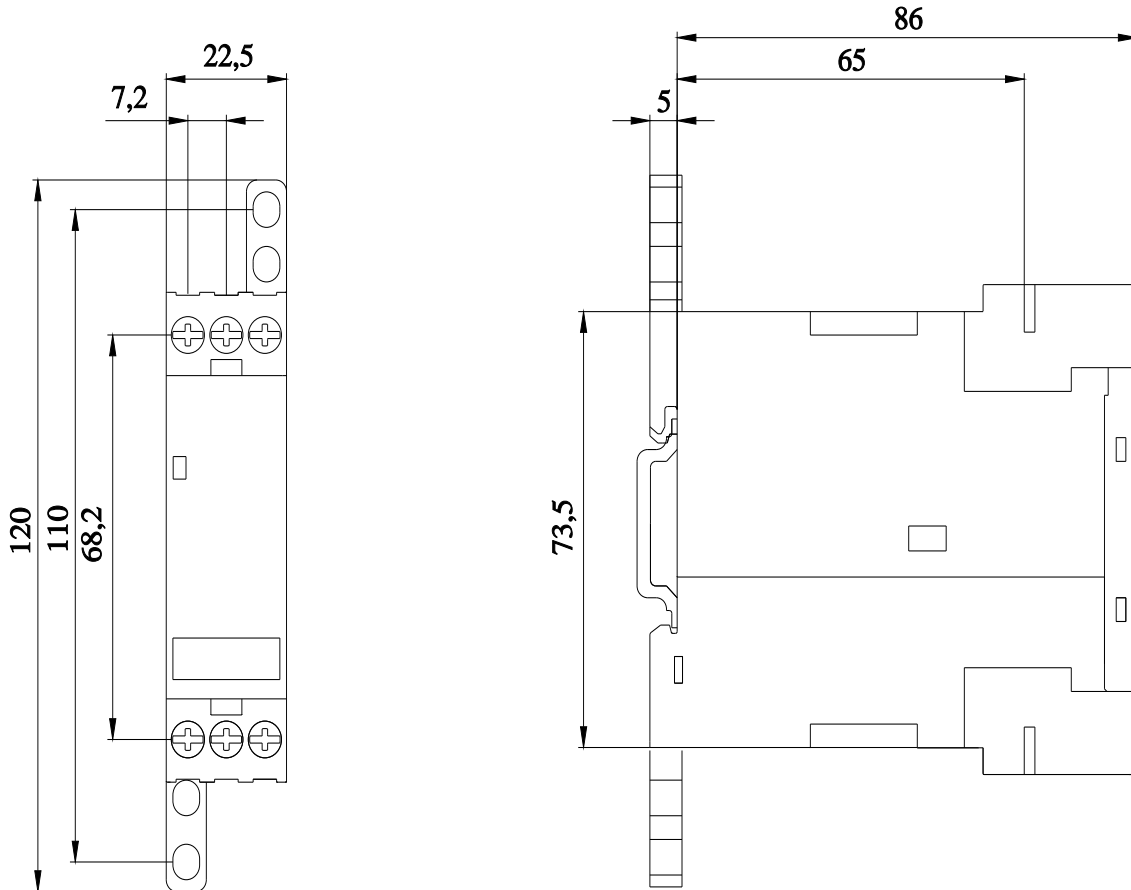
<https://support.industry.siemens.com/cs/ww/en/ps/3UG4511-1AQ20>

Image database (product images, 2D dimension drawings, 3D models, device circuit diagrams, EPLAN macros, ...)

http://www.automation.siemens.com/bilddb/cax_de.aspx?mlfb=3UG4511-1AQ20&lang=en

Characteristic: Derating

<https://support.industry.siemens.com/cs/ww/en/ps/3UG4511-1AQ20/manual>



last modified:

8/22/2023 