




PART No. HW362410GYHK

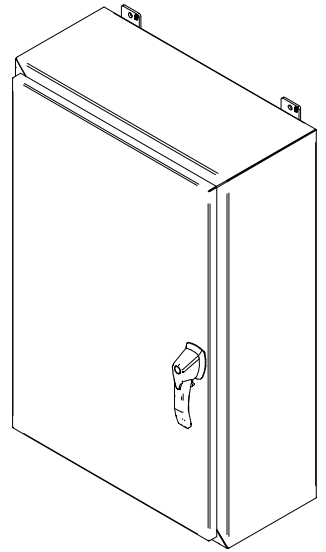
for more information visit  
[www.hammondmfg.com](http://www.hammondmfg.com)

Data subject to change without notice

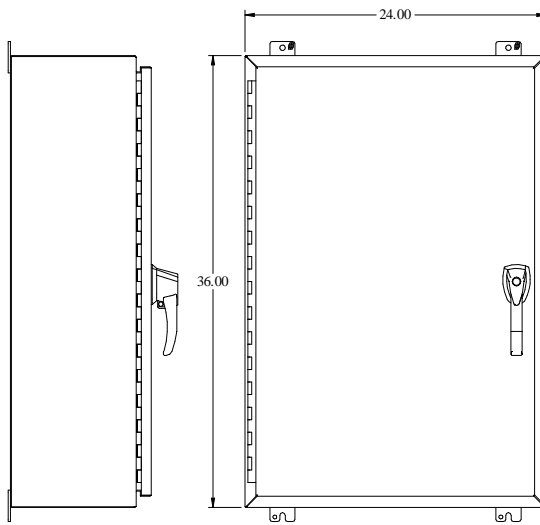
Isometric drawing Not to Scale



TOP VIEW

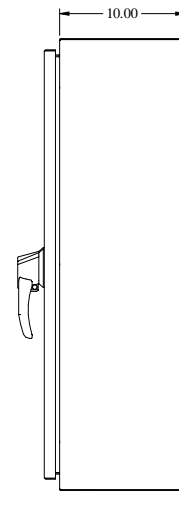


ISOMETRIC VIEW




SIDE VIEW


FRONT VIEW



SIDE VIEW



REAR VIEW



BOTTOM VIEW