
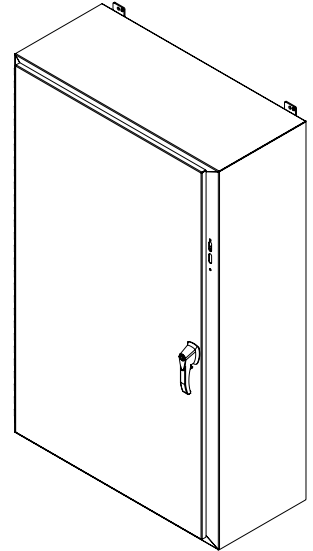




PART No. 1447SL16HK
 for more information visit
www.hammondmfg.com
Data subject to change without notice
 *M
 Isometric drawing Not to Scale



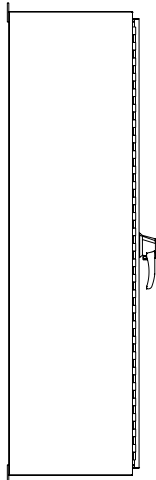
TOP VIEW



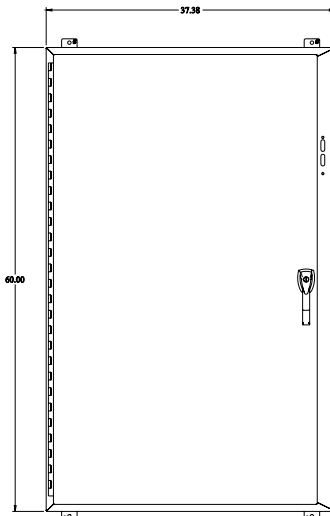
ISOMETRIC VIEW



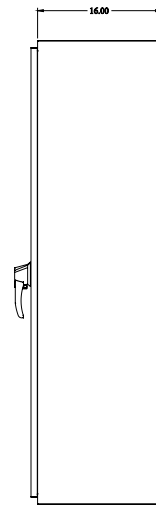
INNER PANEL VIEW




LEFT SIDE VIEW




FRONT VIEW



RIGHT SIDE VIEW



REAR VIEW



BOTTOM VIEW