

## Model Number Structure

### Model Number Legend

#### Switches (Standard type)

D4JL-□□□□-□□-□□  
 1 2 3 4 5 6 7

**1. Conduit Outlet**

2: G1/2

4: M20

**2. Built-in Switch**

N: 2NC/1NO + 2NC/1NO (slow-action contacts)

P: 2NC/1NO + 3NC (slow-action contacts)

Q: 3NC + 2NC/1NO (slow-action contacts)

R: 3NC + 3NC (slow-action contacts)

**3. Head Material**

F: Plastic

**4. Door Lock and Release**

A: Mechanical lock/24 VDC solenoid release

G: 24 VDC Solenoid lock/Mechanical release

**5. Indicator**

C: 24 VDC (green LED indicator)

D: 24 VDC (orange LED indicator)

**6. Release Key Type**

5: Special release key \*1

6: Special release key + rear release button \*1

7: Trapped key

**7. Trapped Key Type**

01 to 30: 30 types \*2

**Note:** A 24 VDC solenoid lock cannot be combined with a trapped key.

A 24 VDC solenoid lock cannot be combined with a special release key and rear release button.

\*1. Release tool is included.

\*2. Thirty types of trapped keys can be manufactured. Specify the trapped key type in numerical order starting from 01 when ordering.

#### Switches (Connector type)

D4JL-2RFA-D5N-X  
 1 2 3 4 5 6 7 8

**1. Conduit Outlet**

2: G1/2

**2. Built-in Switch**

R: 3NC + 3NC (slow-action contacts)

**3. Head Material**

F: Plastic

**4. Door Lock and Release**

A: Mechanical lock/24 VDC solenoid release

**5. Indicator**

C: 24 VDC (green LED indicator)

D: 24 VDC (orange LED indicator)

**6. Release Key Type**

5: Standard release key

**7. Connection Method**

N: Connector type

**8. Cover Mounting Screws**

T: Standard screws

X: Special screws

**Note:** For more information about connector types, contact your OMRON sales representative.

#### Switches (Trapped key + Rear release buttons type)

D4JL-□□□□-□□-□□-**SJ**  
 1 2 3 4 5 6 7

**1. Conduit Outlet**

2: G1/2

4: M20

**2. Built-in Switch**

N: 2NC/1NO + 2NC/1NO (slow-action contacts)

P: 2NC/1NO + 3NC (slow-action contacts)

Q: 3NC + 2NC/1NO (slow-action contacts)

R: 3NC + 3NC (slow-action contacts)

**3. Head Material**

F: Plastic

**4. Door Lock and Release**

A: Mechanical lock/24 VDC solenoid release

**5. Indicator**

C: 24 VDC (green LED indicator)

D: 24 VDC (orange LED indicator)

**6. Release Key Type**

8: Trapped key + Rear release buttons

**7. Trapped Key Type**

01: 1 type

#### Operation Keys

D4JL-K□  
 1

**1. Operation Key Type**

1: Horizontal mounting

2: Vertical mounting

3: Adjustable mounting (horizontal)

## Ordering Information

### Switches (Operation Keys are sold separately.)

Consult with your OMRON representative when ordering any models that are not listed in this table.

#### Standard Models

Release key type	Indicator	Lock and release types	Contact configuration (door open/closed detection switch and lock monitor switch contacts)	Conduit outlet	Model
Special release key	Green	Mechanical lock Solenoid release	2NC/1NO+2NC/1NO	G1/2	D4JL-2NFA-C5
				M20	D4JL-4NFA-C5
			2NC/1NO+3NC	G1/2	D4JL-2PFA-C5
				M20	D4JL-4PFA-C5
			3NC+2NC/1NO	G1/2	D4JL-2QFA-C5
			M20	D4JL-4QFA-C5	
		3NC+3NC	G1/2	D4JL-2RFA-C5	
			M20	D4JL-4RFA-C5	
		Solenoid lock Mechanical release	2NC/1NO+2NC/1NO	G1/2	D4JL-2NFG-C5
				M20	D4JL-4NFG-C5
	2NC/1NO+3NC		G1/2	D4JL-2PFG-C5	
			M20	D4JL-4PFG-C5	
	3NC+2NC/1NO		G1/2	D4JL-2QFG-C5	
		M20	D4JL-4QFG-C5		
	3NC+3NC	G1/2	D4JL-2RFG-C5		
		M20	D4JL-4RFG-C5		
	Orange	Mechanical lock Solenoid release	2NC/1NO+2NC/1NO	G1/2	D4JL-2NFA-D5
				M20	D4JL-4NFA-D5
			2NC/1NO+3NC	G1/2	D4JL-2PFA-D5
				M20	D4JL-4PFA-D5
3NC+2NC/1NO			G1/2	D4JL-2QFA-D5	
		M20	D4JL-4QFA-D5		
3NC+3NC		G1/2	D4JL-2RFA-D5		
		M20	D4JL-4RFA-D5		
Solenoid lock Mechanical release		2NC/1NO+2NC/1NO	G1/2	D4JL-2NFG-D5	
			M20	D4JL-4NFG-D5	
	2NC/1NO+3NC	G1/2	D4JL-2PFG-D5		
		M20	D4JL-4PFG-D5		
	3NC+2NC/1NO	G1/2	D4JL-2QFG-D5		
	M20	D4JL-4QFG-D5			
3NC+3NC	G1/2	D4JL-2RFG-D5			
	M20	D4JL-4RFG-D5			

#### Models with Rear Release Buttons

Release key type	Indicator	Lock and release types	Contact configuration (door open/closed detection switch and lock monitor switch contacts)	Conduit outlet	Model
Special release key	Green	Mechanical lock Solenoid release	2NC/1NO+2NC/1NO	G1/2	D4JL-2NFA-C6
				M20	D4JL-4NFA-C6
			2NC/1NO+3NC	G1/2	D4JL-2PFA-C6
				M20	D4JL-4PFA-C6
			3NC+2NC/1NO	G1/2	D4JL-2QFA-C6
				M20	D4JL-4QFA-C6
	Orange		3NC+3NC	G1/2	D4JL-2RFA-C6
				M20	D4JL-4RFA-C6
			2NC/1NO+2NC/1NO	G1/2	D4JL-2NFA-D6 *
				M20	D4JL-4NFA-D6 *
			2NC/1NO+3NC	G1/2	D4JL-2PFA-D6 *
				M20	D4JL-4PFA-D6 *
		3NC+2NC/1NO	G1/2	D4JL-2QFA-D6 *	
			M20	D4JL-4QFA-D6 *	
3NC+3NC	G1/2	D4JL-2RFA-D6 *			
	M20	D4JL-4RFA-D6 *			

\* Models with Korean S-mark certification.

**Models with Trapped Keys**

Release key type	Indicator	Lock and release types	Contact configuration (door open/closed detection switch and lock monitor switch contacts)	Conduit outlet	Model
Trapped key #1	Green	Mechanical lock Solenoid release	2NC/1NO+2NC/1NO	G1/2	D4JL-2NFA-C7-01
				M20	D4JL-4NFA-C7-01
			2NC/1NO+3NC	G1/2	D4JL-2PFA-C7-01
				M20	D4JL-4PFA-C7-01
			3NC+2NC/1NO	G1/2	D4JL-2QFA-C7-01
				M20	D4JL-4QFA-C7-01
			3NC+3NC	G1/2	D4JL-2RFA-C7-01
				M20	D4JL-4RFA-C7-01
	Orange		2NC/1NO+2NC/1NO	G1/2	D4JL-2NFA-D7-01 *2
				M20	D4JL-4NFA-D7-01 *2
			2NC/1NO+3NC	G1/2	D4JL-2PFA-D7-01 *2
				M20	D4JL-4PFA-D7-01 *2
			3NC+2NC/1NO	G1/2	D4JL-2QFA-D7-01 *2
				M20	D4JL-4QFA-D7-01 *2
3NC+3NC	G1/2	D4JL-2RFA-D7-01 *2			
	M20	D4JL-4RFA-D7-01 *2			



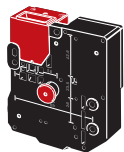

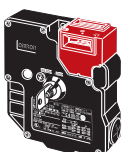
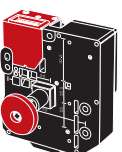
\*1. Thirty types of trapped keys can be manufactured. Specify the trapped key type in numerical order starting from 01 when ordering.

\*2. Models with Korean S-mark certification.

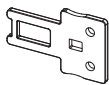

**Trapped Key + Rear Release Button type**


Release key type	Indicator	Lock and release types	Contact configuration (door open/closed detection switch and lock monitor switch contacts)	Conduit outlet	Model
Trapped key	Green	Mechanical lock Solenoid release	2NC/1NO+2NC/1NO	G1/2	D4JL-2NFA-C8-01-SJ *
				M20	D4JL-4NFA-C8-01-SJ *
			2NC/1NO+3NC	G1/2	D4JL-2PFA-C8-01-SJ *
				M20	D4JL-4PFA-C8-01-SJ *
			3NC+2NC/1NO	G1/2	D4JL-2QFA-C8-01-SJ *
				M20	D4JL-4QFA-C8-01-SJ *
			3NC+3NC	G1/2	D4JL-2RFA-C8-01-SJ *
				M20	D4JL-4RFA-C8-01-SJ *
	Orange		2NC/1NO+2NC/1NO	G1/2	D4JL-2NFA-D8-01-SJ *
				M20	D4JL-4NFA-D8-01-SJ *
			2NC/1NO+3NC	G1/2	D4JL-2PFA-D8-01-SJ *
				M20	D4JL-4PFA-D8-01-SJ *
			3NC+2NC/1NO	G1/2	D4JL-2QFA-D8-01-SJ *
				M20	D4JL-4QFA-D8-01-SJ *
3NC+3NC	G1/2	D4JL-2RFA-D8-01-SJ *			
	M20	D4JL-4RFA-D8-01-SJ *			

\* Models with Korean S-mark certification.

Release key position	Front	Front and rear release button	Front	Front and rear release button
Release key type	Special release key	Special release key	Trapped key	Trapped key
Switch appearance		<div style="display: flex; justify-content: space-around;"> <div style="text-align: center;"> <p>Front</p>  </div> <div style="text-align: center;"> <p>Rear</p>  </div> </div>		<div style="display: flex; justify-content: space-around;"> <div style="text-align: center;"> <p>Front</p>  </div> <div style="text-align: center;"> <p>Rear</p>  </div> </div>

**Operation Keys**

Type	Model
Horizontal mounting 	D4JL-K1
Vertical mounting 	D4JL-K2

Type	Model
Adjustable mounting (horizontal) 	D4JL-K3