

Project: \_\_\_\_\_

Type: \_\_\_\_\_

Drawn by: \_\_\_\_\_ Catalogue #: \_\_\_\_\_

Date: \_\_\_\_\_

## Individual Spec Sheet

# L2STR

## LED STRIP

3 CCT and 3 Power Selectable

### ORDERING INFORMATION

**Order code:** 69392  
**Model number:** L2STR-48LP45-Q/3C  
**UPC:** 069549027008  
**Case quantity:** 6  
**DLC unique ID:** S-KQLIU1 (DLC Premium) / S-ICD3NR (DLC Standard)

### PHYSICAL DATA

**Length in. (cm):** 47 3/8 (120.34)  
**Lens material:** Frosted PMMA  
**Housing material:** 24 gauge white powder painted steel  
**Mounting:** Surface, suspended or row mounted (V-Hooks and junction box cover included)

### PERFORMANCE DATA

**Watts (W):** 34/38/45  
**Volts (V AC):** 120-347  
**Color temperature (K)<sup>1</sup>:** 3 500/4 000/5 000  
**Lumen output (lm)<sup>2</sup>:** 5 270/5 776/6 660  
**Efficacy (lm/W):** 138  
**CRI:** 80+  
**Life L70 (h)<sup>3</sup>:** 156 000  
**Tested LM-80 (h)<sup>3</sup>:** 10 000  
**Dimming:** 0-10 V with 12 V auxiliary output  
**Power factor:** 0.90  
**THD (%):** 10  
**Frequency (Hz):** 50/60  
**Surge protection (kV):** 2.5  
**Input current (A):** 0.28-0.10/0.32-0.11/0.38-0.13  
**Operating temp. range:** -20 °C to 50 °C (-4 °F to 122 °F)

<sup>1</sup> Typical color temperature range: +/- 5 %.

<sup>2</sup> Lumen values are based on 4 000 K default programming. Please refer to the LUMEN SPECIFICATION TABLE for more details on other color temperatures.

<sup>3</sup> Life hours are derived from IESNA LM80-08 testing report and projected per IESNA TM-21-11 extrapolations.

### LUMEN SPECIFICATION TABLE

Watts (W)	3 500 K		4 000 K		5 000 K	
	Lumen output (lm)	Efficacy (lm/W)	Lumen output (lm)	Efficacy (lm/W)	Lumen output (lm)	Efficacy (lm/W)
34	4 930	145	5 270	155	4 998	147
38	5 396	142	5 776	152	5 472	144
45	6 210	138	6 660	148	6 300	140

#### DEFAULT PROGRAMMING

45 W / 4 000 K



Not all products are qualified on the DLC QPL. To view our DLC qualified products, please consult the DLC Qualified Products List at [www.designlights.org/search](http://www.designlights.org/search).

**ACCESSORIES (order separately)**

Order code	Type
68676	Suspension kit - 2 chains (1 m)
69082	10' Aviation cable kit with canopy, power cord & dimming wires
69405	Continuous row mounting connector
69398	Transparent end caps (set of 2)
69413	Wire guard kit 48"
69396	Replacement lens 48"

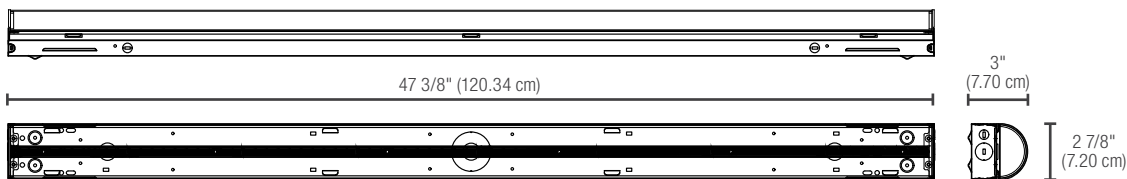
**COMPATIBLE DIMMERS<sup>1</sup>**

Brand	Model
Leviton	IllumaTech IP710-LFZ DS710
Lutron	Maestro MS-Z101 Nova T NTSTV DIVA DVSTV
Legrand	RH4FBL3PW
Philips	Sunrise SR1200ZTUNV

**Dimming range:** 0%-100%

<sup>1</sup> This table shows dimmers that have been tested and have demonstrated proper operation under normal conditions. Each installation being unique, various factors such as load, common neutrals or other electrical products on the circuit can, in certain instances, cause variance in system performance. Read and comply to the dimmer installation instructions. Consult dimming system manufacturer for additional support in operation. Some dimmers may require more than one product for stable operation. Stanpro recommends to use dimmers designed to work with LED products. Older dimmers designed for incandescent products may cause erratic operation.

**DIMENSIONS AND WEIGHT**



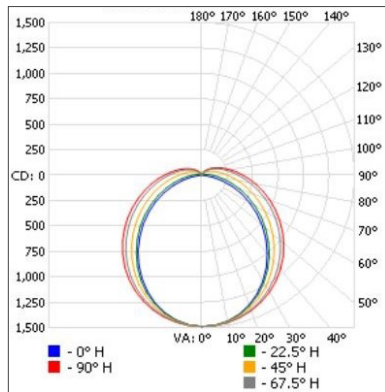
Net weight (lbs)	4.4
------------------	-----

Data is based upon tests performed in a controlled environment. Actual performance can vary depending on operating conditions. All products are subject to change or may be discontinued any time without notice. Please contact your Stanpro customer service representative to confirm inventory levels at time of order.

**PHOTOMETRIC DATA<sup>1</sup>**

69392 • L2STR-48LP45-Q/3C • 34 W • 4 000 K • 5 266.3 lm

**Polar candela distribution**



**Zonal lumen summary**

Zone	Lumens	% Fixture
0-30	1 151.4	21.9%
0-40	1 885.2	35.8%
0-60	3 371.2	64%
60-90	1 365.7	25.9%
70-100	966.6	18.4%
90-120	422.1	8%
0-90	4 736.9	89.9%
90-180	529.4	10.1%
0-180	5 266.3	100%

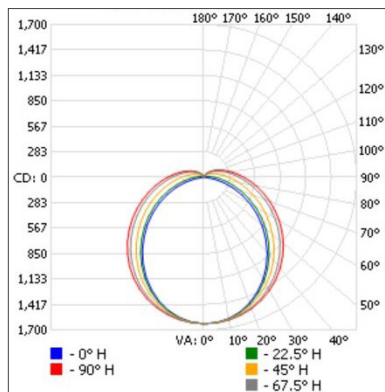
**Illuminance at a distance**

Center beam fc	Beam width
1.7'	4.2' 7.9'
3.3'	8.1' 15.3'
5.0'	12.3' 23.2'
6.7'	16.5' 31.1'
8.3'	20.4' 38.5'
10.0'	24.6' 46.4'

■ Vert. spread: 101.8°  
■ Horiz. spread: 133.4°

69392 • L2STR-48LP45-Q/3C • 38 W • 4 000 K • 5 771.3 lm

**Polar candela distribution**



**Zonal lumen summary**

Zone	Lumens	% Fixture
0-30	1 261.5	21.9%
0-40	2 065.6	35.8%
0-60	3 694.1	64%
60-90	1 496.3	25.9%
70-100	1 058.9	18.3%
90-120	462.7	8%
0-90	5 190.4	89.9%
90-180	580.9	10.1%
0-180	5 771.3	100%

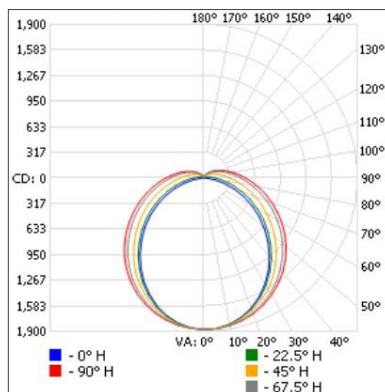
**Illuminance at a distance**

Center beam fc	Beam width
1.7'	4.2' 7.9'
3.3'	8.1' 15.3'
5.0'	12.3' 23.2'
6.7'	16.5' 31.2'
8.3'	20.4' 38.6'
10.0'	24.6' 46.5'

■ Vert. spread: 101.8°  
■ Horiz. spread: 133.4°

69392 • L2STR-48LP45-Q/3C • 45 W • 4 000 K • 6 655.0 lm

**Polar candela distribution**



**Zonal lumen summary**

Zone	Lumens	% Fixture
0-30	1 452.3	21.8%
0-40	2 378.0	35.7%
0-60	4 253.5	63.9%
60-90	1 725.2	25.9%
70-100	1 221.8	18.4%
90-120	536.0	8.1%
0-90	5 978.7	89.8%
90-180	676.3	10.2%
0-180	6 655.0	100%

**Illuminance at a distance**

Center beam fc	Beam width
1.7'	4.2' 7.9'
3.3'	8.1' 15.4'
5.0'	12.3' 23.3'
6.7'	16.5' 31.2'
8.3'	20.5' 38.6'
10.0'	24.7' 46.6'

■ Vert. spread: 101.9°  
■ Horiz. spread: 133.5°

<sup>1</sup> Complete IES files available on our website.

Data is based upon tests performed in a controlled environment. Actual performance can vary depending on operating conditions. All products are subject to change or may be discontinued any time without notice. Please contact your Stanpro customer service representative to confirm inventory levels at time of order.