



Project	
Date	
Prepared by	
Model #	CS3-4204-3

CS3-SERIES COMMERCIAL STRIP

OVERVIEW

The CS3-Series LED Commercial Strip fixture is designed with a polycarbonate diffuser that provides impact resistance and even, low glare light. Combine this with powerful, high output LED chips, these fixtures meet today's stringent efficacy standards and bring your projects maximum energy savings.



PRODUCT HIGHLIGHTS

- Available in 2', 4' and 8' lengths
- 0-10V dimming
- ≥80 CRI
- Polycarbonate Diffuser
- Damp Location Rated
- 50,000 hour lifespan
- Ready for ceiling or wall mounting




OPTICAL SPECIFICATIONS

Lumen Output (lm) ₁	2883.5 lm	Beam Angle (°) ₁	120°
CCT (K) ₁	4000K	Projected Lifetime (L ₇₀)	50,000 hours
CRI (Ra) ₁	83	Chromaticity Shift	±200K
Efficacy (lm/W) ₁	133.7 lm/W		

ELECTRICAL SPECIFICATIONS

Power	20W	Current Draw at 120V _{AC} (A) ₂	0.18A
Apparent Power (VA)	21VA	Current Draw at 208V _{AC} (A) ₂	0.1A
System Wattage (W)	21.57W	Current Draw at 240V _{AC} (A) ₂	0.09A
Input Voltage	100-347 VAC	Current Draw at 277V _{AC} (A) ₂	0.08A
Replacement For	2 lamp 32W T8	Current Draw at 347V _{AC} (A) ₂	0.065A

PRODUCT DIMENSIONS



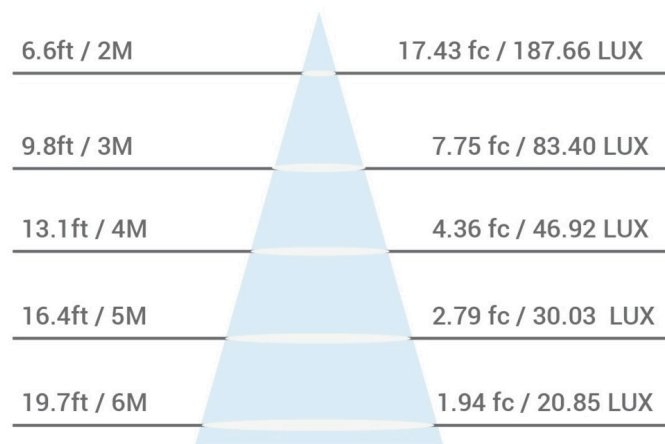
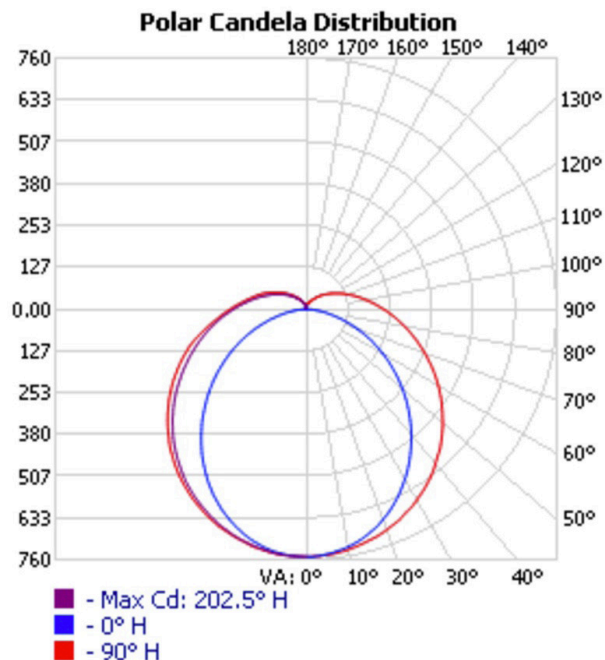
CONSTRUCTION		LED AND DRIVER SPECIFICATIONS	
Housing Material	Iron	LED Type	SMD2835
Housing Color	White	Dimmable	Yes, 0-10V
Lens Material	Polycarbonate (PC)	Output Voltage (VDC)	30-48 VDC
Dimensions (inch/mm)	48" (L) x 3.25" (W) x 3.8" (H) 1220mm (L) x 83mm (W) x 97mm (H)	Power Factor	0.891
Weight (kg/lbs)	2.7 kg/5.95 lb	THD	14.91%
Installation Method	Wall Mount, Ceiling Mount V-Hooks Included Back Box Plate Included	Surge Protection	2kV
Operation Range (°F/°C)	-30°C to 50°C / -22°F to 122°F	Inrush Current (A)	30A
Warranty	10 years	Driver Class	Class 2

APPROVALS AND LISTINGS

DLC Premium	PSU2MGWN	UTL/ETL	cETLus
-------------	----------	---------	--------

CANDELA

ILLUMINANCE AT A DISTANCE



OPTIONAL ACCESSORIES



CS3-4WG

Wire Guard for 4 Foot Commercial Strips

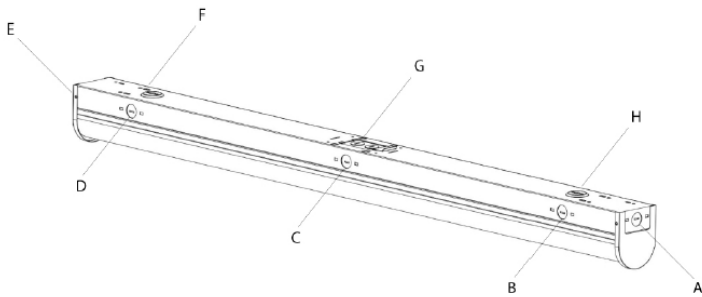
1. Due to the special conditions of manufacturing, the typical data of optical specifications can only reflect statistical figures and do not necessarily correspond to the actual parameters of each single product which could differ from the typical data.
 2. Exceeding maximum ratings for input voltage and current will cause hazardous overload and will likely destroy the LED fixture.
 3. Refer to Warranty Terms & Conditions available at premiseled.com/warranty

PRODUCT KEY

CS3	-				-	3	-		Adders
Product Series			Wattage			Voltage			
			<input type="checkbox"/> 20 <input type="checkbox"/> 35 <input type="checkbox"/> 64 <input type="checkbox"/> 90	CCT		<input type="checkbox"/> 3 - 100-347V			Example: CS3-2204-3-W18640N03M1 <u>FACTORY INSTALLED ADDERS</u> <u>Cord Adders</u> <input type="checkbox"/> W186xx* 18/3 White Cord, specify length *xx denotes cord length in feet. Please indicate the cord length based on number of feet required.
		Length		<input type="checkbox"/> 4 - 4000K <input type="checkbox"/> 5 - 5000K					
		<input type="checkbox"/> 2 - 24" <input type="checkbox"/> 4 - 48" <input type="checkbox"/> 8 - 96"							

Cord and Sensor Installation Position

When ordering, please specify the knockout positions for cords and sensors.



Cord End Adders

- N01 5-15P 125V 15A Straight Plug
- N02 6-15P 250V 15A Straight Plug
- N04 L5-15P 125V 15A Locking Plug
- N05 L6-15P 250V 15A Locking Plug
- N06 L7-15P 277V 15A Locking Plug
- N07 5-20P 125V 20A Straight Plug
- N08 6-20P 250V 20A Straight Plug
- N09 7-20P 277V 20A Straight Plug
- N10 L5-20P 125V 20A Locking Plug
- N11 L6-20P 250V 20A Locking Plug
- N12 L7-20P 277V 20A Locking Plug
- N13 L24-20P 347V 20A Locking Plug

Motion Sensor Adders

- M1 PIR Motion Sensor
- M4 120-277V Microwave Sensor
- M5 347-480V Microwave Sensor

Emergency Battery Adders

- EB1 8W Emergency Battery Backup

1. Due to the special conditions of manufacturing, the typical data of optical specifications can only reflect statistical figures and do not necessarily correspond to the actual parameters of each single product which could differ from the typical data.
 2. Exceeding maximum ratings for input voltage and current will cause hazardous overload and will likely destroy the LED fixture.
 3. Refer to Warranty Terms & Conditions available at premiseled.com/warranty