

### PRODUCT DESCRIPTION

Etlin-Daniels introduces our latest LED Recessed Ultrathin Downlights - the 121L5C9D series. This new generation is available with a 5CCT switch - providing for a choice between 2700K, 3000K, 3500K, 4000K & 5000K. This feature will reduce inventory stress and facilitate any potential color temperature decisions when doing the installations.

The new DLSWR4-121L5C9D-WH-FF 4" fixture offers a modern and sleek looking energy efficient option for both new construction and retrofit / remodelling projects. It installs easily where there is limited ceiling space due to ductwork, joists and beams.

The new 121L5C9D design comes with a white trim - snap-on black and brushed nickel trims are available as options. And we are pleased to now offer a 6-pack "Contractor" Pack in the 4" design - DLSWR4-121L5C9D-WH-FF-6P, which will reduce packaging and help to make larger installations more efficient.

Why waste time installing older space restrictive recessed options when the new Etlin-Daniels wet location rated, 5CCT Ultrathin provides a quick install solution, and elegant, superior illumination for your residential or commercial projects? Triac dimmable.

### FEATURES

- LED Indoor Light Source
- 4" LED Downlight
- Durable air-tight aluminum body
- IC Air-Tight rated
- Wet location rated (indoor)
- Elegant white paint finish
- Etched white Polycarbonate diffuser lens for glare free illumination
- 2 spring loaded clips for mounting to any ceiling material
- 5CCT switch conveniently located allows choice of 2700K, 3000K, 3500K, 4000K, 5000K
- Default CT setting is 3000K
- Snap-on trims available in black & brushed nickel
- Triac dimmable
- 5 year warranty
- Energy Star certified


### PRODUCT SPECIFICATIONS (OPTICAL DATA)

### PRODUCT SPECIFICATIONS (ELECTRICAL DATA)

LED TYPE	LED QTY	WATTAGE	COLOR TEMPERATURE	LUMENS	VOLTAGES	SYSTEM EFFICACY	CRI	SYSTEM EFFICIENCY	POWER EFFICIENCY	POWER FACTOR	HARMONIC DISTORTION
HONGLI 2835	48 CHIPS	12W - 2700K - 732 LM / 3000K - 800 LM / 3500K - 848 LM / 4000K - 855 LM / 5000K - 820 LM			INPUT - 120VAC OUTPUT - 24 - 36VDC	61 LM/W 66.67 LM/W 70.67 LM/W 71.25 LM/W 68.33 LM/W	>90 CRI	>0.96%	>80%	>0.90	<40%

### PRODUCT SPECIFICATIONS

BEAM ANGLE	POWER FREQ.	FIXTURE MATERIAL	LIFE SPAN	STORAGE TEMP	OPERATING TEMP	PRODUCT DIMENSIONS	CARTON SIZE
120°	50-60HZ	ALUMINUM/ POLYCARBONATE LENS	>50,000 HOURS	-40°C~+60°C -40°F~+140°F	-30°C~+40°C -40°F~+104°F	04.7 X 1 INCHES (120 X 24 MM)	5.31 X 5.31 X 2.55 INCHES (135 X 135 X 65MM)



### ADDITIONAL INFORMATION

#### INSTALLATION METHOD

RECESSED CEILING MOUNT

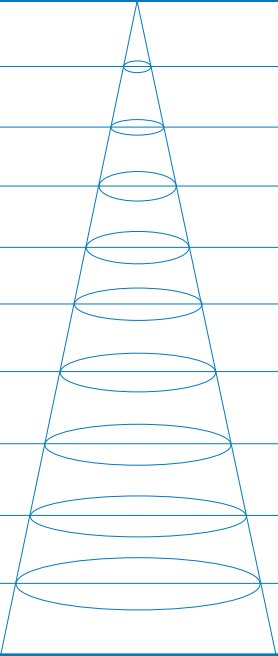
#### FIXTURE COLOR

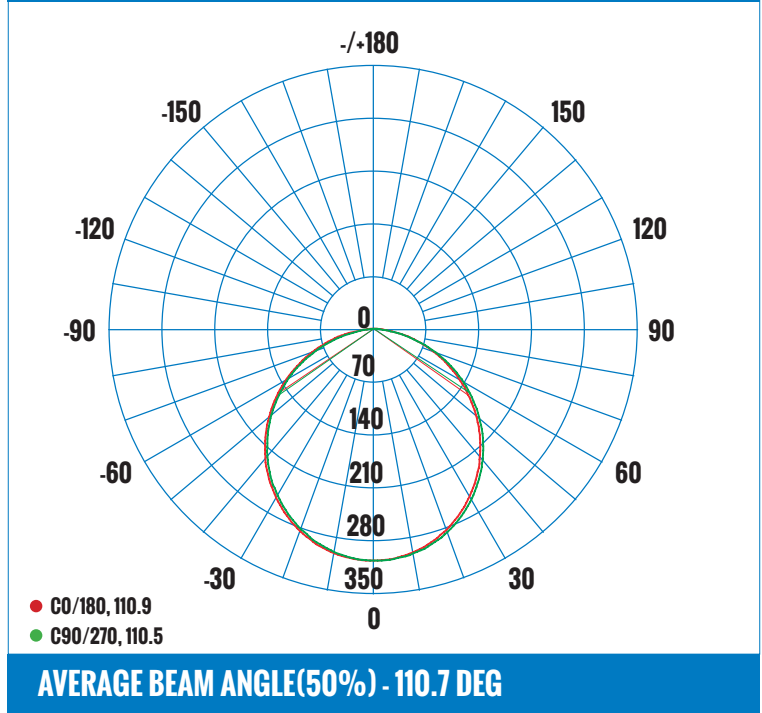
WHITE WITH WHITE  
ETCHED DIFFUSER

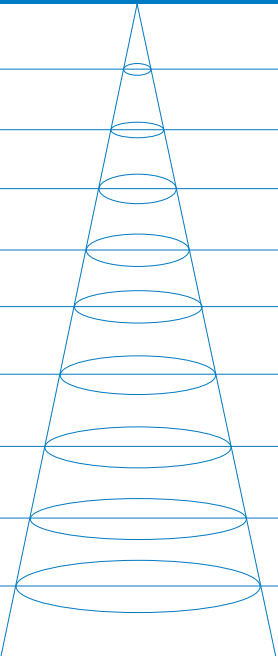
#### CONTROL TYPE

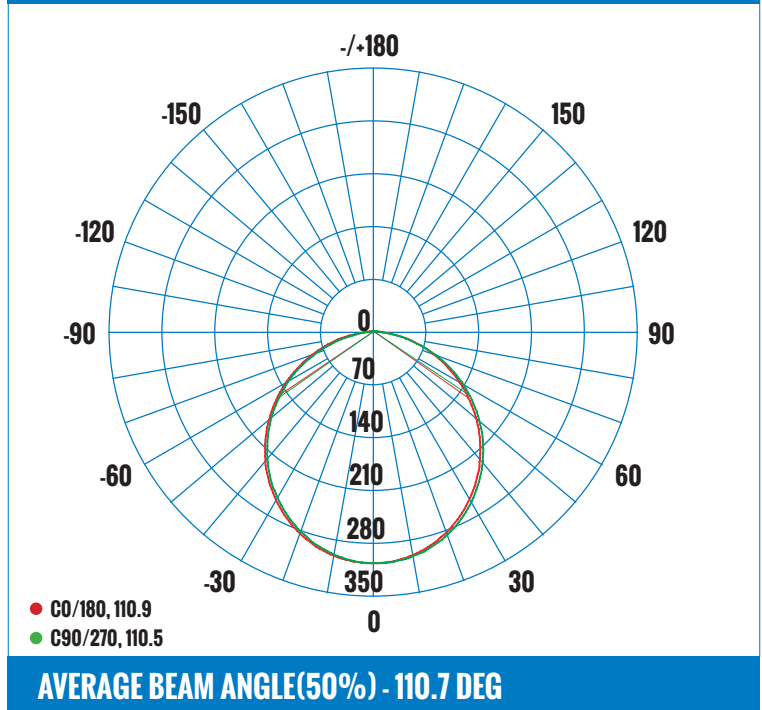
TRIAC DIMMABLE DRIVER INCLUDED

**PRODUCT CODE: DLSWR4-121L5C9D-WH-FF**
**4 INCH LED ULTRATHIN DOWNLIGHT - 5CCT SERIES**
**LUMINAIRE PHOTOMETRIC (TEST REPORT) - 3500K**
**ILLUMINANCE (AT A DISTANCE) - FLUX OUT: 618.7 LM**

3.28FT 1M	89.60, 303.0LX		288.19CM
6.56FT 2M	22.40, 75.75LX		576.38CM
9.84FT 3M	9.956, 33.67LX		864.57CM
13.12FT 4M	5.600, 18.94LX		1152.76CM
16.40FT 5M	3.584, 12.12LX		1440.95CM
19.69FT 6M	2.489, 8.417LX		1729.14CM
22.97FT 7M	1.829, 6.184LX		2017.33CM
26.25FT 8M	1.400, 4.735LX		2305.52CM
29.52FT 9M	1.106, 3.741LX		2593.71CM
32.80FT 10M	0.8960, 2.030LX		2881.90CM
<b>HT</b>	<b>EAVG/EMAX</b>	<b>ANGLE: 110.48DEG</b>	<b>DIA</b>

**LUMINOUS INTENSITY DISTRIBUTION DIAGRAM**

**LUMINAIRE PHOTOMETRIC (TEST REPORT) - 4000K**
**ILLUMINANCE (AT A DISTANCE) - FLUX OUT: 624.1 LM**

3.28FT 1M	90.39, 305.5LX		288.24CM
6.56FT 2M	22.60, 76.38LX		576.49CM
9.84FT 3M	10.04, 33.95LX		864.73CM
13.12FT 4M	5.649, 19.10LX		1152.97CM
16.40FT 5M	3.615, 12.22LX		1441.22CM
19.69FT 6M	2.511, 8.487LX		1729.46CM
22.97FT 7M	1.845, 6.235LX		2017.70CM
26.25FT 8M	1.412, 4.774LX		2305.95CM
29.52FT 9M	1.116, 3.772LX		2594.19CM
32.80FT 10M	0.9039, 3.055LX		2882.43CM
<b>HT</b>	<b>EAVG/EMAX</b>	<b>ANGLE: 110.49DEG</b>	<b>DIA</b>

**LUMINOUS INTENSITY DISTRIBUTION DIAGRAM**


CATALOG #		TYPE
PROJECT		DATE
PREPARED BY		

**PRODUCT CODE: DLSWR4-121L5C9D-WH-FF**

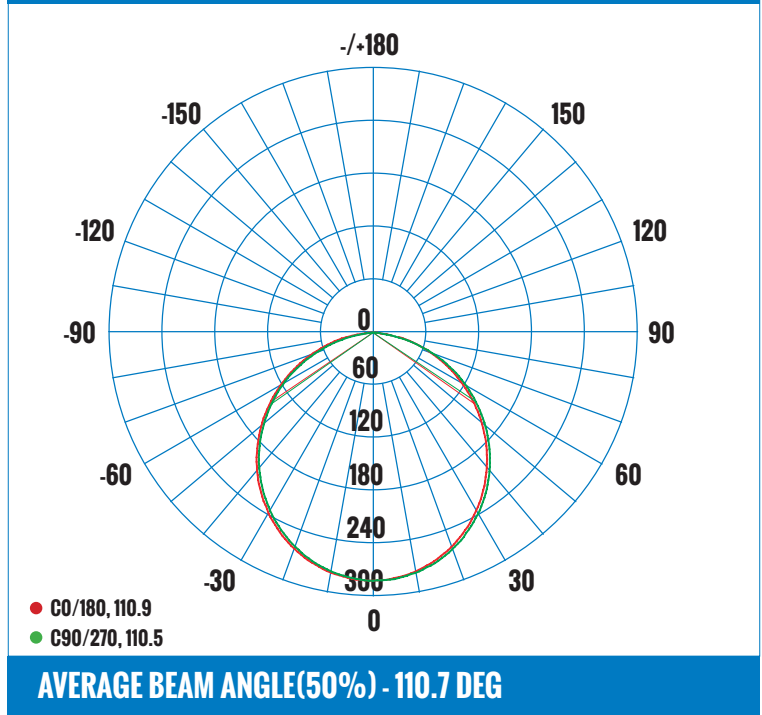
**4 INCH LED ULTRATHIN DOWNLIGHT - 5CCT SERIES**

**LUMINAIRE PHOTOMETRIC (TEST REPORT) - 5000K**

**ILLUMINANCE (AT A DISTANCE) - FLUX OUT: 598.3 LM**

3.28FT 1M	86.65, 293.2LX		288.30CM
6.56FT 2M	21.66, 73.29LX		576.59CM
9.84FT 3M	9.627, 32.57LX		864.89CM
13.12FT 4M	5.415, 18.32LX		1153.19CM
16.40FT 5M	3.466, 11.73LX		1441.48CM
19.69FT 6M	2.407, 8.143LX		1729.78CM
22.97FT 7M	1.768, 5.983LX		2018.08CM
26.25FT 8M	1.354, 4.581LX		2306.38CM
29.52FT 9M	1.070, 3.619LX		2594.67CM
32.80FT 10M	0.8665, 2.932LX		2882.97CM
<b>HT</b>	<b>EAVG/EMAX</b>	<b>ANGLE: 110.50DEG</b>	<b>DIA</b>

**LUMINOUS INTENSITY DISTRIBUTION DIAGRAM**



**CERTIFICATIONS**

**DRIVER / LED CHIP**

**120V APPROVED DIMMERS**

LUTRON: DVELV-300P · SELV-300P · SFTU-5A3P · DVCL-153P · CTCL-153P  
 LEVITON: IPE05-1LZ · 6615  
 WATTSTOPPER: HDCL-453M

**ACCESSORIES**

CLIP-ON TRIM BLACK PART# DLSTM4-BL  
 CLIP-ON TRIM BRUSHED NICKEL PART# DLSTM4-BN  
 72" EXTENSION CORD PART# DLSEC-72-FT4-3P  
 120" EXTENSION CORD PART# DLSEC-120-FT4-3P  
 240" EXTENSION CORD PART# DLSEC-240-FT4-3P

PRE-MOUNTING PLATE FOR NEW CONSTRUCTION APPLICATIONS AVAILABLE. PLEASE CONTACT ETLIN-DANIELS.

**PART NO#: DLSW4-MP**

**ORDERING INFORMATION - DLSWR SERIES**

SERIES	SHAPE	SIZE	WATTAGE	VOLTAGE	LOW VOLTAGE OUTPUT	COLOR TEMPERATURE	CRI / DIMMABLE	COLOR	LENS
E.G. DLSW	R	4	12	1	L	5C	9D	WH	FF
DLS - DOWNLIGHT SLIM	R - ROUND	4 - 4"	12 - 12W	1 - 120V	L - LOW VOLTAGE	5C - 5CCT	C - 90 CRI	WH - WHITE	FF -
WET LOCATION					OUTPUT 24 - 36VDC	2700K, 3000K, 3500K, 4000K, 5000K	D - TRIAC DIMMABLE		FROSTED

**IF PRE-MOUNTING PLATE IS REQUIRED FOR NEW CONSTRUCTION PROJECTS, PLEASE QUOTE: PART NO#: DLSWR4-MP WHEN ORDERING.**

Head Office - 1850 Wilson Ave. · Toronto, ON · M9M 1A1 · Tel: 416.741.7336 · Fax: 416.741.9104

Toll Free: in Canada. 1.800.661.9610 · in USA. 1.888.762.5384 (SOCKETS4U)

www.etlin-daniels.com · For sales/service questions - sales@etlin.com