

—
H

T&B Liquidtight Systems™ - Liquidtight flexible metal conduit & fittings



—
H

T&B Liquidtight Systems - Liquidtight flexible metal conduit & fittings

Table of contents

Section H

| | |
|---|-----|
| Introduction | H4 |
| Overview | H10 |
| Quick selection guide | H12 |
| General purpose | H18 |
| Aluminum | H23 |
| Wide & extreme temperature | H25 |
| Computer Blue & application specific | H31 |
| Halogen free | H35 |
| EMI/RFI | H40 |
| Stainless steel | H44 |
| Food & beverage | H48 |
| Technical data | H52 |
| Cross reference chart | H54 |
| Chemical resistance | H62 |
| Ingress protection & standards | H66 |
| Certifications and standards | H68 |

T&B Liquidtight Systems

Everything you need, anywhere in the world

T&B Liquidtight Systems, the industry leader in cable protection products, has expanded its top-quality line of flexible metal conduit and fittings to the world, making it easier than ever for you to find exactly what you need for your application, no matter where on the globe you are.

Use them anywhere

All T&B Liquidtight Systems products have been carefully vetted for compliance with worldwide standards, so you can be assured of your ability to use them in any country.

Easy to find what you need

We have made it easier than ever to solve the puzzle of finding the products that are necessary to complete your jobs. Using the new Quick Select Tables, you can order a full line of conduit, fittings, seal gaskets and accessories, all configured for the unique needs of the job whether you require data security, chemical and corrosion resistance, wide or extreme temperature tolerance, food and beverage installations, electromagnetic protection, lightweight aluminum materials or just a general application with T&B Liquidtight's characteristically high ingress protection. Simply choose your job application, choose your trade size and the chart does the rest to help you find what you need.

Highest Quality

All T&B Liquidtight fittings and conduit have been rigorously tested to ensure that they meet the same special standards. Each product offers the highest quality core materials and jacket extrusions with trade sizes ranging from 3/8-inch to 6-inch (12 mm to 155 mm), meeting world standards including UL, CSA, IEC/EN or CE. The line covers a full range of ingress protection ratings and temperature ratings. So no matter where you are in the world, the system solution you need for your application is here.





Introduction

T&B Liquidtight Systems Solutions

- 01 General purpose
- 02 Aluminum
- 03 Wide & extreme temperatures
- 04 Computer blue

General Purpose

Typical Applications

- Panel builders & machine OEMs
- Infrastructure
- Industrial installations

T&B Liquidtight's general purpose conduit and fittings bring the reliability and tight ingress protection of the T&B Liquidtight line to multiple uses, from the speedy installation of Quick Connect® fittings to the corrosion protection of stainless steel. A T&B Liquidtight product is available to meet all certifications, including UL, CSA or CE, no matter where in the world you use them.

Products:

- Conduit:
 - LTGU General Purpose, UL listed.**
 - LTGE General Purpose, CE Cert.**
 - LTGC General Purpose, CSA cert.**
 - LTOE Oil Resistant, CE Cert.**

Fittings:

- Ser. 5200/5300 Steel.
- Ser. 5200/5300 GR Grounding.
- Ser. 5300-PT Quick Connect Steel.

Aluminum

Typical Applications

- Suspended electrical systems
- Mass transit
- Corrosive environments

Aluminum conduit and fittings from T&B Liquidtight offer excellent corrosion protection along with light weight. Aluminum conduit systems are typically 35-45% lighter than steel systems. General purpose and halogen free products are available.

Products:

- Conduit:
 - LTAE Aluminum, CE Cert.**
 - LTLE Halogen Free Aluminum, CE Cert.**
- Fittings:
 - Ser. 5200AL Aluminum.**
 - Ser. 5200AL GR Grounding.**



01



02

Wide & Extreme Temperatures

Typical Applications

- Ovens and furnaces
- Foundries
- Extreme indoor/outdoor environments

High heat and extreme cold can attack and destroy unprotected connections in outdoor installations, ovens or the factory floor. T&B Liquidtight wide temperature range conduit and fittings remain flexible and sealed in temperatures as extreme as -60 to +150 degrees C (-76 to +302 degrees F).

Products

- Conduit.
 - LTTU Wide Temp, UL Listed.**
 - LTTE Wide Temp, CE Cert.**
 - LTXE Extreme Temp, CE Cert.**
 - LT6XE Extreme Temp, SST.**
- Fittings:
 - Ser. 5300 Steel**
 - Ser. 5300-HT High Temp.**
 - Ser. 5300SST6HT Stainless Steel High Temp.**



03

Computer Blue

Typical Applications

- Data centers & computer rooms
- Information technology
- Color-coded systems

Computer Blue conduit and fittings protect critical connections from a wide range of hazards, including water, oils, cutting fluids and mild acids. Available in optional colors for application-specific solutions such as safety, fire protection, power and control circuits. All are listed and marked for direct burial in earth or poured concrete.

Products

- Conduit:
 - LTBU Computer Blue, UL Listed.**
 - LTBU Application Specific Colors, UL Listed.**
- Fittings:
 - Ser. 5200/5300 Steel.
 - Ser. 5300-NB Nickel Plated Brass.



04

Introduction

T&B Liquidtight Systems Solutions

- 05 Halogen-free
- 06 EMC (EMI/RF)
- 07 Stainless steel
- 08 Food & beverage

Halogen-Free

Typical Applications

- Subways and tunnels
- Confined public spaces
- Commercial buildings

Halogen-free conduit and fittings from T&B Liquidtight's are designed to avoid releasing corrosive gases in conditions where spaces are confined and fire survivability is a paramount issue for people and sensitive equipment. Available in galvanized steel core or aluminum core for lightweight performance.

Products

- Conduit:
 - LTZE Halogen Free, CE Cert.**
 - LTZU Halogen Free, UL Listed.**
 - LTLE Halogen Free, Aluminum CE Cert.**
- Fittings:
 - Ser. 5200/5300 Steel**
 - Ser. 5300-NB Nickel-Plated Brass**

EMC (EMI/RF)

Typical Applications

- Factory automation
- Communication systems
- Electronic controls

Where protection from EMI/RFI is paramount to keep sensitive equipment running, T&B Liquidtight's Systems has the cladding you need. The conduit range is available with standard, mid- and high-performance EMC screening, with built-in protection from liquids and dust.

Products

- Conduit:
 - LTEU Standard Performance EMC, CE Cert.**
 - LTME Mid-Performance EMC, CE Cert.**
 - LTCE High-Performance EMC, CE Cert.**
- Fittings:
 - Ser. 5300-NB Nickel-Plated Brass.**
 - Ser. 5200/5300 Steel.**



05



06

Stainless Steel

Typical Applications

- Highly corrosive environments
- Chemical washdown areas
- Food & beverage processing

Stainless Steel conduit and fittings from T&B Liquidtight's are specially designed to shed liquids and preserve connections against the effects of corrosive environments. Systems are available for a wide range of conditions, from general purpose to extreme temperatures or food & beverage installations.

Products

- Conduit:
 - LT4GE General Purpose 304 SST, CE Cert.**
 - LT6GE General Purpose 316L SST, CE Cert.**
 - LT6XE Extreme Temp 316L SST, CE Cert.**
 - LT6FE Food & Beverage 316L SST, CE Cert.**
- Fittings:
 - Ser. 5300SST6 Stainless Steel 316**
 - Ser. 5300SST6HT Stainless Steel 316 High Temp.**
 - Ser. 5300-NB Nickel-Plated Brass**



Food & Beverage

Typical Applications

- Food & Beverage plants
- Pharmaceutical machinery
- Sterile manufacturing plants

Where hygiene is paramount, electrical connections must stand up to the pressure of harsh cleaning. T&B Liquidtight conduit and fittings are specifically designed to deliver reliable, long-lasting service, despite the pressure. Available with galvanized steel or stainless steel 316L cores. Some options clad in NSF-certified, FDA-approved compounds.

Products

- Conduit:
 - LTFE Food & Bev, UL Listed CE Cert.**
 - LTFU Food & Bev, UL Listed.**
 - LT6FE Food & Bev, 316L SST, CE Cert.**
- Fittings:
 - Ser. 5300 SST6 SST 316**
 - Ser. 5300SST6HT SST 316 High Temp.**
 - Ser. 5300-NB Nickel-Plated Brass.**



Overview

T&B Liquidtight metallic & nonmetallic fittings

Liquidtight flexible metallic conduit fittings

T&B Liquidtight fittings for flexible metal conduit are suitable for a wide range of installations, including heavy industrial applications.

Our liquidtight fittings are designed to stand up to demanding, wet or corrosive environments, including power and petrochemical plants, paper mills, and anywhere high performance is a requirement.

Features of T&B Liquidtight Fittings include:

- Safe Edge® ground cone design that accepts variations in raceway convolutions and provides a positive bond
- Continuous sealing ring that completely surrounds the conduit to ensure a liquidtight seal
- Zinc chromatic plating for longer life and exceptional appearance
- The broadest liquidtight line in the industry:
 - Steel
 - Steel grounding
 - Steel high temperature
 - Aluminum
 - Aluminum grounding
 - Stainless steel 316
 - Stainless steel 316 high temp
 - Nickel plated brass
 - Steel Quick Connect®
 - Seal gasket
 - Mesh grips
 - Lock nuts
 - Chase fittings

Liquidtight fittings for special applications

The Revolver® Externally Grounded Fitting

The Revolver liquidtight grounding fitting is our latest breakthrough in convenience to save time and money on the job while delivering a quality connection.

The grounding lug of the new Revolver connector can be rotated in a full circle for convenient positioning that doesn't change when you tighten it. Plus, it's available for the first time in aluminum. It's the newest innovation in versatile line of liquidtight connectors - fittings you can count on for liquidtight and dust-tight connections, because all our products revolve around your needs.

CHASE® Style Fittings

Where space is tight, our CHASE fittings enable for compact connections within an enclosure.

Sealing Gaskets

Sealing gaskets are resistant to oil, coolants and hydraulic fluids as well as water, with a stainless steel retaining clip that ensures a quality seal. They're the ideal match to our liquidtight connectors for a safe and secure seal.



Overview

T&B Liquidtight fittings, engineered to perform in the toughest environments

T&B Liquidtight metallic flexible conduit fittings

- 1. Gland deflects water** away from connector and prevents "pooling" of moisture. Look for the distinctive pumpkin appearance of the gland nut.
- 2. Self-Cleaning Threads** inside gland nut keep dirt and grime out of the threads as you tighten.
- 3. Double Beveled Sealing Ring** is designed with five unique sealing mechanisms and cannot be installed backwards. Manufactured of high-temperature rated thermoplastic to demanding specifications. Look for the unique T&B blue color ensuring the highest quality fitting.
- 4. Safe Edge Ground Cone** provides superior bonding, stronger pullout, easy threading and conductor protection. Look for the distinctive "ski slope" appearance within the "pumpkin" gland nut.
- 5. Heat-Curled Insulator** provides excellent wire protection and easier glide of conductors through and into the fitting. In addition, the heat-curled finish gives the insulator more strength than glue-in insulators. Look for the unique T&B blue color ensuring the highest quality fitting.
- 6. Precision Machined Rolled Threads** provide smooth, easy installations.
- 7. Tempered Cast Locknut with Teeth** provides superior strength and electrical bonding and can be installed without a wrench in the enclosure.
- 8. Revolver Grounding Fitting** Saves time and money using our infinitely adjustable rotating ground lug. Simply align the lug in your preferred position and tighten the gland. You'll never need to worry about tightening it into an inconvenient position again.



Add suffix -GR to the fitting catalog number to order the Revolver Grounding version.



08

08

T&B Liquidtight flexible metallic conduit

Product overview



| Part No. | LTGU | LTGE | LTGC | LTAE | LTTU | LTTE | LTXE | LT6XE | LTBU | |
|---|-------------|-----------------|---------------|------------|-------------|------------------|-------------|---------------------|-------------|-------------|
| Typical application | | General Purpose | | | Aluminium | Wide Temperature | | Extreme Temperature | | Comp. Blue |
| Construction/materials | | | | | | | | | | |
| Core material | Galv. Steel | Galv. Steel | Galv. Steel | Aluminium | Galv. Steel | Galv. Steel | Galv. Steel | SST 316L | Galv. Steel | |
| Jacket material | PVC | PVC | FT4 rated PVC | PVC | PVC | PVC | TPR | TPR | PVC | |
| Copper bonding wire | • | – | – | – | • | – | – | – | • | |
| Shielded, Copper Tin Braid | – | – | – | – | – | – | – | – | – | |
| Designed to UL 360 ID/OD Dim. | • | • | • | • | • | • | • | • | • | |
| Conduit Colours | | | | | | | | | | |
| Standard | Grey | Grey | Black | Grey | Grey | Grey | Black | Black | Blue | |
| Optional | Black | Black | – | Black | – | – | – | – | – | |
| Application specific | – | – | – | – | – | – | – | – | • | |
| Trade Sizes | | | | | | | | | | |
| UL (inches) | 3/8 - 4 | 3/8 - 6 | 3/8 - 4 | 3/8 - 6 | 3/8 - 4 | 3/8 - 6 | 3/8 - 4 | 3/8 - 4 | 3/8 - 4 | |
| CSA (mm) | 12 - 103 | 12 - 155 | 12 - 103 | 12 - 155 | 12 - 103 | 12 - 155 | 12 - 103 | 12 - 103 | 12 - 103 | |
| Ingress Ratings (with appropriate fitting) | | | | | | | | | | |
| UL 50E Indoor Type 4, 12, 13 | • | • | • | • | • | • | • | • | • | |
| UL 50E Outdoor Type 3, 3R, 4 | • | • | • | • | • | • | • | • | • | |
| CSA C22.2, No.94: 3, 3R, 4, 12, 13 | • | • | • | • | • | • | • | • | • | |
| IEC/EN 60529 IP66, IP67 | • | • | • | • | • | • | • | • | • | |
| IEC/EN 60529 IP68 , IP69 | – | – | – | – | – | – | – | – | – | |
| NEMA 250: 3, 3R, 4, 12, 13 | • | • | • | • | • | • | • | • | • | |
| NEMA 250: 4X | – | – | – | – | – | – | – | – | – | |
| Characteristics | | | | | | | | | | |
| Temperature Ranges | | | | | | | | | | |
| UL 360 | Dry | °C | -30 to +80 | – | – | – | -55 to +105 | – | – | -30 to +80 |
| CSA C22.2, No. 56 | Dry | °C | -30 to +75 | – | -40 to +75 | – | -50 to +105 | – | – | -30 to +75 |
| General | Dry | °C | – | -20 to +80 | – | -20 to +80 | – | -55 to +105 | -60 to +150 | -60 to +150 |
| IEC EN 61386-1, -23 | General | °C | -25 to +90 | -15 to +60 | -45 to +90 | -15 to +60 | -45 to +105 | -45 to +105 | -45 to +150 | -45 to +150 |
| UV resistance | • | • | • | • | • | • | • | • | • | |
| Flexible | • | • | • | • | • | • | • | • | • | |
| Low fire hazard | – | – | – | – | – | – | – | – | – | |
| Halogen free | – | – | – | – | – | – | – | – | – | |
| EMI screen | – | – | – | – | – | – | – | – | – | |
| Mechanical strength | High | Medium | High | Low | High | Medium | Medium | High | High | |
| Impact resistance | High | High | High | Low | High | High | High | High | High | |
| Small Bend Radius | • | • | • | – | • | • | • | • | – | |
| UL and CSA certified for Direct Burial | • | – | • | – | • | – | – | – | • | |
| Approvals | | | | | | | | | | |
| UL 360 Listed | • | – | • | – | • | – | – | – | • | |
| CSA C22.2, No. 56 | • | – | • | – | • | – | – | – | • | |
| CSA C22.2, No. 56 - Annex A "Heavy Duty" | • | – | • | – | • | – | – | – | • | |
| IEC/EN 61386-1, -23 | • | • | • | • | • | • | • | • | • | |
| NSF certification | – | – | – | – | – | – | – | – | – | |
| RoHS | • | • | • | • | • | • | • | • | • | |

• Available/Meets Requirements – Not applicable

T&B Liquidtight Fittings & Accessories

Product Overview



Products

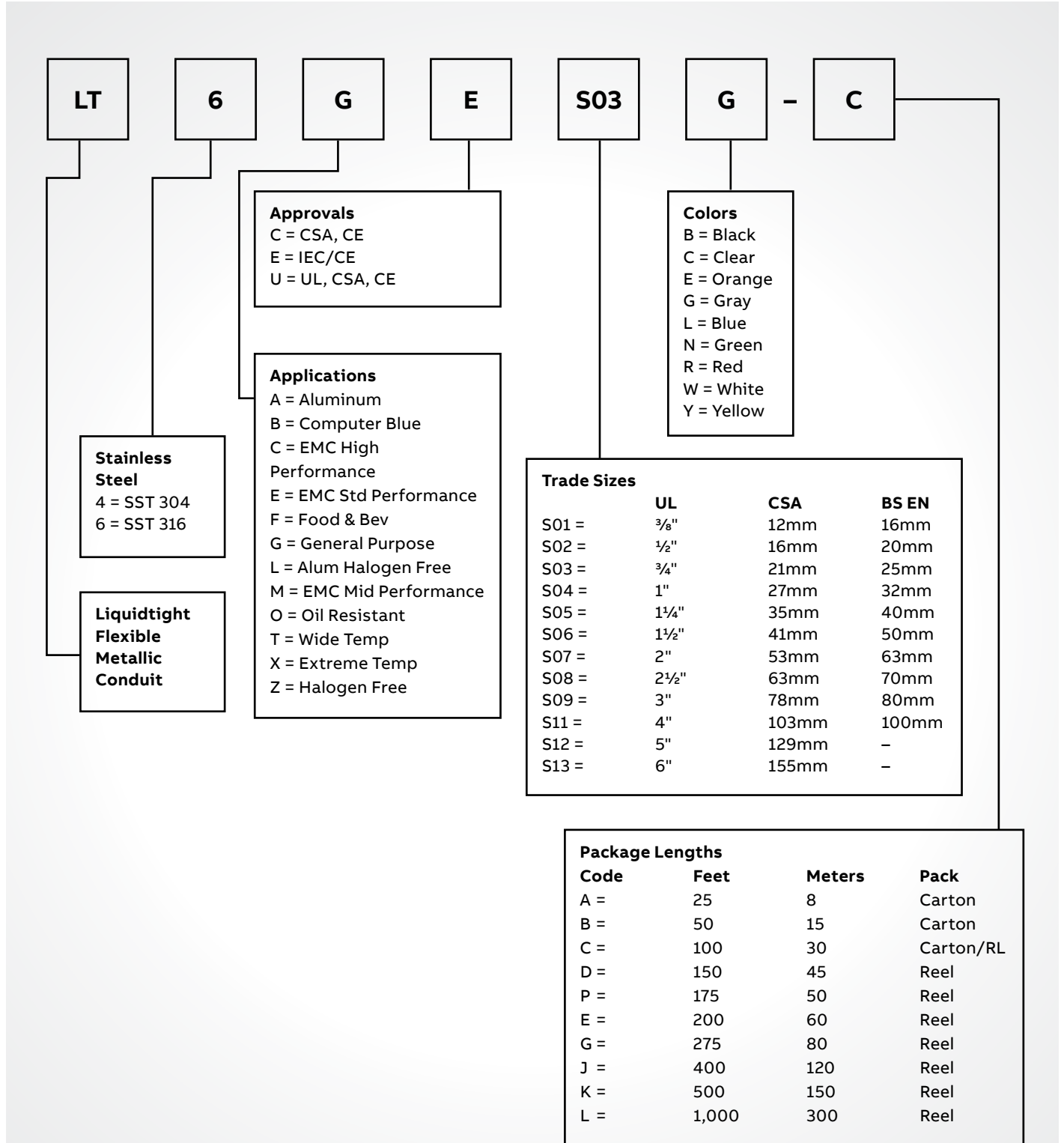
| Part No. Designation | Ser. 5200, 5300 | Ser. 5200GR, 5300GR | Ser. 5200-PT, 5300-PT | Ser. 5300-HT |
|---|--------------------------|----------------------------|--------------------------|----------------------|
| Typical Applications | General Purpose | General Purpose, Grounding | GP Quick Connect | Extreme Temperature |
| | Steel, Zinc Chromate | Steel, Zinc Chromate | Steel, Zinc Chromate | Steel, Zinc Chromate |
| Standards, Approvals & Certifications | | | | |
| UL 514B | Listed | • | • | • |
| CSA C22.2, No. 18.3 | Certified | • | • | • |
| CSA C22.2, No. 18.3 - "Heavy Duty" | Certified | • | – | – |
| IEC/EN 61386-1, -23 | CE/EU DoC | • | • | • |
| RoHS | EU Directive | • | • | • |
| General Application & Installation Solutions | | | | |
| General Purpose | • | • | • | • |
| Oil Resistant | • | • | • | • |
| Wide Temperature | • | • | • | • |
| Extreme Temperature | – | – | – | • |
| Aluminum | – | – | – | – |
| EMI/RFI | • | • | – | – |
| Data Center & Communications | • | • | – | – |
| Halogen Free | • | • | • | • |
| Stainless Steel | – | – | – | – |
| Food & Beverage | – | – | – | – |
| Indoor | • | • | • | • |
| Outdoor | • | • | • | • |
| Indoor/Outdoor High Corrosion | – | – | – | – |
| Orientation | | | | |
| Straight | ¾ to 6" | ¾ to 6" | ¾ to 1" | ¾ to 6" |
| 45° | ¾ to 4" | ¾ to 4" | ¾ to 1" | ¾ to 4" |
| 90° | ¾ to 4" | ¾ to 4" | ¾ to 1" | ¾ to 4" |
| Trade Sizes | | | | |
| UL (inches) | ¾ to 6" | ¾ to 6" | ¾ to 1" | ¾ to 6" |
| CSA (mm) | 12 to 155mm | 12 to 155mm | 12 to 27mm | 12 to 155mm |
| ISO/BS EN (mm) | 16 to 100mm | 16 to 100mm | 16 to 32mm | 16 to 100mm |
| Construction/Materials | | | | |
| Insulation Types | Insulated, Non-insulated | Insulated, Non-insulated | Insulated, Non-insulated | Insulated |
| Steel/Iron, Zinc Chromate | • | • | • | • |
| Aluminum (Copper Free) | – | – | – | – |
| Stainless Steel 316 | – | – | – | – |
| Nickel-Plated Brass | – | – | – | – |
| Working Temperatures (Static) | | | | |
| UL 514B | °C | -20 to +105 | -20 to +105 | -20 to +105 |
| CSA C22.2, No. 18 | °C | -20 to +105 | -20 to +105 | -20 to +105 |
| IEC/EN 61386-1, -23 | °C | -25 to +105 | -25 to +105 | -60 to +150 |
| System Ingress Ratings (Conduit, fittings & seals) | | | | |
| UL 50E | Indoor | Type 4, 12, 13 | • | • |
| | Outdoor | Type 3, 3R, 4 | • | • |
| CSA C22.2, No. 94 | | 3, 3R, 4, 12, 13 | • | • |
| NEMA 250 | | 3, 3R, 4, 12, 13 | • | • |
| UL 50E, NEMA 250 | | 4X | – | – |
| IEC/EN 60529 | | IP66, IP67 | • | • |

• Available/Meets Requirements – Not applicable

T&B Liquidtight flexible metallic conduit

Part Number Codes

For part number explanation only, not to be used as a configuration tool.





ICT-1

ICT-2

STOP

STOP

STOP

REAR
ABS

REAR
ABS

REAR
ABS

REAR
ABS

REAR
ABS

REAR
ABS

REAR
ABS

REAR
ABS

REAR
ABS

REAR
ABS

REAR
ABS

REAR
ABS

REAR
ABS

REAR
ABS

REAR
ABS

REAR
ABS

REAR
ABS

REAR
ABS

REAR
ABS

REAR
ABS

REAR
ABS

REAR
ABS

REAR
ABS

REAR
ABS

REAR
ABS

REAR
ABS

REAR
ABS

REAR
ABS

REAR
ABS

REAR
ABS

REAR
ABS

REAR
ABS

REAR
ABS

REAR
ABS

REAR
ABS

REAR
ABS

REAR
ABS

REAR
ABS

REAR
ABS

REAR
ABS

REAR
ABS

REAR
ABS

REAR
ABS

REAR
ABS

REAR
ABS

REAR
ABS

REAR
ABS

REAR
ABS

REAR
ABS

REAR
ABS

REAR
ABS

REAR
ABS

REAR
ABS

REAR
ABS

REAR
ABS

REAR
ABS

REAR
ABS

REAR
ABS

REAR
ABS

REAR
ABS

REAR
ABS

REAR
ABS

REAR
ABS

REAR
ABS

REAR
ABS

REAR
ABS

REAR
ABS

REAR
ABS

REAR
ABS

REAR
ABS

REAR
ABS

REAR
ABS

REAR
ABS

REAR
ABS

REAR
ABS

REAR
ABS

REAR
ABS

REAR
ABS

REAR
ABS

REAR
ABS

REAR
ABS

General purpose - Liquidtight flexible metal conduit

Type LTGU - UL listed



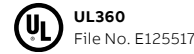
Type LTGU - General Purpose

UL Listed, CSA and CE Certified for General Purpose Applications where bonding is required and highest performance under severe environmental conditions.

Materials: Galvanized Steel Core, Smooth PVC Jacket, with copper bonding wire from 3/8 to 1 1/4"

Colour: Gray (Standard), Black (Optional)

Approvals



Conduit sizes 1/2" and up meets CSA Heavy duty requirements, when used with series 5200/5300 liquidtight fittings.

| Trade Size | | | Coil Length | | | | | | | | | Specifications | | | | |
|------------|-----|---------------|-----------------|-----|----|------------|-----|-----|------------|-------|-----|--------------------|---------------------------|---------------------------|----------------------------|-----|
| UL | CSA | ISO/ BS EN | Standard Carton | | | Small Reel | | | Bulk Reel | | | UL Bond Wire | ID Range (Nominal) | | Min. Inside Bend Radius | |
| Inch | mm | mm | Part No. | Ft | M | Part No. | Ft | M | Part No. | Ft | M | | Inch | mm | Inch | mm |
| 3/8 | 12 | 16 | LTGUS01G-C | 100 | 30 | LTGUS01G-K | 500 | 150 | LTGUS01G-L | 1,000 | 300 | Yes | 0.484 to 0.505 (0.493) | 12.3 to 12.8 (12.5) | 2.0 | 51 |
| 1/2 | 16 | 20 | LTGUS02G-C | 100 | 30 | LTGUS02G-K | 500 | 150 | LTGUS02G-L | 1,000 | 300 | Yes | 0.622 to 0.642 (0.632) | 15.8 to 16.3 (16.0) | 3.0 | 76 |
| 3/4 | 21 | 25 | LTGUS03G-C | 100 | 30 | LTGUS03G-K | 500 | 150 | LTGUS03G-L | 1,000 | 300 | Yes | 0.820 to 0.840 (0.830) | 20.8 to 21.3 (21.1) | 4.2 | 107 |
| 1 | 27 | 32 | LTGUS04G-C | 100 | 30 | LTGUS04G-J | 400 | 120 | --- | --- | --- | Yes | 1.041 to 1.066 (1.053) | 25.4 to 27.1 (26.8) | 5.5 | 140 |
| 1 1/4 | 35 | 40 | LTGUS05G-B | 50 | 15 | LTGUS05G-E | 200 | 60 | --- | --- | --- | Yes | 1.380 to 1.410 (1.395) | 35.1 to 35.8 (35.5) | 7.0 | 178 |
| 1 1/2 | 41 | 50 | LTGUS06G-B | 50 | 15 | LTGUS06G-D | 150 | 45 | --- | --- | --- | No | 1.575 to 1.600 (1.587) | 40.0 to 40.6 (40.3) | 4.5 | 114 |
| 2 | 53 | 63 | LTGUS07G-B | 50 | 15 | LTGUS07G-C | 100 | 30 | --- | --- | --- | No | 2.020 to 2.045 (2.032) | 51.3 to 51.9 (51.6) | 6.0 | 152 |
| 2 1/2 | 63 | 70 | LTGUS08G-A | 25 | 8 | LTGUS08G-G | 275 | 80 | --- | --- | --- | No | 2.480 to 2.505 (2.492) | 63.0 to 63.6 (63.3) | 8.0 | 203 |
| 3 | 78 | 80 | LTGUS09G-A | 25 | 8 | LTGUS09G-P | 175 | 50 | --- | --- | --- | No | 3.070 to 3.100 (3.085) | 78.0 to 78.7 (78.4) | 10.0 | 254 |
| 4" | 103 | 100 | LTGUS11G-A | 25 | 8 | LTGUS11G-C | 100 | 30 | --- | --- | --- | No | 4.000 to 4.040 (4.020) | 101.6 to 102.6 (102.1) | 12.0 | 305 |

System Ingress Ratings

| | |
|-------------------|-----------------------|
| UL 50E "Listed" | |
| Indoor | Type 4, 12, 13 |
| Outdoor | Type 3, 3R, 4 |
| CSA C22.2, No. 94 | Type 3, 3R, 4, 12, 13 |
| NEMA 250 | Type 3, 3R, 4, 12, 14 |
| IEC 60529 | IP66, IP67 |

System Temperature Ratings

| | |
|--------|-----------------------------------|
| UL | Dry: -30 to +80°C (-22 to +176°F) |
| | Oil: -30 to +70°C (-22 to +158°F) |
| | Wet: -30 to +60°C (-22 to +140°F) |
| CSA | Dry: -30 to +75°C (-22 to +167°F) |
| IEC/CE | Gen: -25 to +90°C (-13 to +194°F) |

For more information see
Technical Data Sheet TDS000001.
For download on our website.
Please see also page H62
for more information.

CSA certified for Direct Burial Application.

General purpose - Liquidtight flexible metal conduit

Type LTGE - CE certified




Type LTGE - General Purpose

Designed to UL and CSA ID/OD Dimensions, used extensively in industrial environments where flexibility for motion, vibration is required

Materials: Galvanized Steel Core, Smooth PVC Jacket

Colour: Gray (Standard), Black (Optional)

Approvals



| Trade Size | | | Coil Length | | | | | | | | | Specifications | | | | |
|------------|-----|---------------|-----------------|-----|----|------------|-----|-----|------------|-------|-----|--------------------|---------------------------|---------------------------|----------------------------|-----|
| UL | CSA | ISO/ BS EN | Standard Carton | | | Small Reel | | | Bulk Reel | | | UL Bond Wire | ID Range (Nominal) | | Min. Inside Bend Radius | |
| Inch | mm | mm | Part No. | Ft | M | Part No. | Ft | M | Part No. | Ft | M | | Inch | mm | Inch | mm |
| 3/8 | 12 | 16 | LTGES01G-C | 100 | 30 | LTGES01G-K | 500 | 150 | LTGES01G-L | 1,000 | 300 | No | 0.484 to 0.505 (0.493) | 12.3 to 12.8 (12.5) | 1.5 | 38 |
| 1/2 | 16 | 20 | LTGES02G-C | 100 | 30 | LTGES02G-K | 500 | 150 | LTGES02G-L | 1,000 | 300 | No | 0.622 to 0.642 (0.632) | 15.8 to 16.3 (16.0) | 2.0 | 51 |
| 3/4 | 21 | 25 | LTGES03G-C | 100 | 30 | LTGES03G-K | 500 | 150 | LTGES03G-L | 1,000 | 300 | No | 0.820 to 0.840 (0.830) | 20.8 to 21.3 (21.1) | 2.5 | 64 |
| 1 | 27 | 32 | LTGES04G-C | 100 | 30 | LTGES04G-J | 400 | 120 | --- | --- | --- | No | 1.041 to 1.066 (1.053) | 26.4 to 27.1 (26.8) | 3.0 | 76 |
| 1 1/4 | 35 | 40 | LTGES05G-B | 50 | 15 | LTGES05G-E | 200 | 60 | --- | --- | --- | No | 1.380 to 1.410 (1.395) | 35.1 to 35.8 (35.5) | 3.5 | 89 |
| 1 1/2 | 41 | 50 | LTGES06G-B | 50 | 15 | LTGES06G-D | 150 | 45 | --- | --- | --- | No | 1.575 to 1.600 (1.587) | 40.0 to 40.6 (40.3) | 4.5 | 114 |
| 2 | 53 | 63 | LTGES07G-B | 50 | 15 | LTGES07G-C | 100 | 30 | --- | --- | --- | No | 2.020 to 2.045 (2.032) | 51.3 to 51.9 (51.6) | 5.5 | 140 |
| 2 1/2 | 63 | 70 | LTGES08G-A | 25 | 8 | LTGES08G-G | 275 | 80 | --- | --- | --- | No | 2.480 to 2.505 (2.492) | 63.0 to 63.6 (63.3) | 8.0 | 203 |
| 3 | 78 | 80 | LTGES09G-A | 25 | 8 | LTGES09G-P | 175 | 50 | --- | --- | --- | No | 3.070 to 3.100 (3.085) | 78.0 to 78.7 (78.4) | 10.0 | 254 |
| 4 | 103 | 100 | LTGES11G-A | 25 | 8 | LTGES11G-C | 100 | 30 | --- | --- | --- | No | 4.000 to 4.040 (4.020) | 101.6 to 05.6 (102.1) | 12.0 | 305 |
| 5 | 129 | --- | LTGES12G-A | 25 | 8 | --- | --- | --- | --- | --- | --- | No | 3.070 to 3.100 (3.085) | 78.0 to 78.7 (78.4) | 17.5 | 445 |
| 6 | 155 | --- | LTGES13G-A | 25 | 8 | --- | --- | --- | --- | --- | --- | No | 4.000 to 4.040 (4.020) | 101.6 to 103.6 (102.1) | 22.5 | 572 |

System Ingress Ratings

| | |
|-------------------|-----------------------|
| UL 50E "Tested" | |
| Indoor | Type 4, 12, 13 |
| Outdoor | Type 3, 3R, 4 |
| CSA C22.2, No. 94 | Type 3, 3R, 4, 12, 13 |
| NEMA 250 | Type 3, 3R, 4, 12, 14 |
| IEC 60529 | IP66, IP67 |

System Temperature Ratings

| | |
|---------|----------------------------------|
| Gen | Dry: -20 to +80°C (-4 to +176°F) |
| | Oil: -20 to +70°C (-4 to +158°F) |
| | Wet: -20 to +60°C (-4 to +140°F) |
| IEC/CE: | Gen: -15 to +60°C (+5 to +140°F) |

For more information see
 Technical Data Sheet TDS000002.
 For download on our website.
 Please see also page H62
 for more information.

General purpose - Liquidtight flexible metal conduit

Type LTGC - CSA certified



Type LTGC - General Purpose

General Purpose, CSA Certified T&B Liquidtight Flexible Metallic Conduit provide excellent strength and liquidtight performance, meeting CEC requirements.

Materials: Steel Core, Smooth PVC Jacket

Colour: Black (Standard)

CSA Flame test : FT4 Rated

Approvals



Direct Burial



Conduit sizes 1/2" and up meets CSA Heavy duty requirements, when used with series 5200/5300 liquidtight fittings.

| Trade Size | | | Coil Length | | | | | | | | | Specifications | | | | |
|------------|-----|---------------|-------------|-----|----|------------|-----|-----|------------|-------|-----|--------------------|---------------------------|--------------------------|----------------------------|------|
| US | CSA | ISO/ BS EN | Carton | | | Small Reel | | | Bulk Reel | | | UL Bond Wire | ID Range (Nominal) | | Min. Inside Bend Radius | |
| Inch | mm | mm | Part. No. | Ft | M | Part. No. | Ft | M | Part. No. | Ft | M | | Inch | mm | Inch | mm |
| 3/8 | 12 | 16 | LTGCS01B-C | 100 | 30 | LTGCS01B-K | 500 | 150 | LTGCS01B-L | 1,000 | 300 | No | 0.484 to 0.505 (0.493) | 12.3 to 12.8 (12.5) | 2.0 | 51 |
| 1/2 | 16 | 20 | LTGCS02B-C | 100 | 30 | LTGCS02B-K | 500 | 150 | LTGCS02B-L | 1,000 | 300 | No | 0.622 to 0.642 (0.632) | 15.8 to 16.3 (16.0) | 3.3 | 84 |
| 3/4 | 21 | 25 | LTGCS03B-C | 100 | 30 | LTGCS03B-K | 500 | 150 | LTGCS03B-L | 1,000 | 300 | No | 0.820 to 0.840 (0.830) | 20.8 to 21.3 (20.0) | 4.3 | 109 |
| 1 | 27 | 32 | LTGCS04B-C | 100 | 30 | LTGCS04B-J | 400 | 120 | --- | --- | --- | No | 1.041 to 1.066 (1.053) | 26.4 to 27.1 (26.8) | 6.5 | 1650 |
| 1 1/4 | 35 | 40 | LTGCS05B-B | 50 | 15 | LTGCS05B-E | 200 | 60 | --- | --- | --- | No | 1.380 to 1.410 (1.395) | 35.1 to 35.8 (35.5) | 8.0 | 203 |
| 1 1/2 | 41 | 50 | LTGCS06B-B | 50 | 15 | LTGCS06B-D | 150 | 45 | --- | --- | --- | No | 1.575 to 1.600 (1.587) | 40.0 to 40.6 (40.3) | 9.0 | 229 |
| 2 | 53 | 63 | LTGCS07B-B | 50 | 15 | LTGCS07B-C | 100 | 30 | --- | --- | --- | No | 2.020 to 2.045 (2.032) | 51.3 to 51.9 (51.6) | 11.0 | 279 |
| 2 1/2 | 63 | 70 | LTGCS08B-A | 25 | 8 | LTGCS08B-B | 50 | 15 | --- | --- | --- | No | 2.480 to 2.505 (2.492) | 63.0 to 63.6 (63.3) | 14.8 | 376 |
| 3 | 78 | 80 | LTGCS09B-A | 25 | 8 | LTGCS09B-B | 50 | 15 | --- | --- | --- | No | 3.070 to 3.100 (3.085) | 78.0 to 78.7 (78.3) | 17.5 | 445 |
| 4 | 103 | 100 | LTGCS11B-A | 25 | 8 | LTGCS11B-B | 50 | 15 | --- | --- | --- | No | 4.000 to 4.040 (4.020) | 101.6 to 05.6 (102.1) | 24.0 | 610 |

System Ingress Ratings

| | |
|-------------------|-----------------------|
| UL 50E "Tested" | |
| Indoor | Type 4, 12, 13 |
| Outdoor | Type 3, 3R, 4 |
| CSA C22.2, No. 94 | Type 3, 3R, 4, 12, 13 |
| NEMA 250 | Type 3, 3R, 4, 12, 13 |
| IEC 60529 | IP66, IP67 |

System Temperature Ratings

| | |
|--------|-----------------------------------|
| CSA | Dry: -40 to +75 (-40 to +167) |
| | Oil: -40 to +70 (-40 to +158°F) |
| | Wet: -40 to +60°C (-40 to +140°F) |
| IEC/CE | Gen: -45 to +90°C (-49 to +176°F) |

For more information see Technical Data Sheet TDS000003. For download on our website. Please see also page H62 for more information.

CSA certified for Direct Burial Application.

General purpose - Fittings and accessories

Series 5200/5300 Steel

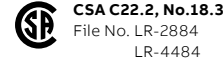
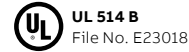


Steel LT fitting



Steel LT ground fitting

Approvals



Series 5200/5300 Steel Fittings - Trade sizes 1/2" to 4" meets CSA Heavy Duty requirements.

| Fittings | | | Series 5200/5300 Liquidtight | | | | | | | | | Series 5200/5300 GR Liquidtight Grounding | | | | | |
|------------|--------|--------------|------------------------------|----------|----------|---------------|----------|----------|-----------|----------|----------|---|----------|----------|--------|-----|--|
| | | | Insulated | | | Non-Insulated | | | Insulated | | | Non-Insulated | | | | | |
| Trade Size | Type | | Straight | 45° | 90° | Straight | 45° | 90° | Straight | 45° | 90° | Straight | 45° | 90° | | | |
| UL Inch | CSA mm | ISO/BS EN mm | Std. Thread | Part No. | Part No. | Part No. | Part No. | Part No. | Part No. | Part No. | Part No. | Part No. | Part No. | Part No. | | | |
| 3/8 | 12 | 16 | NPT 1/2" | 5331 | 5341 | 5351 | 5231 | 5241 | 5251 | 5331GR | 5341GR | 5351GR | 5231GR | 5241GR | 5251GR | | |
| | | | ISO M16 | 9360 | 9340 | 9350 | --- | --- | --- | --- | --- | --- | --- | --- | --- | --- | |
| | | | PG 13.5 | 7362 | 7342 | 7352 | --- | --- | --- | --- | --- | --- | --- | --- | --- | --- | |
| 1/2 | 16 | 20 | NPT 1/2" | 5332 | 5342 | 5352 | 5232 | 5242 | 5252 | 5332GR | 5342GR | 5352GR | 5232GR | 5242GR | 5252GR | | |
| | | | ISO M20 | 9362 | 9342 | 9352TB | --- | --- | --- | --- | --- | --- | --- | --- | --- | --- | |
| | | | PG 16 | 7363 | 7343 | 7353 | --- | --- | --- | --- | --- | --- | --- | --- | --- | --- | |
| 3/4 | 21 | 25 | NPT 3/4" | 5333 | 5343 | 5353 | 5233 | 5243 | 5253 | 5333GR | 5343GR | 5353GR | 5233GR | 5243GR | 5253GR | | |
| | | | ISO M25 | 9363 | 9343TB | 9353TB | --- | --- | --- | --- | --- | --- | --- | --- | --- | --- | |
| | | | PG 21 | 7364 | 7344-TB | 7354 | --- | --- | --- | --- | --- | --- | --- | --- | --- | --- | |
| 1 | 27 | 32 | NPT 1" | 5334-TB | 5344 | 5354 | 5234 | 5244 | 5254 | 5334GR | 5344GR | 5354GR | 5234GR | 5244GR | 5254GR | | |
| | | | ISO M32 | 9364 | 9344 | 9354TB | --- | --- | --- | --- | --- | --- | --- | --- | --- | --- | |
| | | | PG 29 | 7365 | 7345 | 7355 | --- | --- | --- | --- | --- | --- | --- | --- | --- | --- | |
| 1 1/4 | 35 | 40 | NPT 1 1/4" | 5335 | 5345 | 5355 | 5235 | 5245 | 5255 | 5335GR | 5345GR | 5355GR | 5235GR | 5245GR | 5255GR | | |
| | | | ISO M40 | 9365 | 9345 | 9355 | --- | --- | --- | --- | --- | --- | --- | --- | --- | --- | |
| | | | PG 36 | 7366 | 7346 | 7356 | --- | --- | --- | --- | --- | --- | --- | --- | --- | --- | |
| 1 1/2 | 41 | 50 | NPT 1 1/2" | 5336 | 5346 | 5356 | 5236 | 5246 | 5256 | 5336GR | 5346GR | 5356GR | 5236GR | 5246GR | 5256GR | | |
| | | | ISO M50 | 9366 | 9346 | 9356 | --- | --- | --- | --- | --- | --- | --- | --- | --- | --- | |
| | | | PG 42 | 7367 | 7347 | 7357 | --- | --- | --- | --- | --- | --- | --- | --- | --- | --- | |
| 2 | 53 | 63 | NPT 2" | 5337 | 5347 | 5357 | 5237 | 5247 | 5257 | 5337GR | 5347GR | 5357GR | 5237GR | 5247GR | 5257GR | | |
| | | | ISO M63 | 9367 | 9347 | 9357 | --- | --- | --- | --- | --- | --- | --- | --- | --- | --- | |
| | | | PG 48 | 7368 | 7348-TB | 7358 | --- | --- | --- | --- | --- | --- | --- | --- | --- | --- | |
| 2 1/2 | 63 | 70 | NPT 2 1/2" | 5338 | 5348 | 5358 | 5238 | 5248 | 5258 | 5338GR | 5348GR | 5358GR | 5238GR | 5248GR | 5258GR | | |
| | | | ISO --- | --- | --- | --- | --- | --- | --- | --- | --- | --- | --- | --- | --- | | |
| | | | PG --- | --- | --- | --- | --- | --- | --- | --- | --- | --- | --- | --- | --- | --- | |
| 3 | 78 | 80 | NPT 3" | 5339 | 5349 | 5359 | 5239 | 5249 | 5259 | 5339GR | 5349GR | 5359GR | 5239GR | 5249GR | 5259GR | | |
| | | | ISO --- | --- | --- | --- | --- | --- | --- | --- | --- | --- | --- | --- | --- | | |
| | | | PG --- | --- | --- | --- | --- | --- | --- | --- | --- | --- | --- | --- | --- | --- | |
| 4 | 103 | 100 | NPT 4" | 5340 | 5350 | 5360 | 5240 | 5250 | 5260 | 5340GR | 5350GR | 5360GR | 5240GR | 5250GR | 5260GR | | |
| | | | ISO --- | --- | --- | --- | --- | --- | --- | --- | --- | --- | --- | --- | --- | | |
| | | | PG --- | --- | --- | --- | --- | --- | --- | --- | --- | --- | --- | --- | --- | --- | |
| 5 | 129 | --- | NPT 5" | 5385 | --- | --- | 5285 | --- | --- | 5385GR | --- | --- | 5285GR | --- | --- | | |
| | | | PG --- | --- | --- | --- | --- | --- | --- | --- | --- | --- | --- | --- | --- | | |
| | | | ISO --- | --- | --- | --- | --- | --- | --- | --- | --- | --- | --- | --- | --- | | |
| 6 | 155 | --- | NPT 6" | 5386 | --- | --- | --- | --- | --- | 5386GR | --- | --- | --- | --- | --- | | |
| | | | PG --- | --- | --- | --- | --- | --- | --- | --- | --- | --- | --- | --- | --- | | |
| | | | ISO --- | --- | --- | --- | --- | --- | --- | --- | --- | --- | --- | --- | --- | | |

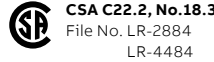
All fittings include locknuts
 *Seal gaskets required for liquid and dust tight installations

General purpose - Fittings and accessories

Series 5200/5300-PT Quick Connect®



Approvals



Series 5200/5300-PT Liquidtight - Quick Connect

| Series 5200/5300-PT Liquidtight - Quick Connect | | | | | | | | | | | | | Accessories | |
|---|--------|--------------|-------------|-------------------|--------------|--------------|-------------------|---------------|--------------|---------|------------------------|--------------------------|--------------------------|--|
| Fittings | | | | | | | | | | | | | | |
| Trade Size | | Type | | | Insulated | | | Non-Insulated | | | *Seal Gaskets Part No. | Wire Mesh Grips Part No. | Conduit Support Part No. | |
| UL Inch | CSA mm | ISO/BS EN mm | Std. Thread | Straight Part No. | 45° Part No. | 90° Part No. | Straight Part No. | 45° Part No. | 90° Part No. | | | | | |
| 3/8 | 12 | 16 | NPT | 1/2" | 5331-PT | 5341-PT | 5351-PT | 5231-PT | 5241-PT | 5251-PT | 5261 | WMG-LT1 | P CLIP/16 | |
| | | | ISO | M16 | --- | --- | --- | --- | --- | --- | | | | |
| | | | PG | 13.5 | --- | --- | --- | --- | --- | --- | | | | |
| 1/2 | 16 | 20 | NPT | 1/2" | 5332-PT | 5342-PT | 5352-PT | 5232-PT | 5242-PT | 5252-PT | 5262 | WMG-LT2 | P CLIP/20 | |
| | | | ISO | M20 | --- | --- | --- | --- | --- | --- | | | | |
| | | | PG | 16 | --- | --- | --- | --- | --- | --- | | | | |
| 3/4 | 21 | 25 | NPT | 3/4" | 5333-PT | 5343-PT | 5353-PT | 5233-PT | 5243-PT | 5253-PT | 5263 | WMG-LT3 | P CLIP/25 | |
| | | | ISO | M25 | --- | --- | --- | --- | --- | --- | | | | |
| | | | PG | 21 | --- | --- | --- | --- | --- | --- | | | | |
| 1 | 27 | 32 | NPT | 1" | 5334-PT | 5344-PT | 5354-PT | 5234-PT | 5244-PT | 5254-PT | 5264 | WMG-LT4 | P CLIP/32 | |
| | | | ISO | M32 | --- | --- | --- | --- | --- | --- | | | | |
| | | | PG | 29 | --- | --- | --- | --- | --- | --- | | | | |
| 1 1/4 | 35 | 40 | NPT | 1 1/4" | --- | --- | --- | --- | --- | --- | 5265 | WMG-LT5 | P CLIP/40 | |
| | | | ISO | M40 | --- | --- | --- | --- | --- | --- | | | | |
| | | | PG | 36 | --- | --- | --- | --- | --- | --- | | | | |
| 1 1/2 | 41 | 50 | NPT | 1 1/2" | --- | --- | --- | --- | --- | --- | 5266 | WMG-LT6 | P CLIP/50 | |
| | | | ISO | M50 | --- | --- | --- | --- | --- | --- | | | | |
| | | | PG | 42 | --- | --- | --- | --- | --- | --- | | | | |
| 2 | 53 | 63 | NPT | 2" | --- | --- | --- | --- | --- | --- | 5267 | WMG-LT7 | P CLIP/63 | |
| | | | ISO | M63 | --- | --- | --- | --- | --- | --- | | | | |
| | | | PG | 48 | --- | --- | --- | --- | --- | --- | | | | |
| 2 1/2 | 63 | 70 | NPT | 2 1/2" | --- | --- | --- | --- | --- | --- | 5268 | WMG-LT8 | P CLIP/75 | |
| | | | ISO | --- | --- | --- | --- | --- | --- | --- | | | | |
| | | | PG | --- | --- | --- | --- | --- | --- | --- | | | | |
| 3 | 78 | 80 | NPT | 3" | --- | --- | --- | --- | --- | --- | 5269 | WMG-LT9 | --- | |
| | | | ISO | --- | --- | --- | --- | --- | --- | --- | | | | |
| | | | PG | --- | --- | --- | --- | --- | --- | --- | | | | |
| 4 | 103 | 100 | NPT | 4" | --- | --- | --- | --- | --- | --- | 5270 | WMG-LT10 | --- | |
| | | | ISO | --- | --- | --- | --- | --- | --- | --- | | | | |
| | | | PG | --- | --- | --- | --- | --- | --- | --- | | | | |
| 5 | 129 | --- | NPT | 5" | --- | --- | --- | --- | --- | --- | --- | --- | --- | |
| | | | PG | --- | --- | --- | --- | --- | --- | --- | | | | |
| | | | ISO | --- | --- | --- | --- | --- | --- | --- | | | | |
| 6 | 155 | --- | NPT | 6" | --- | --- | --- | --- | --- | --- | --- | --- | --- | |
| | | | PG | --- | --- | --- | --- | --- | --- | --- | | | | |
| | | | ISO | --- | --- | --- | --- | --- | --- | --- | | | | |

*Seal gaskets required for Liquid and dust tight installations

Aluminum - Liquidtight flexible metal conduit

Type LTAE - CE certified



Type LTAE - General Purpose

Aluminum, CE compliant T&B Liquidtight Flexible Metallic conduit provide excellent performance in corrosive environments and installations where lightweight wireway is required.

Materials: Aluminum, Smooth PVC Jacket,

Colour: Gray (Standard)

Approvals



| Trade Size | | | Coil Length | | | | | | | | | Specifications | | | | |
|------------|-----|---------------|-----------------|-----|----|------------|-----|-----|------------|-------|-----|--------------------|------------------------------|---------------------------|----------------------------|-----|
| UL | CSA | ISO/ BS EN | Standard Carton | | | Small Reel | | | Bulk Reel | | | UL Bond Wire | ID Range (Nominal) | | Min. Inside Bend Radius | |
| Inch | mm | mm | Part No. | Ft | M | Part No. | Ft | M | Part No. | Ft | M | | Inch | mm | Inch | mm |
| 3/8 | 12 | 16 | LTAES01G-C | 100 | 30 | LTGES01G-K | 500 | 150 | LTAES01G-L | 1,000 | 300 | No | 0.484 to 0.505 (0.493) | 12.3 to 12.8 (12.5) | 2.0 | 51 |
| 1/2 | 16 | 20 | LTAES02G-C | 100 | 30 | LTGES02G-K | 500 | 150 | LTAES02G-L | 1,000 | 300 | No | 0.622 to 0.642 (0.632) | 15.8 to 16.3 (16.0) | 2.5 | 64 |
| 3/4 | 21 | 25 | LTAES03G-C | 100 | 30 | LTAES02G-K | 500 | 150 | LTAES03G-L | 1,000 | 300 | No | 0.820 to 0.840 (0.830) | 20.8 to 21.3 (21.1) | 3.0 | 76 |
| 1 | 27 | 32 | LTAES04G-C | 100 | 30 | LTAES04G-J | 400 | 120 | --- | --- | --- | No | 1.041 to 1.066 (1.053) | 25.4 to 27.1 (26.8) | 4.0 | 102 |
| 1 1/4 | 35 | 40 | LTAES05G-B | 50 | 15 | LTAES05G-E | 200 | 60 | --- | --- | --- | No | 1.380 to 1.410 (1.395) | 35.1 to 35.8 (35.5) | 4.5 | 114 |
| 1 1/2 | 41 | 50 | LTAES06G-B | 50 | 15 | LTAES06G-D | 150 | 45 | --- | --- | --- | No | 1.575 to 1.600 (1.587) | 40.0 to 40.6 (40.3) | 5.5 | 140 |
| 2 | 53 | 63 | LTAES07G-B | 50 | 15 | LTAES07G-C | 100 | 30 | --- | --- | --- | No | No 2.020 to 2.045 (2.032) | 51.3 to 51.9 (51.6) | 7.0 | 178 |
| 2 1/2 | 63 | 70 | LTAES08G-A | 25 | 8 | --- | --- | --- | --- | --- | --- | No | 2.480 to 2.505 (2.492) | 63.0 to 63.6 (63.3) | 9.5 | 241 |
| 3 | 78 | 80 | LTAES08G-A | 25 | 8 | --- | --- | --- | --- | --- | --- | No | 3.070 to 3.100 (3.085) | 78.0 to 78.7 (78.4) | 11.5 | 292 |
| 4 | 103 | 100 | LTAES11G-A | 25 | 8 | --- | --- | --- | --- | --- | --- | No | 4.000 to 4.040 (4.020) | 101.6 to 05.6 (102.1) | 14.0 | 356 |
| 5 | 129 | --- | LTAES12G-A | 25 | 8 | --- | --- | --- | --- | --- | --- | No | 4.975 to 5.035 (5.005) | 126.4 to 127.9 (127.1) | 20.0 | 508 |
| 6 | 155 | --- | LTAES13G-A | 25 | 8 | --- | --- | --- | --- | --- | --- | No | 6.015 to 6.075 (6.045) | 152.8 to 154.3 (153.5) | 22.5 | 572 |

System Ingress Ratings

| UL 50E "Tested" | |
|-------------------|-----------------------|
| Indoor | Type 4, 12, 13 |
| Outdoor | Type 3, 3R, 4 |
| CSA C22.2, No. 94 | Type 3, 3R, 4, 12, 13 |
| NEMA 250 | Type 3, 3R, 4, 12, 14 |
| IEC 60529 | IP66, IP67 |

System Temperature Ratings

| | |
|---------|----------------------------------|
| Gen | Dry: -20 to +80°C (-4 to +176°F) |
| | Oil: -20 to +70°C (-4 to +158°F) |
| | Wet: -20 to +60°C (-4 to +140°F) |
| IEC/CE: | Gen: -15 to +60°C (+5 to +140°F) |

For more information see
 Technical Data Sheet TDS000008.
 For download on our website.
 Please see also page H62
 for more information.

Aluminum - Fittings and accessories

Series 5200AL

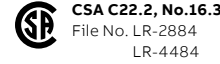


Series 5200AL Liquidtight



Series 5200ALGR Liquidtight Grounding

Approvals



| Fittings | | | | | | | | | | Accessories | | |
|---------------------------|--------|--------------|-------------|-------------------|--------------|--------------|-------------------|--------------|--------------|---------------------------------------|-----------------|-----------------|
| Series 5200AL Liquidtight | | | | | | | | | | Series 5200ALGR Liquidtight Grounding | | |
| Trade Size | | Type | | Insulated | | | Non-Insulated | | | *Seal Gaskets | Wire Mesh Grips | Conduit Support |
| UL Inch | CSA mm | ISO/BS EN mm | Std. Thread | Straight Part No. | 45° Part No. | 90° Part No. | Straight Part No. | 45° Part No. | 90° Part No. | Part No. | Part No. | Part No. |
| 3/8 | 12 | 16 | NPT 1/2" | 5231AL | --- | 5251AL | 5231ALGR | --- | 5251ALGR | 5261 | WMG-LT1 | P CLIP/16 |
| | | | ISO M16 | --- | --- | --- | --- | | | | | |
| | | | PG 13.5 | --- | --- | --- | --- | | | | | |
| 1/2 | 16 | 20 | NPT 1/2" | 5232AL | --- | 5252AL | 5232ALGR | --- | 5252ALGR | 5262 | WMG-LT2 | P CLIP/20 |
| | | | ISO M20 | --- | --- | --- | --- | | | | | |
| | | | PG 16 | --- | --- | --- | --- | | | | | |
| 3/4 | 21 | 25 | NPT 3/4" | 5233AL | --- | 5253AL | 5233ALGR | --- | 5253ALGR | 5263 | WMG-LT3 | P CLIP/25 |
| | | | ISO M25 | --- | --- | --- | --- | | | | | |
| | | | PG 21 | --- | --- | --- | --- | | | | | |
| 1 | 27 | 32 | NPT 1" | 5234AL | --- | 5254AL | 5234ALGR | --- | 5254ALGR | 5264 | WMG-LT4 | P CLIP/32 |
| | | | ISO M32 | --- | --- | --- | --- | | | | | |
| | | | PG 29 | --- | --- | --- | --- | | | | | |
| 1 1/4 | 35 | 40 | NPT 1 1/4" | 5235AL | --- | 5255AL | 5235ALGR | --- | 5255ALGR | 5265 | WMG-LT5 | P CLIP/40 |
| | | | ISO M40 | --- | --- | --- | --- | | | | | |
| | | | PG 36 | --- | --- | --- | --- | | | | | |
| 1 1/2 | 41 | 50 | NPT 1 1/2" | 5236AL | --- | 5256AL | 5236ALGR | --- | 5256ALGR | 5266 | WMG-LT6 | P CLIP/50 |
| | | | ISO M50 | --- | --- | --- | --- | | | | | |
| | | | PG 42 | --- | --- | --- | --- | | | | | |
| 2 | 53 | 63 | NPT 2" | 5237AL | --- | 5257AL | 5237ALGR | --- | 5257ALGR | 5267 | WMG-LT7 | P CLIP/63 |
| | | | ISO M63 | --- | --- | --- | --- | | | | | |
| | | | PG 48 | --- | --- | --- | --- | | | | | |
| 2 1/2 | 63 | 70 | NPT 2 1/2" | 5238AL | --- | 4) | 5238ALGR | --- | 4) | 5268 | WMG-LT8 | P CLIP/75 |
| | | | ISO --- | --- | --- | --- | --- | | | | | |
| | | | PG --- | --- | --- | --- | --- | | | | | |
| 3 | 78 | 80 | NPT 3" | 5239AL | --- | 4) | 5239ALGR | --- | 4) | 5269 | WMG-LT9 | --- |
| | | | ISO --- | --- | --- | --- | --- | | | | | |
| | | | PG --- | --- | --- | --- | --- | | | | | |
| 4 | 103 | 100 | NPT 4" | 5240AL | --- | 4) | 5240ALGR | --- | 4) | 5270 | WMG-LT10 | --- |
| | | | ISO --- | --- | --- | --- | --- | | | | | |
| | | | PG --- | --- | --- | --- | --- | | | | | |
| 5 | 129 | --- | NPT 5" | --- | --- | --- | --- | --- | --- | --- | --- | --- |
| | | | PG --- | --- | --- | --- | --- | | | | | |
| | | | ISO --- | --- | --- | --- | --- | | | | | |
| 6 | 155 | --- | NPT 6" | --- | --- | --- | --- | --- | --- | --- | --- | --- |
| | | | PG --- | --- | --- | --- | --- | | | | | |
| | | | ISO --- | --- | --- | --- | --- | | | | | |

*Seal gaskets required for Liquid and dust tight installations

Wide & Extreme Temperature - Liquidtight flexible metal conduit

Type LTTU - UL Listed



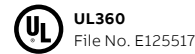
Type LTTU - Wide & Extreme Temperature

Wide temperature, UL Listed T&B Liquidtight Flexible Metallic Conduit provide excellent performance in a wide ranges low and high temperature

Materials: Galvanized Steel Core, Smooth PVC Jacket, with copper bonding wire from 3/8 to 1 1/4"

Colour: Gray (Standard), Black (Optional)

Approvals



Conduit sizes 1/2" and up meets CSA Heavy duty requirements, when used with series 5200/5300 liquidtight fittings.

| Trade Size | | | Coil Length | | | | | | | | | Specifications | | | | |
|------------|-----|---------------|-----------------|-----|----|------------|-----|-----|------------|-------|-----|--------------------|---------------------------|---------------------------|----------------------------|-----|
| UL | CSA | ISO/ BS EN | Standard Carton | | | Small Reel | | | Bulk Reel | | | UL Bond Wire | ID Range (Nominal) | | Min. Inside Bend Radius | |
| Inch | mm | mm | Part No. | Ft | M | Part No. | Ft | M | Part No. | Ft | M | | Inch | mm | Inch | mm |
| 3/8 | 12 | 16 | LTTUS01G-C | 100 | 30 | LTTUS01G-K | 500 | 150 | LTTUS01G-L | 1,000 | 300 | Yes | 0.484 to 0.505 (0.493) | 12.3 to 12.8 (12.5) | 2.0 | 51 |
| 1/2 | 16 | 20 | LTTUS02G-C | 100 | 30 | LTTUS02G-K | 500 | 150 | LTTUS02G-L | 1,000 | 300 | Yes | 0.622 to 0.642 (0.632) | 15.8 to 16.3 (16.0) | 3.0 | 76 |
| 3/4 | 21 | 25 | LTTUS03G-C | 100 | 30 | LTTUS03G-K | 500 | 150 | LTTUS03G-L | 1,000 | 300 | Yes | 0.820 to 0.840 (0.830) | 20.8 to 21.3 (21.1) | 4.2 | 107 |
| 1 | 27 | 32 | LTTUS04G-C | 100 | 30 | LTTUS04G-J | 400 | 120 | --- | --- | --- | Yes | 1.041 to 1.066 (1.053) | 25.4 to 27.1 (26.8) | 5.5 | 140 |
| 1 1/4 | 35 | 40 | LTTUS05G-B | 50 | 15 | LTTUS05G-E | 200 | 60 | --- | --- | --- | Yes | 1.380 to 1.410 (1.395) | 35.1 to 35.8 (35.5) | 7.0 | 178 |
| 1 1/2 | 41 | 50 | LTTUS06G-B | 50 | 15 | LTTUS06G-D | 150 | 45 | --- | --- | --- | No | 1.575 to 1.600 (1.587) | 40.0 to 40.6 (40.3) | 4.5 | 114 |
| 2 | 53 | 63 | LTTUS07G-B | 50 | 15 | LTTUS07G-C | 100 | 30 | --- | --- | --- | No | 2.020 to 2.045 (2.032) | 51.3 to 51.9 (51.6) | 6.0 | 152 |
| 2 1/2 | 63 | 70 | LTTUS08G-A | 25 | 8 | --- | --- | --- | --- | --- | --- | No | 2.480 to 2.505 (2.492) | 63.0 to 63.6 (63.3) | 8.0 | 203 |
| 3 | 78 | 80 | LTTUS09G-A | 25 | 8 | --- | --- | --- | --- | --- | --- | No | 3.070 to 3.100 (3.085) | 78.0 to 78.7 (78.4) | 10.0 | 254 |
| 4" | 103 | 100 | LTTUS11G-A | 25 | 8 | --- | --- | --- | --- | --- | --- | No | 4.000 to 4.040 (4.020) | 101.6 to 102.6 (102.1) | 12.0 | 305 |

System Ingress Ratings

| UL 50E "Listed" | |
|-------------------|-----------------------|
| Indoor | Type 4, 12, 13 |
| Outdoor | Type 3, 3R, 4 |
| CSA C22.2, No. 94 | Type 3, 3R, 4, 12, 13 |
| NEMA 250 | Type 3, 3R, 4, 12, 14 |
| IEC 60529 | IP66, IP67 |

CSA certified for Direct Burial Application.

System Temperature Ratings

| | |
|--------|------------------------------------|
| UL | Dry: -55 to +105°C (-67 to +221°F) |
| | Oil: -55 to +70°C (-67 to +158°F) |
| | Wet: -55 to +60°C (-67 to +140°F) |
| CSA | Dry: -30 to +75°C (-22 to +167°F) |
| IEC/CE | Gen: -45 to +105°C (-49 to +221°F) |

For more information see
Technical Data Sheet TDS000004.
For download on our website.
Please see also page H62
for more information.

Wide & Extreme Temperature - Liquidtight flexible metal conduit

Type LTTE - CE Certified



Type LTTE - Wide & Extreme Temperature

Wide temperature, CE compliant T&B Liquidtight Flexible Metallic Conduit provide excellent performance in low and high temperatures

Materials: Galvanized Steel Core, Smooth PVC Jacket

Colour: Gray (Standard), Black (Optional)

Approvals



| Trade Size | | | Coil Length | | | | | | | | | Specifications | | | | |
|------------|-----|---------------|-----------------|-----|----|------------|-----|-----|-----------|-------|-----|--------------------|---------------------------|---------------------------|----------------------------|-----|
| UL | CSA | ISO/ BS EN | Standard Carton | | | Small Reel | | | Bulk Reel | | | UL Bond Wire | ID Range (Nominal) | | Min. Inside Bend Radius | |
| Inch | mm | mm | Part No. | Ft | M | Part No. | Ft | M | Part No. | Ft | M | | Inch | mm | Inch | mm |
| 3/8 | 12 | 16 | LTTE01G-C | 100 | 30 | LTTE01G-K | 500 | 150 | LTTE01G-L | 1,000 | 300 | No | 0.484 to 0.505 (0.493) | 12.3 to 12.8 (12.5) | 1.5 | 38 |
| 1/2 | 16 | 20 | LTTE02G-C | 100 | 30 | LTTE02G-K | 500 | 150 | LTTE02G-L | 1,000 | 300 | No | 0.622 to 0.642 (0.632) | 15.8 to 16.3 (16.0) | 2.0 | 51 |
| 3/4 | 21 | 25 | LTTE03G-C | 100 | 30 | LTTE03G-K | 500 | 150 | LTTE03G-L | 1,000 | 300 | No | 0.820 to 0.840 (0.830) | 20.8 to 21.3 (21.1) | 2.5 | 64 |
| 1 | 27 | 32 | LTTE04G-C | 100 | 30 | LTTE04G-J | 400 | 120 | --- | --- | --- | No | 1.041 to 1.066 (1.053) | 25.4 to 27.1 (26.8) | 3.0 | 76 |
| 1 1/4 | 35 | 40 | LTTE05G-B | 50 | 15 | LTTE05G-E | 200 | 60 | --- | --- | --- | No | 1.380 to 1.410 (1.395) | 35.1 to 35.8 (35.5) | 3.5 | 89 |
| 1 1/2 | 41 | 50 | LTTE06G-B | 50 | 15 | LTTE06G-D | 150 | 45 | --- | --- | --- | No | 1.575 to 1.600 (1.587) | 40.0 to 40.6 (40.3) | 4.5 | 114 |
| 2 | 53 | 63 | LTTE07G-B | 50 | 15 | LTTE07G-C | 100 | 30 | --- | --- | --- | No | 2.020 to 2.045 (2.032) | 51.3 to 51.9 (51.6) | 5.5 | 140 |
| 2 1/2 | 63 | 70 | LTTE08G-A | 25 | 8 | --- | --- | --- | --- | --- | --- | No | 2.480 to 2.505 (2.492) | 63.0 to 63.6 (63.3) | 8.0 | 203 |
| 3 | 78 | 80 | LTTE09G-A | 25 | 8 | --- | --- | --- | --- | --- | --- | No | 3.070 to 3.100 (3.085) | 78.0 to 78.7 (78.4) | 10.0 | 254 |
| 4 | 103 | 100 | LTTE11G-A | 25 | 8 | --- | --- | --- | --- | --- | --- | No | 4.000 to 4.040 (4.020) | 101.6 to 05.6 (102.1) | 12.0 | 305 |
| 5 | 129 | --- | LTTE12G-A | 25 | 8 | --- | --- | --- | --- | --- | --- | No | 4.975 to 5.035 (5.005) | 126.4 to 127.9 (127.1) | 17.5 | 445 |
| 6 | 155 | --- | LTTE13G-A | 25 | 8 | --- | --- | --- | --- | --- | --- | No | 6.015 to 6.075 (6.045) | 152.8 to 154.3 (153.5) | 22.5 | 572 |

System Ingress Ratings

| UL 50E "Tested" | |
|-------------------|-----------------------|
| Indoor | Type 4, 12, 13 |
| Outdoor | Type 3, 3R, 4 |
| CSA C22.2, No. 94 | Type 3, 3R, 4, 12, 13 |
| NEMA 250 | Type 3, 3R, 4, 12, 14 |
| IEC 60529 | IP66, IP67 |

System Temperature Ratings

| | |
|---------|------------------------------------|
| Gen | Dry: -55 to +105°C (-67 to +221°F) |
| | -55 to +120°C (-67 to +224°F) |
| | Intermittent |
| IEC/CE: | Gen: -45 to +105°C (-49 to +221°F) |

For more information see Technical Data Sheet TDS000005. For download on our website. Please see also page H62 for more information.

Wide & Extreme Temperature - Liquidtight flexible metal conduit

Type LTXE - CE certified



Type LTXE - Wide & Extreme Temperature

Extreme temperature, CE compliant T&B Liquidtight Flexible Metallic Conduit provide excellent performance in extreme low and high temperature environments

Materials: Galvanized Steel Core, Smooth PVC Jacket

Colour: Black (Standard)

Approvals



| Trade Size | | | Coil Length | | | | | | | | | Specifications | | | | |
|------------|-----|---------------|-----------------|-----|----|------------|-----|-----|------------|-------|-----|--------------------|---------------------------|---------------------------|----------------------------|-----|
| UL | CSA | ISO/ BS EN | Standard Carton | | | Small Reel | | | Bulk Reel | | | UL Bond Wire | ID Range (Nominal) | | Min. Inside Bend Radius | |
| Inch | mm | mm | Part No. | Ft | M | Part No. | Ft | M | Part No. | Ft | M | | Inch | mm | Inch | mm |
| 3/8 | 12 | 16 | LTXES01B-C | 100 | 30 | LTXES01B-K | 500 | 150 | LTXES01B-L | 1,000 | 300 | Yes | 0.484 to 0.505 (0.493) | 12.3 to 12.8 (12.5) | 1.5 | 38 |
| 1/2 | 16 | 20 | LTXES02B-C | 100 | 30 | LTXES02B-K | 500 | 150 | LTXES02B-L | 1,000 | 300 | Yes | 0.622 to 0.642 (0.632) | 15.8 to 16.3 (16.0) | 2.0 | 51 |
| 3/4 | 21 | 25 | LTXES03B-C | 100 | 30 | LTXES03B-K | 500 | 150 | LTXES03B-L | 1,000 | 300 | Yes | 0.820 to 0.840 (0.830) | 20.8 to 21.3 (21.1) | 2.5 | 64 |
| 1 | 27 | 32 | LTXES04B-C | 100 | 30 | LTXES04B-J | 400 | 120 | --- | --- | --- | Yes | 1.041 to 1.066 (1.053) | 25.4 to 27.1 (26.8) | 3.0 | 76 |
| 1 1/4 | 35 | 40 | LTXES05B-B | 50 | 15 | LTXES05B-E | 200 | 60 | --- | --- | --- | Yes | 1.380 to 1.410 (1.395) | 35.1 to 35.8 (35.5) | 3.5 | 89 |
| 1 1/2 | 41 | 50 | LTXES06B-B | 50 | 15 | LTXES06B-D | 150 | 45 | --- | --- | --- | No | 1.575 to 1.600 (1.587) | 40.0 to 40.6 (40.3) | 4.5 | 114 |
| 2 | 53 | 63 | LTXES07B-B | 50 | 15 | LTXES07B-C | 100 | 30 | --- | --- | --- | No | 2.020 to 2.045 (2.032) | 51.3 to 51.9 (51.6) | 5.5 | 140 |
| 2 1/2 | 63 | 70 | LTXES08B-A | 25 | 8 | --- | --- | --- | --- | --- | --- | No | 2.480 to 2.505 (2.492) | 63.0 to 63.6 (63.3) | 8.0 | 203 |
| 3 | 78 | 80 | LTXES09B-A | 25 | 8 | --- | --- | --- | --- | --- | --- | No | 3.070 to 3.100 (3.085) | 78.0 to 78.7 (78.4) | 10.0 | 254 |
| 4" | 103 | 100 | LTXES11B-A | 25 | 8 | --- | --- | --- | --- | --- | --- | No | 4.000 to 4.040 (4.020) | 101.6 to 102.6 (102.1) | 12.0 | 305 |

System Ingress Ratings

| UL 50E "Listed" | |
|-------------------|-----------------------|
| Indoor | Type 4, 12, 13 |
| Outdoor | Type 3, 3R, 4 |
| CSA C22.2, No. 94 | Type 3, 3R, 4, 12, 13 |
| NEMA 250 | Type 3, 3R, 4, 12, 14 |
| IEC 60529 | IP66, IP67 |

System Temperature Ratings

| | |
|--------|------------------------------------|
| UL | Dry: -20 to +80°C (-4 to +176°F) |
| | Oil: -20 to +70°C (-4 to +158°F) |
| | Wet: -20 to +60°C (-4 to +140°F) |
| GEN | Dry: -60 to +150°C (-76 to +302°F) |
| IEC/CE | Gen: -45 to +150°C (-49 to +302°F) |

For more information see
 Technical Data Sheet TDS000006.
 For download on our website.
 Please see also page H62
 for more information.

Wide & Extreme Temperature - Liquidtight flexible metal conduit

Type LT6XE SST 316L - CE certified



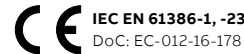
Type LT6XE SST 316L - Extreme Temperature

Stainless Steel 316L Extreme Temperature, CE compliant T&B Liquidtight Flexible Metallic Conduit provide excellent performance in extreme temperature and highly corrosive environments

Materials: Stainless steel 316L Core, Smooth PVC Jacket

Colour: Black (Standard)

Approvals



| Trade Size | | | Coil Length | | | | | | | | | Specifications | | | | |
|------------|-----|---------------|-----------------|-----|----|-------------|-----|-----|-------------|-------|-----|--------------------|------------------------------|--------------------------|----------------------------|-----|
| UL | CSA | ISO/ BS EN | Standard Carton | | | Small Reel | | | Bulk Reel | | | UL Bond Wire | ID Range (Nominal) | | Min. Inside Bend Radius | |
| Inch | mm | mm | Part No. | Ft | M | Part No. | Ft | M | Part No. | Ft | M | | Inch | mm | Inch | mm |
| 3/8 | 12 | 16 | LT6XES01B-C | 100 | 30 | LT6XES01B-K | 500 | 150 | LT6XES01B-L | 1,000 | 300 | No | 0.484 to 0.505 (0.493) | 12.3 to 12.8 (12.5) | 1.5 | 38 |
| 1/2 | 16 | 20 | LT6XES02B-C | 100 | 30 | LT6XES02B-K | 500 | 150 | LT6XES02B-L | 1,000 | 300 | No | 0.622 to 0.642 (0.632) | 15.8 to 16.3 (16.0) | 2.0 | 51 |
| 3/4 | 21 | 25 | LT6XES03B-C | 100 | 30 | LT6XES03B-K | 500 | 150 | LT6XES03B-L | 1,000 | 300 | No | 0.820 to 0.840 (0.830) | 20.8 to 21.3 (21.1) | 2.5 | 64 |
| 1 | 27 | 32 | LT6XES04B-C | 100 | 30 | LT6XES04B-J | 400 | 120 | --- | --- | --- | No | 1.041 to 1.066 (1.053) | 25.4 to 27.1 (26.8) | 3.0 | 76 |
| 1 1/4 | 35 | 40 | LT6XES05B-B | 50 | 15 | LT6XES05B-E | 200 | 60 | --- | --- | --- | No | 1.380 to 1.410 (1.395) | 35.1 to 35.8 (35.5) | 3.5 | 89 |
| 1 1/2 | 41 | 50 | LT6XES06B-B | 50 | 15 | LT6XES06B-D | 150 | 45 | --- | --- | --- | No | 1.575 to 1.600 (1.587) | 40.0 to 40.6 (40.3) | 4.5 | 114 |
| 2 | 53 | 63 | LT6XES07B-B | 50 | 15 | LT6XES07B-C | 100 | 30 | --- | --- | --- | No | No 2.020 to 2.045 (2.032) | 51.3 to 51.9 (51.6) | 5.5 | 140 |
| 2 1/2 | 63 | 70 | LT6XES08B-A | 25 | 8 | --- | --- | --- | --- | --- | --- | No | 2.480 to 2.505 (2.492) | 63.0 to 63.6 (63.3) | 8.0 | 203 |
| 3 | 78 | 80 | LT6XES09B-A | 25 | 8 | --- | --- | --- | --- | --- | --- | No | 3.070 to 3.100 (3.085) | 78.0 to 78.7 (78.4) | 10.0 | 254 |
| 4 | 103 | 100 | LT6XES11B-A | 25 | 8 | --- | --- | --- | --- | --- | --- | No | 4.000 to 4.040 (4.020) | 101.6 to 05.6 (102.1) | 12.0 | 305 |

System Ingress Ratings

| UL 50E "Tested" | |
|-------------------|-----------------------|
| Indoor | Type 4, 12, 13 |
| Outdoor | Type 3, 3R, 4 |
| CSA C22.2, No. 94 | Type 3, 3R, 4, 12, 13 |
| NEMA 250 | Type 3, 3R, 4, 12, 14 |
| IEC 60529 | IP66, IP67 |

System Temperature Ratings

| | |
|---------|------------------------------------|
| Gen | Dry: -60 to +150°C (-76 to +302°F) |
| | Oil: -20 to +70°C (-4 to +158°F) |
| | Wet: -20 to +60°C (-4 to +140°F) |
| IEC/CE: | Gen: -45 to +150°C (-49 to +302°F) |

For more information see
Technical Data Sheet TDS000088.
For download on our website.
Please see also page H62
for more information.

Wide & Extreme Temperature - Fittings and accessories

Series 5300-HT/ 5300SST6HT - High Temperature

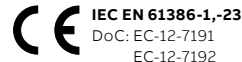
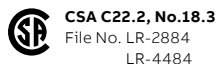
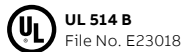


Series 5300-HT Liquidtight High Temp



Series 5300SST6HT High Temp

Approvals



| Fittings | | | | | | | | | | Accessories | | | |
|----------|--|--|--|--|--|--|--|--|--|-------------|--|--|--|
|----------|--|--|--|--|--|--|--|--|--|-------------|--|--|--|

| Trade Size | | Type | | Series 5300-HT "High Temp" | | | Series 5300SST6HT SST 316 "High Temp" | | | *Seal Gasket Part No. | Wire Mesh Grips Part No. | Conduit Support Part No. | **Lock Nuts SST Part No. | |
|------------|-----------|---------------------|------|-------------------------------|----------------------|-----------------|--|----------------------|-----------------|-----------------------------|--------------------------------|--------------------------------|-----------------------------------|---------|
| | | | | Insulated | | | Insulated | | | | | | | |
| UL Inch | CSA mm | ISO/ BS EN mm | Std. | Thread | Straight Part No. | 45° Part No. | 90° Part No. | Straight Part No. | 45° Part No. | 90° Part No. | | | | |
| 3/8 | 12 | 16 | NPT | 1/2" | 5331-HT | 5341-HT | 5351-HT | 5331SST6HT | 5341SST6HT | 5351SST6HT | 5261-HT | WMG-LT1 | P CLIP/16 | LNSS038 |
| | | | ISO | M16 | --- | --- | --- | 9360SST6HT | 9340SST6HT | 9350SST6HT | | | | LNSSM16 |
| | | | PG | 13.5 | --- | --- | --- | --- | --- | --- | | | | --- |
| 1/2 | 16 | 20 | NPT | 1/2" | 5332-HT | 5342-HT | 5352-HT | 5332SST6HT | 5342SST6HT | 5352SST6HT | 5262-HT | WMG-LT2 | P CLIP/20 | LNSS050 |
| | | | ISO | M20 | --- | --- | --- | 9362SST6HT | 9342SST6HT | 9352SST6HT | | | | LNSSM20 |
| | | | PG | 16 | --- | --- | --- | --- | --- | --- | | | | --- |
| 3/4 | 21 | 25 | NPT | 3/4" | 5333-HT | 5343-HT | 5353-HT | 5333SST6HT | 5343SST6HT | 5353SST6HT | 5263-HT | WMG-LT3 | P CLIP/25 | LNSS075 |
| | | | ISO | M25 | --- | --- | --- | 9363SST6HT | 9343SST6HT | 9353SST6HT | | | | LNSSM25 |
| | | | PG | 21 | --- | --- | --- | --- | --- | --- | | | | --- |
| 1 | 27 | 32 | NPT | 1" | 5334-HT | 5344-HT | 5354-HT | 5334SST6HT | 5344SST6HT | 5354SST6HT | 5264-HT | WMG-LT4 | P CLIP/32 | LNSS100 |
| | | | ISO | M32 | --- | --- | --- | 9364SST6HT | 9344SST6HT | 9354SST6HT | | | | LNSSM32 |
| | | | PG | 29 | --- | --- | --- | --- | --- | --- | | | | --- |
| 1 1/4 | 35 | 40 | NPT | 1 1/4" | 5335-HT | 5345-HT | 5355-HT | 5335SST6HT | 5345SST6HT | 5355SST6HT | 5265-HT | WMG-LT5 | P CLIP/40 | LNSS125 |
| | | | ISO | M40 | --- | --- | --- | 9365SST6HT | 9345SST6HT | 9355SST6HT | | | | LNSSM40 |
| | | | PG | 36 | --- | --- | --- | --- | --- | --- | | | | --- |
| 1 1/2 | 41 | 50 | NPT | 1 1/2" | 5336-HT | 5346-HT | 5356-HT | 5336SST6HT | 5346SST6HT | 5356SST6HT | 5266-HT | WMG-LT6 | P CLIP/50 | LNSS150 |
| | | | ISO | M50 | --- | --- | --- | 9366SST6HT | 9346SST6HT | 9356SST6HT | | | | LNSSM50 |
| | | | PG | 42 | --- | --- | --- | --- | --- | --- | | | | --- |
| 2 | 53 | 63 | NPT | 2" | 5337-HT | 5347-HT | 5357-HT | 5337SST6HT | 5347SST6HT | 5357SST6HT | 5267-HT | WMG-LT7 | P CLIP/63 | LNSS200 |
| | | | ISO | M63 | --- | --- | --- | 9367SST6HT | 9347SST6HT | 9357SST6HT | | | | LNSSM63 |
| | | | PG | 48 | --- | --- | --- | --- | --- | --- | | | | --- |
| 2 1/2 | 63 | 70 | NPT | 2 1/2" | 5338-HT | 5348-HT | 5358-HT | --- | --- | --- | 5268-HT | WMG-LT8 | P CLIP/75 | --- |
| | | | ISO | --- | --- | --- | --- | --- | --- | --- | | | | |
| | | | PG | --- | --- | --- | --- | --- | --- | --- | | | | |
| 3 | 78 | 80 | NPT | 3" | 5339-HT | 5349-HT | 5359-HT | --- | --- | --- | 5269-HT | WMG-LT9 | --- | --- |
| | | | ISO | --- | --- | --- | --- | --- | --- | --- | | | | |
| | | | PG | --- | --- | --- | --- | --- | --- | --- | | | | |
| 4 | 103 | 100 | NPT | 4" | 5340-HT | 5350-HT | 5360-HT | --- | --- | --- | 5270-HT | WMG-LT10 | --- | --- |
| | | | ISO | --- | --- | --- | --- | --- | --- | --- | | | | |
| | | | PG | --- | --- | --- | --- | --- | --- | --- | | | | |
| 5 | 129 | --- | NPT | 5" | 5385-HT | --- | --- | --- | --- | --- | --- | --- | --- | --- |
| | | | PG | --- | --- | --- | --- | --- | --- | --- | | | | |
| | | | ISO | --- | --- | --- | --- | --- | --- | --- | | | | |
| 6 | 155 | --- | NPT | 6" | 5386-HT | --- | --- | --- | --- | --- | --- | --- | --- | --- |
| | | | PG | --- | --- | --- | --- | --- | --- | --- | | | | |
| | | | ISO | --- | --- | --- | --- | --- | --- | --- | | | | |

*Seal gaskets required for Liquid and dust tight installations
 **Locknuts must be ordered separately for 5300-NB LT Fittings

Computer Blue & Application Specific - Liquidtight flexible metal conduit

Type LTBU Computer Blue - UL Listed



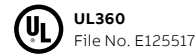
Type LTBU Computer Blue - UL Listed

Typically used in Computer rooms, Data centers and infrastructure where crush and impact resistance performance is required to protect vital power conductors and communication lines.

Materials: Galvanized Steel Core, Smooth PVC Jacket, with copper bonding wire from 3/8 to 1 1/4"

Colour: Blue (Standard), optional colours on request

Approvals



Conduit sizes 1/2" and up meets CSA Heavy duty requirements, when used with series 5200/5300 liquidtight fittings.

| Trade Size | | | Coil Length | | | | | | | | | | Specifications | | | |
|------------|-----|---------------|-----------------|-----|----|------------|-----|-----|------------|-------|-----|--------------|---------------------------|---------------------------|-------------------------|-----|
| UL | CSA | ISO/ BS EN | Standard Carton | | | Small Reel | | | Bulk Reel | | | | ID Range (Nominal) | | Min. Inside Bend Radius | |
| Inch | mm | mm | Part No. | Ft | M | Part No. | Ft | M | Part No. | Ft | M | UL Bond Wire | Inch | mm | Inch | mm |
| 3/8 | 12 | 16 | LTBUS01L-C | 100 | 30 | LTBUS01L-K | 500 | 150 | LTBUS01L-L | 1,000 | 300 | Yes | 0.484 to 0.505 (0.493) | 12.3 to 12.8 (12.5) | 2.0 | 51 |
| 1/2 | 16 | 20 | LTBUS02L-C | 100 | 30 | LTBUS02L-K | 500 | 150 | LTBUS02L-L | 1,000 | 300 | Yes | 0.622 to 0.642 (0.632) | 15.8 to 16.3 (16.0) | 3.0 | 76 |
| 3/4 | 21 | 25 | LTBUS03L-C | 100 | 30 | LTBUS03L-K | 500 | 150 | LTBUS03L-L | 1,000 | 300 | Yes | 0.820 to 0.840 (0.830) | 20.8 to 21.3 (21.1) | 4.2 | 107 |
| 1 | 27 | 32 | LTBUS04L-C | 100 | 30 | LTBUS04L-J | 400 | 120 | --- | --- | --- | Yes | 1.041 to 1.066 (1.053) | 25.4 to 27.1 (26.8) | 5.5 | 140 |
| 1 1/4 | 35 | 40 | LTBUS05L-B | 50 | 15 | LTBUS05L-E | 200 | 60 | --- | --- | --- | Yes | 1.380 to 1.410 (1.395) | 35.1 to 35.8 (35.5) | 7.0 | 178 |
| 1 1/2 | 41 | 50 | LTBUS06L-B | 50 | 15 | LTBUS06L-D | 150 | 45 | --- | --- | --- | No | 1.575 to 1.600 (1.587) | 40.0 to 40.6 (40.3) | 4.5 | 114 |
| 2 | 53 | 63 | LTBUS07L-B | 50 | 15 | LTBUS07L-C | 100 | 30 | --- | --- | --- | No | 2.020 to 2.045 (2.032) | 51.3 to 51.9 (51.6) | 6.0 | 152 |
| 2 1/2 | 63 | 70 | LTBUS08L-A | 25 | 8 | --- | --- | --- | --- | --- | --- | No | 2.480 to 2.505 (2.492) | 63.0 to 63.6 (63.3) | 8.0 | 203 |
| 3 | 78 | 80 | LTBUS09L-A | 25 | 8 | --- | --- | --- | --- | --- | --- | No | 3.070 to 3.100 (3.085) | 78.0 to 78.7 (78.4) | 10.0 | 254 |
| 4 | 103 | 100 | LTBUS11L-A | 25 | 8 | --- | --- | --- | --- | --- | --- | No | 4.000 to 4.040 (4.020) | 101.6 to 102.6 (102.1) | 12.0 | 305 |

System Ingress Ratings

| UL 50E "Listed" | |
|-------------------|-----------------------|
| Indoor | Type 4, 12, 13 |
| Outdoor | Type 3, 3R, 4 |
| CSA C22.2, No. 94 | Type 3, 3R, 4, 12, 13 |
| NEMA 250 | Type 3, 3R, 4, 12, 14 |
| IEC 60529 | IP66, IP67 |

CSA certified for Direct Burial Application.

System Temperature Ratings

| | |
|--------|-----------------------------------|
| UL | Dry: -30 to +80°C (-22 to +176°F) |
| | Oil: -30 to +70°C (-22 to +158°F) |
| | Wet: -30 to +60°C (-22 to +140°F) |
| CSA | Dry: -30 to +75°C (-22 to +167°F) |
| IEC/CE | Gen: -25 to +90°C (-13 to +194°F) |

For more information see Technical Data Sheet TDS000009. For download on our website. Please see also page H62 for more information.

Computer Blue & Application Specific- Liquidtight flexible metal conduit

Type LTBU Application Specific Colours - UL Listed



Type LTBU Red - UL Listed

Typically used in fire control, security and emergency circuits

Approvals



| Trade Size | | | Coil Length | | | | | Specifications | | | |
|------------|-----|---------------|-----------------|-----|----|-----------------|------------------------|------------------------|----------------------------|-----|--|
| UL | CSA | ISO/ BS EN | Standard Carton | | | UL Bond Wire | ID Range (Nominal) | | Min. Inside Bend Radius | | |
| Inch | mm | mm | Part No. | Ft | M | | Inch | mm | Inch | mm | |
| 3/8 | 12 | 16 | LTBUS01R-C | 100 | 30 | Yes | 0.484 to 0.505 (0.493) | 12.3 to 12.8 (12.5) | 2.0 | 51 | |
| 1/2 | 16 | 20 | LTBUS02R-C | 100 | 30 | Yes | 0.622 to 0.642 (0.632) | 15.8 to 16.3 (16.0) | 3.0 | 76 | |
| 3/4 | 21 | 25 | LTBUS03R-C | 100 | 30 | Yes | 0.820 to 0.840 (0.830) | 20.8 to 21.3 (21.1) | 4.2 | 107 | |
| 1 | 27 | 32 | LTBUS04R-C | 100 | 30 | Yes | 1.041 to 1.066 (1.053) | 25.4 to 27.1 (26.8) | 5.5 | 140 | |
| 1 1/4 | 35 | 40 | LTBUS05R-B | 50 | 15 | Yes | 1.380 to 1.410 (1.395) | 35.1 to 35.8 (35.5) | 7.0 | 178 | |
| 1 1/2 | 41 | 50 | LTBUS06R-B | 50 | 15 | No | 1.575 to 1.600 (1.587) | 40.0 to 40.6 (40.3) | 4.5 | 114 | |
| 2 | 53 | 63 | LTBUS07R-B | 50 | 15 | No | 2.020 to 2.045 (2.032) | 51.3 to 51.9 (51.6) | 6.0 | 152 | |
| 2 1/2 | 63 | 70 | LTBUS08R-A | 25 | 8 | No | 2.480 to 2.505 (2.492) | 63.0 to 63.6 (63.3) | 8.0 | 203 | |
| 3 | 78 | 80 | LTBUS09R-A | 25 | 8 | No | 3.070 to 3.100 (3.085) | 78.0 to 78.7 (78.4) | 10.0 | 254 | |
| 4 | 103 | 100 | LTBUS11R-A | 25 | 8 | No | 4.000 to 4.040 (4.020) | 101.6 to 102.6 (102.1) | 12.0 | 305 | |



Type LTBU Yellow - UL Listed

Typically used in high voltage circuit, special equipment & caution areas

Approvals



| Trade Size | | | Coil Length | | | | | Specifications | | | |
|------------|-----|---------------|-----------------|-----|----|-----------------|------------------------|------------------------|----------------------------|-----|--|
| UL | CSA | ISO/ BS EN | Standard Carton | | | UL Bond Wire | ID Range (Nominal) | | Min. Inside Bend Radius | | |
| Inch | mm | mm | Part No. | Ft | M | | Inch | mm | Inch | mm | |
| 3/8 | 12 | 16 | LTBUS01Y-C | 100 | 30 | Yes | 0.484 to 0.505 (0.493) | 12.3 to 12.8 (12.5) | 2.0 | 51 | |
| 1/2 | 16 | 20 | LTBUS02Y-C | 100 | 30 | Yes | 0.622 to 0.642 (0.632) | 15.8 to 16.3 (16.0) | 3.0 | 76 | |
| 3/4 | 21 | 25 | LTBUS03Y-C | 100 | 30 | Yes | 0.820 to 0.840 (0.830) | 20.8 to 21.3 (21.1) | 4.2 | 107 | |
| 1 | 27 | 32 | LTBUS04Y-C | 100 | 30 | Yes | 1.041 to 1.066 (1.053) | 25.4 to 27.1 (26.8) | 5.5 | 140 | |
| 1 1/4 | 35 | 40 | LTBUS05Y-B | 50 | 15 | Yes | 1.380 to 1.410 (1.395) | 35.1 to 35.8 (35.5) | 7.0 | 178 | |
| 1 1/2 | 41 | 50 | LTBUS06Y-B | 50 | 15 | No | 1.575 to 1.600 (1.587) | 40.0 to 40.6 (40.3) | 4.5 | 114 | |
| 2 | 53 | 63 | LTBUS07Y-B | 50 | 15 | No | 2.020 to 2.045 (2.032) | 51.3 to 51.9 (51.6) | 6.0 | 152 | |
| 2 1/2 | 63 | 70 | LTBUS08Y-A | 25 | 8 | No | 2.480 to 2.505 (2.492) | 63.0 to 63.6 (63.3) | 8.0 | 203 | |
| 3 | 78 | 80 | LTBUS09Y-A | 25 | 8 | No | 3.070 to 3.100 (3.085) | 78.0 to 78.7 (78.4) | 10.0 | 254 | |
| 4 | 103 | 100 | LTBUS11Y-A | 25 | 8 | No | 4.000 to 4.040 (4.020) | 101.6 to 102.6 (102.1) | 12.0 | 305 | |

System Ingress Ratings

| UL 50E Listed | |
|-------------------|-----------------------|
| Indoor | Type 4, 12, 13 |
| Outdoor | Type 3, 3R, 4 |
| CSA C22.2, No. 94 | Type 3, 3R, 4, 12, 13 |
| NEMA 250 | Type 3, 3R, 4, 12, 14 |
| IEC 60529 | IP66, IP67 |

System Temperature Ratings

| | |
|--------|-----------------------------------|
| UL | Dry: -30 to +80°C (-22 to +176°F) |
| | Oil: -30 to +70°C (-22 to +158°F) |
| | Wet: -30 to +60°C (-22 to +140°F) |
| CSA | Dry: -30 to +75°C (-22 to +167°F) |
| IEC/CE | Gen: -25 to +90°C (-13 to +194°F) |

For more information see
Technical Data Sheet TDS000009.
For download on our website.
Please see also page H72
for more information.

Computer Blue & Application Specific - Liquidtight flexible metal conduit

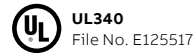
Type LTBU Application Specific Colours - UL Listed



Type LTBU Green - UL Listed

Typically used in critical care infrastructure in Hospitals and Health Care facilities, critical circuits

Approvals



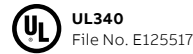
| Trade Size | | | Coil Length | | | | Specifications | | | |
|------------|-----|---------------|-----------------|-----|----|-----------------|------------------------|------------------------|----------------------------|-----|
| UL | CSA | ISO/ BS EN | Standard Carton | | | UL Bond Wire | ID Range (Nominal) | | Min. Inside Bend Radius | |
| Inch | mm | mm | Part No. | Ft | M | | Inch | mm | Inch | mm |
| 3/8 | 12 | 16 | LTBUS01N-C | 100 | 30 | Yes | 0.484 to 0.505 (0.493) | 12.3 to 12.8 (12.5) | 2.0 | 51 |
| 1/2 | 16 | 20 | LTBUS02N-C | 100 | 30 | Yes | 0.622 to 0.642 (0.632) | 15.8 to 16.3 (16.0) | 3.0 | 76 |
| 3/4 | 21 | 25 | LTBUS03N-C | 100 | 30 | Yes | 0.820 to 0.840 (0.830) | 20.8 to 21.3 (21.1) | 4.2 | 107 |
| 1 | 27 | 32 | LTBUS04N-C | 100 | 30 | Yes | 1.041 to 1.066 (1.053) | 25.4 to 27.1 (26.8) | 5.5 | 140 |
| 1 1/4 | 35 | 40 | LTBUS05N-B | 50 | 15 | Yes | 1.380 to 1.410 (1.395) | 35.1 to 35.8 (35.5) | 7.0 | 178 |
| 1 1/2 | 41 | 50 | LTBUS06N-B | 50 | 15 | No | 1.575 to 1.600 (1.587) | 40.0 to 40.6 (40.3) | 4.5 | 114 |
| 2 | 53 | 63 | LTBUS07N-B | 50 | 15 | No | 2.020 to 2.045 (2.032) | 51.3 to 51.9 (51.6) | 6.0 | 152 |
| 2 1/2 | 63 | 70 | LTBUS08N-A | 25 | 8 | No | 2.480 to 2.505 (2.492) | 63.0 to 63.6 (63.3) | 8.0 | 203 |
| 3 | 78 | 80 | LTBUS09N-A | 25 | 8 | No | 3.070 to 3.100 (3.085) | 78.0 to 78.7 (78.4) | 10.0 | 254 |
| 4 | 103 | 100 | LTBUS11N-A | 25 | 8 | No | 4.000 to 4.040 (4.020) | 101.6 to 102.6 (102.1) | 12.0 | 305 |



Type LTBU Orange - UL Listed

Typically used on construction equipment, fiber optic circuits

Approvals



| Trade Size | | | Coil Length | | | | Specifications | | | |
|------------|-----|---------------|-----------------|-----|----|-----------------|------------------------|------------------------|----------------------------|-----|
| UL | CSA | ISO/ BS EN | Standard Carton | | | UL Bond Wire | ID Range (Nominal) | | Min. Inside Bend Radius | |
| Inch | mm | mm | Part No. | Ft | M | | Inch | mm | Inch | mm |
| 3/8 | 12 | 16 | LTBUS01E-C | 100 | 30 | Yes | 0.484 to 0.505 (0.493) | 12.3 to 12.8 (12.5) | 2.0 | 51 |
| 1/2 | 16 | 20 | LTBUS02E-C | 100 | 30 | Yes | 0.622 to 0.642 (0.632) | 15.8 to 16.3 (16.0) | 3.0 | 76 |
| 3/4 | 21 | 25 | LTBUS03E-C | 100 | 30 | Yes | 0.820 to 0.840 (0.830) | 20.8 to 21.3 (21.1) | 4.2 | 107 |
| 1 | 27 | 32 | LTBUS04E-C | 100 | 30 | Yes | 1.041 to 1.066 (1.053) | 25.4 to 27.1 (26.8) | 5.5 | 140 |
| 1 1/4 | 35 | 40 | LTBUS05E-B | 50 | 15 | Yes | 1.380 to 1.410 (1.395) | 35.1 to 35.8 (35.5) | 7.0 | 178 |
| 1 1/2 | 41 | 50 | LTBUS06E-B | 50 | 15 | No | 1.575 to 1.600 (1.587) | 40.0 to 40.6 (40.3) | 4.5 | 114 |
| 2 | 53 | 63 | LTBUS07E-B | 50 | 15 | No | 2.020 to 2.045 (2.032) | 51.3 to 51.9 (51.6) | 6.0 | 152 |
| 2 1/2 | 63 | 70 | LTBUS08E-A | 25 | 8 | No | 2.480 to 2.505 (2.492) | 63.0 to 63.6 (63.3) | 8.0 | 203 |
| 3 | 78 | 80 | LTBUS09E-A | 25 | 8 | No | 3.070 to 3.100 (3.085) | 78.0 to 78.7 (78.4) | 10.0 | 254 |
| 4 | 103 | 100 | LTBUS11E-A | 25 | 8 | No | 4.000 to 4.040 (4.020) | 101.6 to 102.6 (102.1) | 12.0 | 305 |

System Ingress Ratings

UL 50E Listed

| | |
|-------------------|-----------------------|
| Indoor | Type 4, 12, 13 |
| Outdoor | Type 3, 3R, 4 |
| CSA C22.2, No. 94 | Type 3, 3R, 4, 12, 13 |
| NEMA 250 | Type 3, 3R, 4, 12, 14 |
| IEC 60529 | IP66, IP67 |

System Temperature Ratings

| | |
|--------|-----------------------------------|
| UL | Dry: -30 to +80°C (-22 to +176°F) |
| | Oil: -30 to +70°C (-22 to +158°F) |
| | Wet: -30 to +60°C (-22 to +140°F) |
| CSA | Dry: -30 to +75°C (-22 to +167°F) |
| IEC/CE | Gen: -25 to +90°C (-13 to +194°F) |

For more information see
Technical Data Sheet TDS000009.
For download on our website.
Please see also page H62
for more information.

Computer Blue & Application Specific - Fittings and accessories

Series 5300 Steel and nickel plated brass



Series 5300 Steel Liquidtight



Series 5300-NB Nickel Plated Brass Liquidtight

Approvals



Series 5200/5300 Steel Fittings - Trade sizes 1/2" to 4" meets CSA Heavy Duty requirements.

| Fittings | | | | | | | | | | | Accessories | | | | | | | |
|------------|--------|--------------|------|-----------|-------------------|--------------|--------------|-------------------|--------------|--------------------------|-------------------------------|--------------------------|--|--------------|--|--|--|--|
| | | | | | | | | | | | Series 5300 Steel Liquidtight | | Series 5300-NB Nickel Plated Brass Liquidtight | | | | | |
| | | | | | | | | | | | Insulated | | Insulated | | | | | |
| Trade Size | Type | | | Insulated | | | Insulated | | | *Sealing Gasket Part No. | Wire Mesh Grips Part No. | Conduit Support Part No. | Lock Nuts ** NPB Part No. | | | | | |
| UL Inch | CSA mm | ISO/BS EN mm | Std. | Thread | Straight Part No. | 45° Part No. | 90° Part No. | Straight Part No. | 45° Part No. | | | | | 90° Part No. | | | | |
| 3/8 | 12 | 16 | NPT | 1/2" | 5331 | 5341 | 5351 | 5331-NB | 5341-NB | 5351-NB | 5261 | WMG-LT1 | P CLIP/16 | LNB038 | | | | |
| | | | ISO | M16 | 9360 | 9340 | 9350 | 9330-NB | 9340-NB | 9350-NB | | | | LNBM16 | | | | |
| | | | PG | 13.5 | 7362 | 7342 | 7352 | --- | --- | --- | | | | --- | | | | |
| 1/2 | 16 | 20 | NPT | 1/2" | 5332 | 5342 | 5352 | 5332-NB | 5342-NB | 5352-NB | 5262 | WMG-LT2 | P CLIP/20 | LNB050 | | | | |
| | | | ISO | M20 | 9362 | 9342 | 9352TB | 9332-NB | 9342-NB | 9352-NB | | | | LNBM20 | | | | |
| | | | PG | 16 | 7363 | 7343 | 7353 | --- | --- | --- | | | | --- | | | | |
| 3/4 | 21 | 25 | NPT | 3/4" | 5333 | 5343 | 5353 | 5333-NB | 5343-NB | 5353-NB | 5263 | WMG-LT3 | P CLIP/25 | LNB075 | | | | |
| | | | ISO | M25 | 9363 | 9343TB | 9353TB | 9333-NB | 9343-NB | 9353-NB | | | | LNBM25 | | | | |
| | | | PG | 21 | 7364 | 7344-TB | 7354 | --- | --- | --- | | | | --- | | | | |
| 1 | 27 | 32 | NPT | 1" | 5334 | 5344 | 5354 | 5334-NB | 5344-NB | 5354-NB | 5264 | WMG-LT4 | P CLIP/32 | LNB100 | | | | |
| | | | ISO | M32 | 9364 | 9344 | 9354TB | 9334-NB | 9344-NB | 9354-NB | | | | LNBM32 | | | | |
| | | | PG | 29 | 7365 | 7345 | 7355 | --- | --- | --- | | | | --- | | | | |
| 1 1/4 | 35 | 40 | NPT | 1 1/4" | 5335 | 5345 | 5355 | 5335-NB | 5345-NB | 5355-NB | 5265 | WMG-LT5 | P CLIP/40 | LNB125 | | | | |
| | | | ISO | M40 | 9365 | 9345 | 9355 | 9335-NB | 9345-NB | 9355-NB | | | | LNBM40 | | | | |
| | | | PG | 36 | 7366 | 7346 | 7356 | --- | --- | --- | | | | --- | | | | |
| 1 1/2 | 41 | 50 | NPT | 1 1/2" | 5336 | 5346 | 5356 | 5336-NB | 5346-NB | 5356-NB | 5266 | WMG-LT6 | P CLIP/50 | LNB150 | | | | |
| | | | ISO | M50 | 9366 | 9346 | 9356 | 9336-NB | 9346-NB | 9356-NB | | | | LNBM50 | | | | |
| | | | PG | 42 | 7367 | 7347 | 7357 | --- | --- | --- | | | | --- | | | | |
| 2 | 53 | 63 | NPT | 2" | 5337 | 5347 | 5357 | 5337-NB | 5347-NB | 5357-NB | 5267 | WMG-LT7 | P CLIP/63 | LNB200 | | | | |
| | | | ISO | M63 | 9367 | 9347 | 9357 | 9337-NB | 9347-NB | 9357-NB | | | | LNBM63 | | | | |
| | | | PG | 48 | 7368 | 7348-TB | 7358 | --- | --- | --- | | | | --- | | | | |
| 2 1/2 | 63 | 70 | NPT | 2 1/2" | 5338 | 5348 | 5358 | 5338-NB | --- | --- | 5268 | WMG-LT8 | P CLIP/75 | --- | | | | |
| | | | ISO | --- | --- | --- | --- | --- | --- | --- | | | | --- | | | | |
| | | | PG | --- | --- | --- | --- | --- | --- | --- | | | | --- | | | | |
| 3 | 78 | 80 | NPT | 3" | 5339 | 5349 | 5359 | 5339-NB | --- | --- | 5269 | WMG-LT9 | --- | --- | | | | |
| | | | ISO | --- | --- | --- | --- | --- | --- | --- | | | | --- | | | | |
| | | | PG | --- | --- | --- | --- | --- | --- | --- | | | | --- | | | | |
| 4 | 103 | 100 | NPT | 4" | 5340 | 5350 | 5360 | 5340-NB | --- | --- | 5270 | WMG-LT10 | --- | --- | | | | |
| | | | ISO | --- | --- | --- | --- | --- | --- | --- | | | | --- | | | | |
| | | | PG | --- | --- | --- | --- | --- | --- | --- | | | | --- | | | | |

*Seal gaskets required for liquid and dust tight installations
 **Locknuts must be ordered separately for 5300-NB LT Fittings

Halogen Free - Liquidtight flexible metal conduit

Type LTZU - UL listed



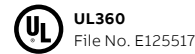
Type LTZU - Halogen Free

Halogen Free T&B Liquidtight Flexible Metal Conduit are designed for application where safety concerns exist regarding a materials reaction in a fire situation.

Materials: Galvanized Steel Core, Smooth TPU Jacket, with copper bonding wire from 3/8 to 1-1/4"

Colour: Black (Standard)

Approvals



Conduit sizes 1/2" and up meets CSA Heavy duty requirements, when used with series 5200/5300 liquidtight fittings.

| Trade Size | | | Coil Length | | | | | | | | | Specifications | | | | |
|------------|-----|---------------|-----------------|-----|----|------------|-----|-----|------------|-------|-----|--------------------|---------------------------|---------------------------|----------------------------|-----|
| UL | CSA | ISO/ BS EN | Standard Carton | | | Small Reel | | | Bulk Reel | | | UL Bond Wire | ID Range (Nominal) | | Min. Inside Bend Radius | |
| Inch | mm | mm | Part No. | Ft | M | Part No. | Ft | M | Part No. | Ft | M | | Inch | mm | Inch | mm |
| 3/8 | 12 | 16 | LTZUS01B-C | 100 | 30 | LTZUS01B-K | 500 | 150 | LTZUS01B-L | 1,000 | 300 | Yes | 0.484 to 0.505 (0.493) | 12.3 to 12.8 (12.5) | 2.0 | 51 |
| 1/2 | 16 | 20 | LTZUS02B-C | 100 | 30 | LTZUS02B-K | 500 | 150 | LTZUS02B-L | 1,000 | 300 | Yes | 0.622 to 0.642 (0.632) | 15.8 to 16.3 (16.0) | 3.0 | 76 |
| 3/4 | 21 | 25 | LTZUS03B-C | 100 | 30 | LTZUS03B-K | 500 | 150 | LTZUS03B-L | 1,000 | 300 | Yes | 0.820 to 0.840 (0.830) | 20.8 to 21.3 (21.1) | 4.2 | 107 |
| 1 | 27 | 32 | LTZUS04B-C | 100 | 30 | LTZUS04B-J | 400 | 120 | --- | --- | --- | Yes | 1.041 to 1.066 (1.053) | 25.4 to 27.1 (26.8) | 5.5 | 140 |
| 1 1/4 | 35 | 40 | LTZUS05B-B | 50 | 15 | LTZUS05B-E | 200 | 60 | --- | --- | --- | Yes | 1.380 to 1.410 (1.395) | 35.1 to 35.8 (35.5) | 7.0 | 178 |
| 1 1/2 | 41 | 50 | LTZUS06B-B | 50 | 15 | LTZUS06B-D | 150 | 45 | --- | --- | --- | No | 1.575 to 1.600 (1.587) | 40.0 to 40.6 (40.3) | 4.5 | 114 |
| 2 | 53 | 63 | LTZUS07B-B | 50 | 15 | LTZUS07B-C | 100 | 30 | --- | --- | --- | No | 2.020 to 2.045 (2.032) | 51.3 to 51.9 (51.6) | 6.0 | 152 |
| 2 1/2 | 63 | 70 | LTZUS08B-A | 25 | 8 | LTZUS08B-G | 275 | 80 | --- | --- | --- | No | 2.480 to 2.505 (2.492) | 63.0 to 63.6 (63.3) | 8.0 | 203 |
| 3 | 78 | 80 | LTZUS09B-A | 25 | 8 | LTZUS09B-P | 175 | 50 | --- | --- | --- | No | 3.070 to 3.100 (3.085) | 78.0 to 78.7 (78.4) | 10.0 | 254 |
| 4 | 103 | 100 | LTZUS11B-A | 25 | 8 | LTZUS11B-C | 100 | 30 | --- | --- | --- | No | 4.000 to 4.040 (4.020) | 101.6 to 102.6 (102.1) | 12.0 | 305 |

System Ingress Ratings

| UL 50E "Listed" | |
|-------------------|-----------------------|
| Indoor | Type 4, 12, 13 |
| Outdoor | Type 3, 3R, 4 |
| CSA C22.2, No. 94 | Type 3, 3R, 4, 12, 13 |
| NEMA 250 | Type 3, 3R, 4, 12, 14 |
| IEC 60529 | IP66, IP67 |

System Temperature Ratings

| | |
|--------|-----------------------------------|
| UL | Dry: -40 to +80°C (-40 to +176°F) |
| | Oil: -40 to +70°C (-40 to +158°F) |
| | Wet: -40 to +60°C (-40 to +140°F) |
| CSA | Dry: -30 to +60°C (-40 to +140°F) |
| | Oil: -40 to +60°C (-40 to +140°F) |
| | Wet: -40 to +60°C (-40 to +140°F) |
| IEC/CE | Gen: -45 to +90°C (-49 to +194°F) |

For more information see Technical Data Sheet TDS000010. For download on our website. Please see also page H62 for more information.

Halogen Free - Liquidtight flexible metal conduit

Type LTZE - CE certified




Type LTZE - Halogen Free

Halogen Free T&B Liquidtight Flexible Metal Conduit are designed for application where safety concerns exist regarding a materials reaction in a fire situation

Materials: Galvanized Steel Core, Smooth TPU Jacket

Colour: Black (Standard)

Approvals

 IEC EN 61386-1, -23
DoC: EC-012-16-169



| Trade Size | | | Coil Length | | | | | | | | | Specifications | | | | |
|------------|-----|---------------|-----------------|-----|----|------------|-----|-----|------------|-------|-----|--------------------|---------------------------|---------------------------|----------------------------|-----|
| UL | CSA | ISO/ BS EN | Standard Carton | | | Small Reel | | | Bulk Reel | | | UL Bond Wire | ID Range (Nominal) | | Min. Inside Bend Radius | |
| Inch | mm | mm | Part No. | Ft | M | Part No. | Ft | M | Part No. | Ft | M | | Inch | mm | Inch | mm |
| 3/8 | 12 | 16 | LTZES01B-C | 100 | 30 | LTZES01B-K | 500 | 150 | LTZES01B-L | 1,000 | 300 | No | 0.484 to 0.505 (0.493) | 12.3 to 12.8 (12.5) | 1.5 | 38 |
| 1/2 | 16 | 20 | LTZES02B-C | 100 | 30 | LTZES02B-K | 500 | 150 | LTZES02B-L | 1,000 | 300 | No | 0.622 to 0.642 (0.632) | 15.8 to 16.3 (16.0) | 2.0 | 51 |
| 3/4 | 21 | 25 | LTZES03B-C | 100 | 30 | LTZES03B-K | 500 | 150 | LTZES03B-L | 1,000 | 300 | No | 0.820 to 0.840 (0.830) | 20.8 to 21.3 (21.1) | 2.5 | 64 |
| 1 | 27 | 32 | LTZES04B-C | 100 | 30 | LTZES04B-J | 400 | 120 | --- | --- | --- | No | 1.041 to 1.066 (1.053) | 25.4 to 27.1 (26.8) | 3.0 | 76 |
| 1 1/4 | 35 | 40 | LTZES05B-B | 50 | 15 | LTZES05B-E | 200 | 60 | --- | --- | --- | No | 1.380 to 1.410 (1.395) | 35.1 to 35.8 (35.5) | 3.5 | 89 |
| 1 1/2 | 41 | 50 | LTZES06B-B | 50 | 15 | LTZES06B-D | 150 | 45 | --- | --- | --- | No | 1.575 to 1.600 (1.587) | 40.0 to 40.6 (40.3) | 4.5 | 114 |
| 2 | 53 | 63 | LTZES07B-B | 50 | 15 | LTZES07B-C | 100 | 30 | --- | --- | --- | No | 2.020 to 2.045 (2.032) | 51.3 to 51.9 (51.6) | 5.5 | 140 |
| 2 1/2 | 63 | 70 | LTZES08B-A | 25 | 8 | LTZES08B-G | 275 | 80 | --- | --- | --- | No | 2.480 to 2.505 (2.492) | 63.0 to 63.6 (63.3) | 8.0 | 203 |
| 3 | 78 | 80 | LTZES09B-A | 25 | 8 | LTZES09B-P | 175 | 50 | --- | --- | --- | No | 3.070 to 3.100 (3.085) | 78.0 to 78.7 (78.4) | 10.0 | 254 |
| 4 | 103 | 100 | LTZES11B-A | 25 | 8 | LTZES11B-C | 100 | 30 | --- | --- | --- | No | 4.000 to 4.040 (4.020) | 101.6 to 102.6 (102.1) | 12.0 | 305 |
| 5 | 129 | --- | LTZES12B-A | 25 | 8 | --- | --- | --- | --- | --- | --- | No | 3.070 to 3.100 (3.085) | 78.0 to 78.7 (78.4) | 17.5 | 445 |
| 6 | 155 | --- | LTZES13B-A | 25 | 8 | --- | --- | --- | --- | --- | --- | No | 4.000 to 4.040 (4.020) | 101.6 to 102.6 (102.1) | 22.5 | 572 |

System Ingress Ratings

| UL 50E "Tested" | |
|-------------------|-----------------------|
| Indoor | Type 4, 12, 13 |
| Outdoor | Type 3, 3R, 4 |
| CSA C22.2, No. 94 | Type 3, 3R, 4, 12, 13 |
| NEMA 250 | Type 3, 3R, 4, 12, 14 |
| IEC 60529 | IP66, IP67 |

System Temperature Ratings

| | |
|---------|-----------------------------------|
| Gen | Dry: -40 to +80°C (-40 to +176°F) |
| | Oil: -40 to +70°C (-40 to +158°F) |
| | Wet: -40 to +60°C (-40 to +140°F) |
| IEC/CE: | Gen: -45 to +90°C (+49 to +194°F) |

For more information see
Technical Data Sheet TDS000011.
For download on our website.
Please see also page H62
for more information.

Halogen Free - Liquidtight flexible metal conduit

Type LTLE Aluminum - CE certified



Type LTLE Aluminum - CE Certified

Aluminum Halogen Free, CE Certified, T&B Liquidtight Flexible Metallic Conduit are designed for applications with light weight requirements where safety concerns exist rearing a materials reaction in a fire situation

Materials: Aluminum Core, Smooth TPU Jacket

Colour: Gray (Standard), Black (Optional)

Approvals



| Trade Size | | | Coil Length | | | | | | | | | Specifications | | | | |
|------------|-----|---------------|-----------------|-----|----|------------|-----|-----|------------|-------|-----|--------------------|---------------------------|---------------------------|----------------------------|-----|
| UL | CSA | ISO/ BS EN | Standard Carton | | | Small Reel | | | Bulk Reel | | | UL Bond Wire | ID Range (Nominal) | | Min. Inside Bend Radius | |
| Inch | mm | mm | Part No. | Ft | M | Part No. | Ft | M | Part No. | Ft | M | | Inch | mm | Inch | mm |
| 3/8 | 12 | 16 | LTLES01G-C | 100 | 30 | LTLES01G-K | 500 | 150 | LTLES01G-L | 1,000 | 300 | No | 0.484 to 0.505 (0.493) | 12.3 to 12.8 (12.5) | 1.5 | 38 |
| 1/2 | 16 | 20 | LTLES02G-C | 100 | 30 | LTLES02G-K | 500 | 150 | LTLES02G-L | 1,000 | 300 | No | 0.622 to 0.642 (0.632) | 15.8 to 16.3 (16.0) | 2.0 | 51 |
| 3/4 | 21 | 25 | LTLES03G-C | 100 | 30 | LTLES03G-K | 500 | 150 | LTLES03G-L | 1,000 | 300 | No | 0.820 to 0.840 (0.830) | 20.8 to 21.3 (21.1) | 2.5 | 64 |
| 1 | 27 | 32 | LTLES04G-C | 100 | 30 | LTLES04G-J | 400 | 120 | --- | --- | --- | No | 1.041 to 1.066 (1.053) | 25.4 to 27.1 (26.8) | 3.0 | 76 |
| 1 1/4 | 35 | 40 | LTLES05G-B | 50 | 15 | LTLES05G-E | 200 | 60 | --- | --- | --- | No | 1.380 to 1.410 (1.395) | 35.1 to 35.8 (35.5) | 3.5 | 89 |
| 1 1/2 | 41 | 50 | LTLES06G-B | 50 | 15 | LTLES06G-D | 150 | 45 | --- | --- | --- | No | 1.575 to 1.600 (1.587) | 40.0 to 40.6 (40.3) | 4.5 | 114 |
| 2 | 53 | 63 | LTLES07G-B | 50 | 15 | LTLES07G-C | 100 | 30 | --- | --- | --- | No | 2.020 to 2.045 (2.032) | 51.3 to 51.9 (51.6) | 5.5 | 140 |
| 2 1/2 | 63 | 70 | LTLES08G-A | 25 | 8 | LTLES08G-G | 275 | 80 | --- | --- | --- | No | 2.480 to 2.505 (2.492) | 63.0 to 63.6 (63.3) | 8.0 | 203 |
| 3 | 78 | 80 | LTLES09G-A | 25 | 8 | LTLES09G-P | 175 | 50 | --- | --- | --- | No | 3.070 to 3.100 (3.085) | 78.0 to 78.7 (78.4) | 10.0 | 254 |
| 4 | 103 | 100 | LTLES11G-A | 25 | 8 | LTLES11B-C | 100 | 30 | --- | --- | --- | No | 4.000 to 4.040 (4.020) | 101.6 to 102.6 (102.1) | 12.0 | 305 |

System Ingress Ratings

| UL 50E "Tested" | |
|-------------------|-----------------------|
| Indoor | Type 4, 12, 13 |
| Outdoor | Type 3, 3R, 4 |
| CSA C22.2, No. 94 | Type 3, 3R, 4, 12, 13 |
| NEMA 250 | Type 3, 3R, 4, 12, 14 |
| IEC 60529 | IP66, IP67 |

System Temperature Ratings

| | |
|---------|-----------------------------------|
| Gen | Dry: -40 to +80°C (-40 to +176°F) |
| | Oil: -40 to +70°C (-40 to +158°F) |
| | Wet: -40 to +60°C (-40 to +140°F) |
| IEC/CE: | Gen: -45 to +90°C (+49 to +194°F) |

For more information see Technical Data Sheet TDS000012. For download on our website. Please see also page H62 for more information.

Wide & Extreme Temperature - Fittings and accessories

Series 5300-HT/ 5300SST6HT - High Temperature

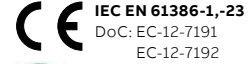
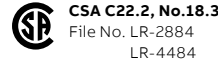
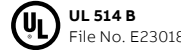


Series 5300-HT Liquidtight High Temp



Series 5300SST6HT High Temp

Approvals



| Fittings | | | | | | | | | | | | | Accessories | | | |
|----------------------------|--------|--------------|-------------|-------------------|--------------|--------------|-------------------|--------------|--------------|--------------|-----------------|-----------------|---------------------------------------|--|--|--|
| Series 5300-HT "High Temp" | | | | | | | | | | | | | Series 5300SST6HT SST 316 "High Temp" | | | |
| Trade Size | | Type | | Insulated | | | Insulated | | | *Seal Gasket | Wire Mesh Grips | Conduit Support | **Lock Nuts SST | | | |
| UL Inch | CSA mm | ISO/BS EN mm | Std. Thread | Straight Part No. | 45° Part No. | 90° Part No. | Straight Part No. | 45° Part No. | 90° Part No. | Part No. | Part No. | Part No. | Part No. | | | |
| 3/8 | 12 | 16 | NPT 1/2" | 5331-HT | 5341-HT | 5351-HT | 5331SST6HT | 5341SST6HT | 5351SST6HT | 5261-HT | WMG-LT1 | P CLIP/16 | LNSS038 | | | |
| | | | ISO M16 | --- | --- | --- | 9360SST6HT | 9340SST6HT | 9350SST6HT | --- | --- | --- | LNSSM16 | | | |
| | | | PG 13.5 | --- | --- | --- | --- | --- | --- | --- | --- | --- | --- | | | |
| 1/2 | 16 | 20 | NPT 1/2" | 5332-HT | 5342-HT | 5352-HT | 5332SST6HT | 5342SST6HT | 5352SST6HT | 5262-HT | WMG-LT2 | P CLIP/20 | LNSS050 | | | |
| | | | ISO M20 | --- | --- | --- | 9362SST6HT | 9342SST6HT | 9352SST6HT | --- | --- | --- | LNSSM20 | | | |
| | | | PG 16 | --- | --- | --- | --- | --- | --- | --- | --- | --- | --- | | | |
| 3/4 | 21 | 25 | NPT 3/4" | 5333-HT | 5343-HT | 5353-HT | 5333SST6HT | 5343SST6HT | 5353SST6HT | 5263-HT | WMG-LT3 | P CLIP/25 | LNSS075 | | | |
| | | | ISO M25 | --- | --- | --- | 9363SST6HT | 9343SST6HT | 9353SST6HT | --- | --- | --- | LNSSM25 | | | |
| | | | PG 21 | --- | --- | --- | --- | --- | --- | --- | --- | --- | --- | | | |
| 1 | 27 | 32 | NPT 1" | 5334-HT | 5344-HT | 5354-HT | 5334SST6HT | 5344SST6HT | 5354SST6HT | 5264-HT | WMG-LT4 | P CLIP/32 | LNSS100 | | | |
| | | | ISO M32 | --- | --- | --- | 9364SST6HT | 9344SST6HT | 9354SST6HT | --- | --- | --- | LNSSM32 | | | |
| | | | PG 29 | --- | --- | --- | --- | --- | --- | --- | --- | --- | --- | | | |
| 1 1/4 | 35 | 40 | NPT 1 1/4" | 5335-HT | 5345-HT | 5355-HT | 5335SST6HT | 5345SST6HT | 5355SST6HT | 5265-HT | WMG-LT5 | P CLIP/40 | LNSS125 | | | |
| | | | ISO M40 | --- | --- | --- | 9365SST6HT | 9345SST6HT | 9355SST6HT | --- | --- | --- | LNSSM40 | | | |
| | | | PG 36 | --- | --- | --- | --- | --- | --- | --- | --- | --- | --- | | | |
| 1 1/2 | 41 | 50 | NPT 1 1/2" | 5336-HT | 5346-HT | 5356-HT | 5336SST6HT | 5346SST6HT | 5356SST6HT | 5266-HT | WMG-LT6 | P CLIP/50 | LNSS150 | | | |
| | | | ISO M50 | --- | --- | --- | 9366SST6HT | 9346SST6HT | 9356SST6HT | --- | --- | --- | LNSSM50 | | | |
| | | | PG 42 | --- | --- | --- | --- | --- | --- | --- | --- | --- | --- | | | |
| 2 | 53 | 63 | NPT 2" | 5337-HT | 5347-HT | 5357-HT | 5337SST6HT | 5347SST6HT | 5357SST6HT | 5267-HT | WMG-LT7 | P CLIP/63 | LNSS200 | | | |
| | | | ISO M63 | --- | --- | --- | 9367SST6HT | 9347SST6HT | 9357SST6HT | --- | --- | --- | LNSSM63 | | | |
| | | | PG 48 | --- | --- | --- | --- | --- | --- | --- | --- | --- | --- | | | |
| 2 1/2 | 63 | 70 | NPT 2 1/2" | 5338-HT | 5348-HT | 5358-HT | --- | --- | --- | 5268-HT | WMG-LT8 | P CLIP/75 | --- | | | |
| | | | ISO --- | --- | --- | --- | --- | --- | --- | --- | --- | --- | --- | | | |
| | | | PG --- | --- | --- | --- | --- | --- | --- | --- | --- | --- | --- | | | |
| 3 | 78 | 80 | NPT 3" | 5339-HT | 5349-HT | 5359-HT | --- | --- | --- | 5269-HT | WMG-LT9 | --- | --- | | | |
| | | | ISO --- | --- | --- | --- | --- | --- | --- | --- | --- | --- | --- | | | |
| | | | PG --- | --- | --- | --- | --- | --- | --- | --- | --- | --- | --- | | | |
| 4 | 103 | 100 | NPT 4" | 5340-HT | 5350-HT | 5360-HT | --- | --- | --- | 5270-HT | WMG-LT10 | --- | --- | | | |
| | | | ISO --- | --- | --- | --- | --- | --- | --- | --- | --- | --- | --- | | | |
| | | | PG --- | --- | --- | --- | --- | --- | --- | --- | --- | --- | --- | | | |
| 5 | 129 | --- | NPT 5" | 5385-HT | --- | --- | --- | --- | --- | --- | --- | --- | --- | | | |
| | | | PG --- | --- | --- | --- | --- | --- | --- | --- | --- | --- | --- | | | |
| | | | ISO --- | --- | --- | --- | --- | --- | --- | --- | --- | --- | --- | | | |
| 6 | 155 | --- | NPT 6" | 5386-HT | --- | --- | --- | --- | --- | --- | --- | --- | --- | | | |
| | | | PG --- | --- | --- | --- | --- | --- | --- | --- | --- | --- | --- | | | |
| | | | ISO --- | --- | --- | --- | --- | --- | --- | --- | --- | --- | --- | | | |

*Seal gaskets required for Liquid and dust tight installations
 **Locknuts must be ordered separately for 5300-NB LT Fittings

Halogen Free - Fittings and accessories

Series 5200AL Aluminum



Approvals



UL 514 B
File No. E23018



IEC EN 61386-1,-23
File No. EC-012-7187
EC-012-7188



CSA C22.2, No.18.3
File No. LR-2884
LR-4484



Series 5200AL

| Fittings | | | | | | | | | | Accessories | | | | | |
|------------|--------|--------------|------|-----------|-------------------|--------------|---------------|-------------------|--------------|----------------------------------|--------------------------|--------------------------|---------------------------------------|--|--|
| | | | | | | | | | | Series 5300 Aluminum Liquidtight | | | Series 5200AL GR Aluminum Liquidtight | | |
| | | | | | | | | | | | | | | | |
| Trade Size | | Type | | Insulated | | | Non-Insulated | | | Sealing Gasket Part No. | Wire Mesh Grips Part No. | Conduit Support Part No. | | | |
| UL Inch | CSA mm | ISO/BS EN mm | Std. | Thread | Straight Part No. | 45° Part No. | 90° Part No. | Straight Part No. | 45° Part No. | | | | 90° Part No. | | |
| 3/8 | 12 | 16 | NPT | 3/2" | 5231AL | --- | 5251AL | 5231ALGR | --- | 5251ALGR | 5261 | WMG-LT1 | P CLIP/16 | | |
| | | | ISO | M16 | --- | --- | --- | --- | --- | --- | | | | | |
| | | | PG | 13.5 | --- | --- | --- | --- | --- | --- | | | | | |
| 1/2 | 16 | 20 | NPT | 3/2" | 5232AL | --- | 5252AL | 5232ALGR | --- | 5252ALGR | 5262 | WMG-LT2 | P CLIP/20 | | |
| | | | ISO | M20 | --- | --- | --- | --- | --- | --- | | | | | |
| | | | PG | 16 | --- | --- | --- | --- | --- | --- | | | | | |
| 3/4 | 21 | 25 | NPT | 3/4" | 5233AL | --- | 5253AL | 5233ALGR | --- | 5253ALGR | 5263 | WMG-LT3 | P CLIP/25 | | |
| | | | ISO | M25 | --- | --- | --- | --- | --- | --- | | | | | |
| | | | PG | 21 | --- | --- | --- | --- | --- | --- | | | | | |
| 1 | 27 | 32 | NPT | 1" | 5234AL | --- | 5254AL | 5234ALGR | --- | 5254ALGR | 5264 | WMG-LT4 | P CLIP/32 | | |
| | | | ISO | M32 | --- | --- | --- | --- | --- | --- | | | | | |
| | | | PG | 29 | --- | --- | --- | --- | --- | --- | | | | | |
| 1 1/4 | 35 | 40 | NPT | 1 1/4" | 5235AL | --- | 5255AL | 5235ALGR | --- | 5255ALGR | 5265 | WMG-LT5 | P CLIP/40 | | |
| | | | ISO | M40 | --- | --- | --- | --- | --- | --- | | | | | |
| | | | PG | 36 | --- | --- | --- | --- | --- | --- | | | | | |
| 1 1/2 | 41 | 50 | NPT | 1 1/2" | 5236AL | --- | 5256AL | 5236ALGR | --- | 5256ALGR | 5266 | WMG-LT6 | P CLIP/50 | | |
| | | | ISO | M50 | --- | --- | --- | --- | --- | --- | | | | | |
| | | | PG | 42 | --- | --- | --- | --- | --- | --- | | | | | |
| 2 | 53 | 63 | NPT | 2" | 5237AL | --- | 5257AL | 5237ALGR | --- | 5257ALGR | 5267 | WMG-LT7 | P CLIP/63 | | |
| | | | ISO | M63 | --- | --- | --- | --- | --- | --- | | | | | |
| | | | PG | 48 | --- | --- | --- | --- | --- | --- | | | | | |
| 2 1/2 | 63 | 70 | NPT | 2 1/2" | 5238AL | --- | --- | 5238ALGR | --- | --- | 5268 | WMG-LT8 | P CLIP/75 | | |
| | | | ISO | --- | --- | --- | --- | --- | --- | --- | | | | | |
| | | | PG | --- | --- | --- | --- | --- | --- | --- | | | | | |
| 3 | 78 | 80 | NPT | 3" | 5239AL | --- | --- | 5239ALGR | --- | --- | 5269 | WMG-LT9 | --- | | |
| | | | ISO | --- | --- | --- | --- | --- | --- | --- | | | | | |
| | | | PG | --- | --- | --- | --- | --- | --- | --- | | | | | |
| 4 | 103 | 100 | NPT | 4" | 5240AL | --- | --- | 5240ALGR | --- | --- | 5270 | WMG-LT10 | --- | | |
| | | | ISO | --- | --- | --- | --- | --- | --- | --- | | | | | |
| | | | PG | --- | --- | --- | --- | --- | --- | --- | | | | | |

*Seal gaskets required for Liquid and dust tight installations

EMI/RFI - Liquidtight flexible metal conduit

Type LTEU Standard performance - UL listed



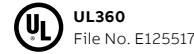
Type LTEU EMI/RFI - Standard performance

Type LTEU EMI/RFI Protective T&B Liquidtight Flexible Metallic Conduit is UL Listed, and provides a tinned copper braid shield. The braid offers a minimum of 90% coverage resulting in a shielding effectiveness range from 120 dB @ 1MHz to 61 dB @ 1 GHz.

Materials: Galvanized Steel Core, Smooth PVC Jacket, with copper bonding wire from 3/8 to 1-1/4"

Colour: Black (Standard)

Approvals



| Trade Size | | | Coil Length | | | | | | | | | Specifications | | | | |
|------------|-----|---------------|-----------------|-----|----|------------|-----|-----|------------|-------|-----|--------------------|---------------------------|------------------------|----------------------------|-----|
| UL | CSA | ISO/ BS EN | Standard Carton | | | Small Reel | | | Bulk Reel | | | UL Bond Wire | ID Range (Nominal) | | Min. Inside Bend Radius | |
| Inch | mm | mm | Part No. | Ft | M | Part No. | Ft | M | Part No. | Ft | M | | Inch | mm | Inch | mm |
| 3/8 | 12 | 16 | LTEUS01B-C | 100 | 30 | LTEUS01B-K | 500 | 150 | LTEUS01B-L | 1,000 | 300 | Yes | 0.484 to 0.505 (0.493) | 12.3 to 12.8 (12.5) | 2.0 | 51 |
| 1/2 | 16 | 20 | LTEUS02B-C | 100 | 30 | LTEUS02B-K | 500 | 150 | LTEUS02B-L | 1,000 | 300 | Yes | 0.622 to 0.642 (0.632) | 15.8 to 16.3 (16.0) | 3.0 | 76 |
| 3/4 | 21 | 25 | LTEUS03B-C | 100 | 30 | LTEUS03B-K | 500 | 150 | LTEUS03B-L | 1,000 | 300 | Yes | 0.820 to 0.840 (0.830) | 20.8 to 21.3 (21.1) | 4.2 | 107 |
| 1 | 27 | 32 | LTEUS04B-C | 100 | 30 | LTEUS04B-J | 400 | 120 | --- | --- | --- | Yes | 1.041 to 1.066 (1.053) | 25.4 to 27.1 (26.8) | 5.5 | 140 |
| 1 1/4 | 35 | 40 | LTEUS05B-B | 50 | 15 | LTEUS05B-E | 200 | 60 | --- | --- | --- | Yes | 1.380 to 1.410 (1.395) | 35.1 to 35.8 (35.5) | 7.0 | 178 |
| 1 1/2 | 41 | 50 | LTEUS06B-B | 50 | 15 | LTEUS06B-D | 150 | 45 | --- | --- | --- | No | 1.575 to 1.600 (1.587) | 40.0 to 40.6 (40.3) | 4.5 | 114 |
| 2 | 53 | 63 | LTEUS07B-B | 50 | 15 | LTEUS07B-C | 100 | 30 | --- | --- | --- | No | 2.020 to 2.045 (2.032) | 51.3 to 51.9 (51.6) | 6.0 | 152 |

System Ingress Ratings

| UL 50E "Listed" | |
|-------------------|-----------------------|
| Indoor | Type 4, 12, 13 |
| Outdoor | Type 3, 3R, 4 |
| CSA C22.2, No. 94 | Type 3, 3R, 4, 12, 13 |
| NEMA 250 | Type 3, 3R, 4, 12, 14 |
| IEC 60529 | IP66, IP67 |

System Temperature Ratings

| | |
|--------|-----------------------------------|
| UL | Dry: -30 to +80°C (-22 to +176°F) |
| | Oil: -30 to +70°C (-22 to +158°F) |
| | Wet: -30 to +60°C (-22 to +140°F) |
| IEC/CE | Gen: -25 to +90°C (-13 to +194°F) |

EMI/RFI - Liquidtight flexible metal conduit

Type LTME Mid performance - CE certified



Type LTME EMI/RFI - Mid performance


Type LTME EMI/RFI Protective T&B Liquidtight Flexible Metallic Conduit is CE certified, supplied with bronze core

Shielding effectiveness range from 112 dB @ 1MHz to 109 dB @ 1 GHz.

Materials: Bronze Core, Smooth PVC Jacket

Colour: Black (Standard)

Approvals



| Trade Size | | | Coil Length | | | | | | | | | Specifications | | | | |
|------------|-----|---------------|-----------------|-----|----|------------|-----|-----|------------|-------|-----|--------------------|---------------------------|-------------------------|----------------------------|-----|
| UL | CSA | ISO/ BS EN | Standard Carton | | | Small Reel | | | Bulk Reel | | | UL Bond Wire | ID Range (Nominal) | | Min. Inside Bend Radius | |
| Inch | mm | mm | Part No. | Ft | M | Part No. | Ft | M | Part No. | Ft | M | | Inch | mm | Inch | mm |
| 3/8 | 12 | 16 | LTMES01B-C | 100 | 30 | LTMES01B-K | 500 | 150 | LTMES01B-L | 1,000 | 300 | No | 0.484 to 0.505 (0.493) | 12.3 to 12.8 (12.5) | 1.5 | 38 |
| 1/2 | 16 | 20 | LTMES02B-C | 100 | 30 | LTMES02B-K | 500 | 150 | LTMES02B-L | 1,000 | 300 | No | 0.622 to 0.642 (0.632) | 15.8 to 16.3 (16.0) | 2.0 | 51 |
| 3/4 | 21 | 25 | LTMES03B-C | 100 | 30 | LTMES03B-K | 500 | 150 | LTMES03B-L | 1,000 | 300 | No | 0.820 to 0.840 (0.830) | 20.8 to 21.3 (21.1) | 2.5 | 64 |
| 1 | 27 | 32 | LTMES04B-C | 100 | 30 | LTMES04B-J | 400 | 120 | --- | --- | --- | No | 1.041 to 1.066 (1.053) | 25.4 to 27.1 (26.8) | 3.0 | 76 |
| 1 1/4 | 35 | 40 | LTMES05B-B | 50 | 15 | LTMES05B-E | 200 | 60 | --- | --- | --- | No | 1.380 to 1.410 (1.395) | 35.1 to 35.8 (35.5) | 3.5 | 89 |
| 1 1/2 | 41 | 50 | LTMES06B-B | 50 | 15 | LTMES06B-D | 150 | 45 | --- | --- | --- | No | 1.575 to 1.600 (1.587) | 40.0 to 40.6 (40.3) | 4.5 | 114 |
| 2 | 53 | 63 | LTMES07B-B | 50 | 15 | LTMES07B-C | 100 | 30 | --- | --- | --- | No | 2.020 to 2.045 (2.032) | 51.3 to 51.9 (51.6) | 5.5 | 140 |
| 2 1/2 | 63 | 70 | LTMES08B-A | 25 | 8 | --- | --- | --- | --- | --- | --- | No | 2.480 to 2.505 (2.492) | 63.0 to 63.6 (63.3) | 8.0 | 203 |
| 3 | 78 | 80 | LTMES09B-A | 25 | 8 | --- | --- | --- | --- | --- | --- | No | 3.070 to 3.100 (3.085) | 78.0 to 78.7 (78.4) | 10.0 | 254 |
| 4 | 103 | 100 | LTMES11B-A | 25 | 8 | --- | --- | --- | --- | --- | --- | No | 4.000 to 4.040 (4.020) | 101.6 to 102.6 102.1 | 12.0 | 305 |

System Ingress Ratings

UL 50E "Tested"

Indoor Type 4, 12, 13

Outdoor Type 3, 3R, 4

CSA C22.2, No. 94 Type 3, 3R, 4, 12, 13

NEMA 250 Type 3, 3R, 4, 12, 14

IEC 60529 IP66, IP67

System Temperature Ratings

Gen Dry: -20 to +80°C (-4 to +176°F)

Oil: -20 to +70°C (-4 to +158°F)

Wet: -20 to +60°C (-4 to +140°F)

IEC/CE: Gen: -15 to +60°C (+5 to +140°F)

EMI/RFI - Liquidtight flexible metal conduit

Type LTCE High performance - CE certified



Type LTCE EMI/RFI - High performance

Type LTCE EMI/RFI Protective T&B Liquidtight Flexible Metallic Conduit is CE certified, and provides a tinned copper braid over a bronze core Shielding effectiveness range from 105 dB @ 1MHz to 124 dB @ 1 GHz.

Materials: Bronze Core, Smooth PVC Jacket

Colour: Black (Standard)

Approvals



| Trade Size | | | Coil Length | | | | | | | | | | Specifications | | | |
|------------|-----|---------------|-----------------|-----|----|------------|-----|-----|-----------|-----|-----|--------------|---------------------------|------------------------|-------------------------|-----|
| UL | CSA | ISO/ BS EN | Standard Carton | | | Small Reel | | | Bulk Reel | | | | ID Range (Nominal) | | Min. Inside Bend Radius | |
| Inch | mm | mm | Part No. | Ft | M | Part No. | Ft | M | Part No. | Ft | M | UL Bond Wire | Inch | mm | Inch | mm |
| 3/8 | 12 | 16 | LTCES01B-C | 100 | 30 | LTCES01B-K | 500 | 150 | --- | --- | --- | No | 0.484 to 0.505 (0.493) | 12.3 to 12.8 (12.5) | 1.5 | 38 |
| 1/2 | 16 | 20 | LTCES02B-C | 100 | 30 | LTCES02B-K | 500 | 150 | --- | --- | --- | No | 0.622 to 0.642 (0.632) | 15.8 to 16.3 (16.0) | 2.0 | 51 |
| 3/4 | 21 | 25 | LTCES03B-C | 100 | 30 | LTCES03B-K | 500 | 150 | --- | --- | --- | No | 0.820 to 0.840 (0.830) | 20.8 to 21.3 (21.1) | 2.5 | 64 |
| 1 | 27 | 32 | LTCES04B-C | 100 | 30 | LTCES04B-J | 400 | 120 | --- | --- | --- | No | 1.041 to 1.066 (1.053) | 25.4 to 27.1 (26.8) | 3.0 | 76 |
| 1 1/4 | 35 | 40 | LTCES05B-B | 50 | 15 | LTCES05B-E | 200 | 60 | --- | --- | --- | No | 1.380 to 1.410 (1.395) | 35.1 to 35.8 (35.5) | 3.5 | 89 |
| 1 1/2 | 41 | 50 | LTCES06B-B | 50 | 15 | LTCES06B-D | 150 | 45 | --- | --- | --- | No | 1.575 to 1.600 (1.587) | 40.0 to 40.6 (40.3) | 4.5 | 114 |
| 2 | 53 | 63 | LTCES07B-B | 50 | 15 | LTCES07B-C | 100 | 30 | --- | --- | --- | No | 2.020 to 2.045 (2.032) | 51.3 to 51.9 (51.6) | 5.5 | 140 |

System Ingress Ratings

| UL 50E "Tested" | |
|-------------------|-----------------------|
| Indoor | Type 4, 12, 13 |
| Outdoor | Type 3, 3R, 4 |
| CSA C22.2, No. 94 | Type 3, 3R, 4, 12, 13 |
| NEMA 250 | Type 3, 3R, 4, 12, 14 |
| IEC 60529 | IP66, IP67 |

System Temperature Ratings

| | |
|---------|----------------------------------|
| Gen | Dry: -20 to +80°C (-4 to +176°F) |
| | Oil: -20 to +70°C (-4 to +158°F) |
| | Wet: -20 to +60°C (-4 to +140°F) |
| IEC/CE: | Gen: -15 to +60°C (+5 to +140°F) |

EMI/RFI - Fittings and accessories

Series 5300 - Steel/Series 5300-NB - Nickel Plated Brass

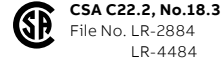
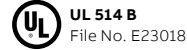


Series 5300 Steel Liquidtight



Series 5300-NB Nickel Plated Brass Liquidtight

Approvals




Series 5200/5300 Steel Fittings - Trade sizes 1/2" to 4" meets CSA Heavy Duty requirements.

| Fittings | | | | | | | | | | | Accessories | | | |
|------------|--------|--------------|------|-------------------------------|-------------------|--------------|--|-------------------|--------------|--------------|-----------------|-----------------|-----------------|----------|
| Trade Size | | Type | | Series 5300 Steel Liquidtight | | | Series 5300-NB Nickel Plated Brass Liquidtight | | | *Seal Gasket | Wire Mesh Grips | Conduit Support | Lock Nuts **NPB | |
| UL Inch | CSA mm | ISO/BS EN mm | Std. | Thread | Straight Part No. | 45° Part No. | 90° Part No. | Straight Part No. | 45° Part No. | 90° Part No. | Part No. | Part No. | Part No. | Part No. |
| 3/8 | 12 | 16 | NPT | 1/2" | 5331 | 5341 | 5351 | 5331-NB | 5341-NB | 5351-NB | 5261 | WMG-LT1 | P CLIP/16 | LNB038 |
| | | | ISO | M16 | 9360 | 9340 | 9350 | 9330-NB | 9340-NB | 9350-NB | | | | LNBM16 |
| | | | PG | 13.5 | 7362 | 7342 | 7352 | --- | --- | --- | | | | --- |
| 1/2 | 16 | 20 | NPT | 1/2" | 5332 | 5342 | 5352 | 5332-NB | 5342-NB | 5352-NB | 5262 | WMG-LT2 | P CLIP/20 | LNB050 |
| | | | ISO | M20 | 9362 | 9342 | 9352TB | 9332-NB | 9342-NB | 9352-NB | | | | LNBM20 |
| | | | PG | 16 | 7363 | 7343 | 7353 | --- | --- | --- | | | | --- |
| 3/4 | 21 | 25 | NPT | 3/4" | 5333 | 5343 | 5353 | 5333-NB | 5343-NB | 5353-NB | 5263 | WMG-LT3 | P CLIP/25 | LNB075 |
| | | | ISO | M25 | 9363 | 9343TB | 9353TB | 9333-NB | 9343-NB | 9353-NB | | | | LNBM25 |
| | | | PG | 21 | 7364 | 7344-TB | 7354 | --- | --- | --- | | | | --- |
| 1 | 27 | 32 | NPT | 1" | 5334 | 5344 | 5354 | 5334-NB | 5344-NB | 5354-NB | 5264 | WMG-LT4 | P CLIP/32 | LNB100 |
| | | | ISO | M32 | 9364 | 9344 | 9354TB | 9334-NB | 9344-NB | 9354-NB | | | | LNBM32 |
| | | | PG | 29 | 7365 | 7345 | 7355 | --- | --- | --- | | | | --- |
| 1 1/4 | 35 | 40 | NPT | 1-1/4" | 5335 | 5345 | 5355 | 5335-NB | 5345-NB | 5355-NB | 5265 | WMG-LT5 | P CLIP/40 | LNB125 |
| | | | ISO | M40 | 9365 | 9345 | 9355 | 9335-NB | 9345-NB | 9355-NB | | | | LNBM40 |
| | | | PG | 36 | 7366 | 7346 | 7356 | --- | --- | --- | | | | --- |
| 1 1/2 | 41 | 50 | NPT | 1-1/2" | 5336 | 5346 | 5356 | 5336-NB | 5346-NB | 5356-NB | 5266 | WMG-LT6 | P CLIP/50 | LNB150 |
| | | | ISO | M50 | 9366 | 9346 | 9356 | 9336-NB | 9346-NB | 9356-NB | | | | LNBM50 |
| | | | PG | 42 | 7367 | 7347 | 7357 | --- | --- | --- | | | | --- |
| 2 | 53 | 63 | NPT | 2" | 5337 | 5347 | 5357 | 5337-NB | 5347-NB | 5357-NB | 5267 | WMG-LT7 | P CLIP/63 | LNB200 |
| | | | ISO | M63 | 9367 | 9347 | 9357 | 9337-NB | 9347-NB | 9357-NB | | | | LNBM63 |
| | | | PG | 48 | 7368 | 7348-TB | 7358 | --- | --- | --- | | | | --- |
| 2 1/2 | 63 | 70 | NPT | 2-1/2" | 5338 | 5348 | 5358 | 5338-NB | --- | --- | 5268 | WMG-LT8 | P CLIP/75 | --- |
| | | | ISO | --- | --- | --- | --- | --- | --- | --- | | | | --- |
| | | | PG | --- | --- | --- | --- | --- | --- | --- | | | | --- |
| 3 | 78 | 80 | NPT | 3" | 5339 | 5349 | 5359 | 5339-NB | --- | --- | 5269 | WMG-LT9 | --- | --- |
| | | | ISO | --- | --- | --- | --- | --- | --- | --- | | | | |
| | | | PG | --- | --- | --- | --- | --- | --- | --- | | | | --- |
| 4 | 103 | 100 | NPT | 4" | 5340 | 5350 | 5360 | 5340-NB | --- | --- | 5270 | WMG-LT10 | --- | --- |
| | | | ISO | --- | --- | --- | --- | --- | --- | --- | | | | |
| | | | PG | --- | --- | --- | --- | --- | --- | --- | | | | --- |

*Seal gaskets required for Liquid and dust tight installations
 **Locknuts must be ordered separately for 5300-NB LT Fittings

Stainless Steel - Liquidtight flexible metal conduit

Type LT4GE SST 304 - CE Certified



Type LT4GE SST 304 - General Purpose

Stainless Steel 304 General Purpose, CE Certified Flexible Metallic Conduit provide excellent strength, corrosion protection and Liquidtight performance

Materials: Stainless Steel 304, Smooth PVC Jacket

Colour: Clear (Standard), Grey (Optional)

Approvals



| Trade Size | | | Coil Length | | | | | | | | | Specifications | | | | |
|------------|-----|---------------|-----------------|-----|----|-------------|-----|-----|-------------|-------|-----|--------------------|---------------------------|---------------------------|----------------------------|-----|
| UL | CSA | ISO/ BS EN | Standard Carton | | | Small Reel | | | Bulk Reel | | | UL Bond Wire | ID Range (Nominal) | | Min. Inside Bend Radius | |
| Inch | mm | mm | Part No. | Ft | M | Part No. | Ft | M | Part No. | Ft | M | | Inch | mm | Inch | mm |
| 3/8 | 12 | 16 | LT4GES01C-C | 100 | 30 | LT4GES01C-K | 500 | 150 | LT4GES01C-L | 1,000 | 300 | No | 0.484 to 0.505 (0.493) | 12.3 to 12.8 (12.5) | 2.0 | 51 |
| 1/2 | 16 | 20 | LT4GES02C-C | 100 | 30 | LT4GES02C-K | 500 | 150 | LT4GES02C-L | 1,000 | 300 | No | 0.622 to 0.642 (0.632) | 15.8 to 16.3 (16.0) | 3.0 | 76 |
| 3/4 | 21 | 25 | LT4GES03C-C | 100 | 30 | LT4GES03C-K | 500 | 150 | LT4GES03C-L | 1,000 | 300 | No | 0.820 to 0.840 (0.830) | 20.8 to 21.3 (21.1) | 4.2 | 107 |
| 1 | 27 | 32 | LT4GES04C-C | 100 | 30 | LT4GES04C-J | 400 | 120 | --- | --- | --- | No | 1.041 to 1.066 (1.053) | 25.4 to 27.1 (26.8) | 5.5 | 140 |
| 1 1/4 | 35 | 40 | LT4GES05C-B | 50 | 15 | LT4GES05C-E | 200 | 60 | --- | --- | --- | No | 1.380 to 1.410 (1.395) | 35.1 to 35.8 (35.5) | 7.0 | 178 |
| 1 1/2 | 41 | 50 | LT4GES06C-B | 50 | 15 | LT4GES06C-D | 150 | 45 | --- | --- | --- | No | 1.575 to 1.600 (1.587) | 40.0 to 40.6 (40.3) | 4.5 | 114 |
| 2 | 53 | 63 | LT4GES07C-B | 50 | 15 | LT4GES07C-C | 100 | 30 | --- | --- | --- | No | 2.020 to 2.045 (2.032) | 51.3 to 51.9 (51.6) | 6.0 | 152 |
| 2 1/2 | 63 | 70 | LT4GES08C-A | 25 | 8 | --- | 275 | 80 | --- | --- | --- | No | 2.480 to 2.505 (2.492) | 63.0 to 63.6 (63.3) | 8.0 | 203 |
| 3 | 78 | 80 | LT4GES09C-A | 25 | 8 | --- | 175 | 50 | --- | --- | --- | No | 3.070 to 3.100 (3.085) | 78.0 to 78.7 (78.4) | 10.0 | 254 |
| 4 | 103 | 100 | LT4GES11C-A | 25 | 8 | --- | 100 | 30 | --- | --- | --- | No | 4.000 to 4.040 (4.020) | 101.6 to 102.6 (102.1) | 12.0 | 305 |

System Ingress Ratings

| UL 50E "Tested" | |
|-------------------|-----------------------|
| Indoor | Type 4, 12, 13 |
| Outdoor | Type 3, 3R, 4 |
| CSA C22.2, No. 94 | Type 3, 3R, 4, 12, 13 |
| NEMA 250 | Type 3, 3R, 4, 12, 14 |
| IEC 60529 | IP66, IP67 |

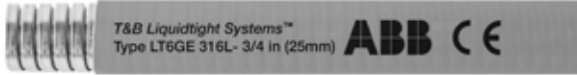
System Temperature Ratings

| | |
|---------|----------------------------------|
| Gen | Dry: -20 to +80°C (-4 to +176°F) |
| | Oil: -20 to +70°C (-4 to +158°F) |
| | Wet: -20 to +60°C (-4 to +140°F) |
| IEC/CE: | Gen: -15 to +60°C (+5 to +140°F) |

For more information see Technical Data Sheet TDS000085. For download on our website. Please see also page H62 for more information.

Stainless Steel - Liquidtight flexible metal conduit

Type LT6GE SST 316L - CE certified



Type LT6GE SST 316L - General Purpose

Stainless Steel 316L general purpose, CE Certified T&B Liquidtight Flexible Metallic Conduit provide superior strength, corrosion protection and T&B Liquidtight performance

Materials: Stainless Steel 316L Core, Smooth PVC Jacket

Colour: Gray (Standard), Clear (Optional)

Approvals



| Trade Size | | | Coil Length | | | | | | | | | Specifications | | | | |
|------------|-----|---------------|-----------------|-----|----|-------------|-----|-----|-------------|-------|-----|--------------------|---------------------------|---------------------------|----------------------------|-----|
| UL | CSA | ISO/ BS EN | Standard Carton | | | Small Reel | | | Bulk Reel | | | UL Bond Wire | ID Range (Nominal) | | Min. Inside Bend Radius | |
| Inch | mm | mm | Part No. | Ft | M | Part No. | Ft | M | Part No. | Ft | M | | Inch | mm | Inch | mm |
| 3/8 | 12 | 16 | LT6GES01G-C | 100 | 30 | LT6GES01G-K | 500 | 150 | LT6GES01G-L | 1,000 | 300 | No | 0.484 to 0.505 (0.493) | 12.3 to 12.8 (12.5) | 2.0 | 51 |
| 1/2 | 16 | 20 | LT6GES02G-C | 100 | 30 | LT6GES02G-K | 500 | 150 | LT6GES02G-L | 1,000 | 300 | No | 0.622 to 0.642 (0.632) | 15.8 to 16.3 (16.0) | 3.0 | 76 |
| 3/4 | 21 | 25 | LT6GES03G-C | 100 | 30 | LT6GES03G-K | 500 | 150 | LT6GES03G-L | 1,000 | 300 | No | 0.820 to 0.840 (0.830) | 20.8 to 21.3 (21.1) | 4.2 | 107 |
| 1 | 27 | 32 | LT6GES04G-C | 100 | 30 | LT6GES04G-J | 400 | 120 | --- | --- | --- | No | 1.041 to 1.066 (1.053) | 25.4 to 27.1 (26.8) | 5.5 | 140 |
| 1 1/4 | 35 | 40 | LT6GES05G-B | 50 | 15 | LT6GES05G-E | 200 | 60 | --- | --- | --- | No | 1.380 to 1.410 (1.395) | 35.1 to 35.8 (35.5) | 7.0 | 178 |
| 1 1/2 | 41 | 50 | LT6GES06G-B | 50 | 15 | LT6GES06G-D | 150 | 45 | --- | --- | --- | No | 1.575 to 1.600 (1.587) | 40.0 to 40.6 (40.3) | 4.5 | 114 |
| 2 | 53 | 63 | LT6GES07G-B | 50 | 15 | LT6GES07G-C | 100 | 30 | --- | --- | --- | No | 2.020 to 2.045 (2.032) | 51.3 to 51.9 (51.6) | 6.0 | 152 |
| 2 1/2 | 63 | 70 | LT6GES08G-A | 25 | 8 | LT6GES08G-G | 275 | 80 | --- | --- | --- | No | 2.480 to 2.505 (2.492) | 63.0 to 63.6 (63.3) | 8.0 | 203 |
| 3 | 78 | 80 | LT6GES09G-A | 25 | 8 | LT6GES09G-P | 175 | 50 | --- | --- | --- | No | 3.070 to 3.100 (3.085) | 78.0 to 78.7 (78.4) | 10.0 | 254 |
| 4 | 103 | 100 | LT6GES11G-A | 25 | 8 | LT6GES11G-C | 100 | 30 | --- | --- | --- | No | 4.000 to 4.040 (4.020) | 101.6 to 102.6 (102.1) | 12.0 | 305 |

System Ingress Ratings

| UL 50E "Tested" | |
|-------------------|-----------------------|
| Indoor | Type 4, 12, 13 |
| Outdoor | Type 3, 3R, 4 |
| CSA C22.2, No. 94 | Type 3, 3R, 4, 12, 13 |
| NEMA 250 | Type 3, 3R, 4, 12, 14 |
| IEC 60529 | IP66, IP67 |

System Temperature Ratings

| | |
|---------|------------------------------------|
| Gen | Dry: -55 to +105°C (-67 to +221°F) |
| | Oil: -30 to +70°C (-22 to +158°F) |
| | Wet: -30 to +60°C (-22 to +140°F) |
| IEC/CE: | Gen: -45 to +105°C (+49 to +221°F) |

For more information see
Technical Data Sheet TDS000087.
For download on our website.
Please see also page H62
for more information.

Stainless Steel - Liquidtight flexible metal conduit

Type LT6XE Extreme Temperature - CE certified



Type LT6XE - Extreme Temperature

Stainless Steel 316L extreme temperature, CE Certified T&B Liquidtight Flexible Metallic Conduit provide excellent performance in extreme temperatures and highly corrosive environments

Materials: Stainless Steel 316L Core, Smooth TPU Jacket

Colour: Black (Standard)

Approvals



| Trade Size | | | Coil Length | | | | | | | | | Specifications | | | | |
|------------|-----|---------------|-----------------|-----|----|-------------|-----|-----|-------------|-------|-----|--------------------|---------------------------|---------------------------|----------------------------|-----|
| UL | CSA | ISO/ BS EN | Standard Carton | | | Small Reel | | | Bulk Reel | | | UL Bond Wire | ID Range (Nominal) | | Min. Inside Bend Radius | |
| Inch | mm | mm | Part No. | Ft | M | Part No. | Ft | M | Part No. | Ft | M | | Inch | mm | Inch | mm |
| 3/8 | 12 | 16 | LT6XES01B-C | 100 | 30 | LT6XES01B-K | 500 | 150 | LT6XES01B-L | 1,000 | 300 | No | 0.484 to 0.505 (0.493) | 12.3 to 12.8 (12.5) | 1.5 | 38 |
| 1/2 | 16 | 20 | LT6XES02B-C | 100 | 30 | LT6XES02B-K | 500 | 150 | LT6XES02B-L | 1,000 | 300 | No | 0.622 to 0.642 (0.632) | 15.8 to 16.3 (16.0) | 2.0 | 51 |
| 3/4 | 21 | 25 | LT6XES03B-C | 100 | 30 | LT6XES03B-K | 500 | 150 | LT6XES03B-L | 1,000 | 300 | No | 0.820 to 0.840 (0.830) | 20.8 to 21.3 (21.1) | 2.5 | 64 |
| 1 | 27 | 32 | LT6XES04B-C | 100 | 30 | LT6XES04B-J | 400 | 120 | --- | --- | --- | No | 1.041 to 1.066 (1.053) | 25.4 to 27.1 (26.8) | 3.0 | 76 |
| 1 1/4 | 35 | 40 | LT6XES05B-B | 50 | 15 | LT6XES05B-E | 200 | 60 | --- | --- | --- | No | 1.380 to 1.410 (1.395) | 35.1 to 35.8 (35.5) | 3.5 | 89 |
| 1 1/2 | 41 | 50 | LT6XES06B-B | 50 | 15 | LT6XES06B-D | 150 | 45 | --- | --- | --- | No | 1.575 to 1.600 (1.587) | 40.0 to 40.6 (40.3) | 4.5 | 114 |
| 2 | 53 | 63 | LT6XES07B-B | 50 | 15 | LT6XES07B-C | 100 | 30 | --- | --- | --- | No | 2.020 to 2.045 (2.032) | 51.3 to 51.9 (51.6) | 5.5 | 140 |
| 2 1/2 | 63 | 70 | LT6XES08B-A | 25 | 8 | --- | --- | --- | --- | --- | --- | No | 2.480 to 2.505 (2.492) | 63.0 to 63.6 (63.3) | 8.0 | 203 |
| 3 | 78 | 80 | LT6XES09B-A | 25 | 8 | --- | --- | --- | --- | --- | --- | No | 3.070 to 3.100 (3.085) | 78.0 to 78.7 (78.4) | 10.0 | 254 |
| 4 | 103 | 100 | LT6XES11B-A | 25 | 8 | --- | --- | --- | --- | --- | --- | No | 4.000 to 4.040 (4.020) | 101.6 to 102.6 (102.1) | 12.0 | 305 |

System Ingress Ratings

| UL 50E "Tested" | |
|-------------------|-----------------------|
| Indoor | Type 4, 12, 13 |
| Outdoor | Type 3, 3R, 4 |
| CSA C22.2, No. 94 | Type 3, 3R, 4, 12, 13 |
| NEMA 250 | Type 3, 3R, 4, 12, 14 |
| IEC 60529 | IP66, IP67 |

System Temperature Ratings

| | |
|---------|------------------------------------|
| Gen | Dry: -60 to +150°C (-76 to +302°F) |
| IEC/CE: | Gen: -45 to +150°C (-49 to +302°F) |

For more information see
 Technical Data Sheet TDS000088.
 For download on our website.
 Please see also page H62
 for more information.

Stainless Steel 316 - Fittings and accessories

Series 5300SST6/ Series 5300SST6HT High Temperature

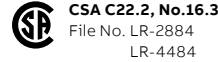
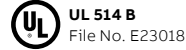


Series 5300SST6



Series 5300SST6HT High Temperature

Approvals

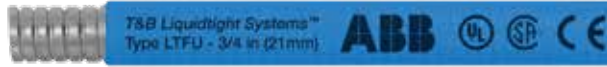


| Fittings | | | | | | | | | | Accessories | | | | |
|-------------------------|--------|--------------|-------------|-------------------|--------------|--------------|-------------------|--------------|--------------|--|--------------------------|--------------------------|------------------------------|---------|
| Series 5300SST6 SST 316 | | | | | | | | | | Series 5300SST6HT SST 316 High Temperature | | | | |
| Trade Size | | Type | | Insulated | | | Insulated | | | *Sealing Gasket Part No. | Wire Mesh Grips Part No. | Conduit Support Part No. | **Lock Nuts SST 316 Part No. | |
| UL Inch | CSA mm | ISO/BS EN mm | Std. Thread | Straight Part No. | 45° Part No. | 90° Part No. | Straight Part No. | 45° Part No. | 90° Part No. | | | | | |
| 3/8 | 12 | 16 | NPT 1/2" | 5331SST6 | 5341SST6 | 5351SST6 | 5331SST6HT | 5341SST6HT | 5351SST6HT | 5261-HT | WMG-LT1 | P CLIP/16 | LNSS038 | |
| | | | ISO M16 | 9330SST6 | 9340SST6 | 9350SST6 | 9330SST6HT | 9340SST6HT | 9350SST6HT | | | | --- | LNSSM16 |
| | | | PG 13.5 | --- | --- | --- | --- | --- | --- | | | | --- | |
| 1/2 | 16 | 20 | NPT 1/2" | 5332SST6 | 5342SST6 | 5352SST6 | 5332SST6HT | 5342SST6HT | 5352SST6HT | 5262-HT | WMG-LT2 | P CLIP/20 | LNSS050 | |
| | | | ISO M20 | 9332SST6 | 9342SST6 | 9352SST6 | 9332SST6HT | 9342SST6HT | 9352SST6HT | | | | HS901SS | LNSSM20 |
| | | | PG 16 | --- | --- | --- | --- | --- | --- | | | | --- | |
| 3/4 | 21 | 25 | NPT 3/4" | 5333SST6 | 5343SST6 | 5353SST6 | 5333SST6HT | 5343SST6HT | 5353SST6HT | 5263-HT | WMG-LT3 | P CLIP/25 | LNSS075 | |
| | | | ISO M25 | 9333SST6 | 9343SST6 | 9353SST6 | 9333SST6HT | 9343SST6HT | 9353SST6HT | | | | HS902SS | LNSSM25 |
| | | | PG 21 | --- | --- | --- | --- | --- | --- | | | | --- | |
| 1 | 27 | 32 | NPT 1" | 5334SST6 | 5344SST6 | 5354SST6 | 5334SST6HT | 5344SST6HT | 5354SST6HT | 5264-HT | WMG-LT4 | P CLIP/32 | LNSS100 | |
| | | | ISO M32 | 9334SST6 | 9344SST6 | 9354SST6 | 9334SST6HT | 9344SST6HT | 9354SST6HT | | | | HS903SS | LNSSM32 |
| | | | PG 29 | --- | --- | --- | --- | --- | --- | | | | --- | |
| 1 1/4 | 35 | 40 | NPT 1-1/4" | 5335SST6 | 5345SST6 | 5355SST6 | 5335SST6HT | 5345SST6HT | 5355SST6HT | 5265-HT | WMG-LT5 | P CLIP/40 | LNSS125 | |
| | | | ISO M40 | 9335SST6 | 9345SST6 | 9355SST6 | 9335SST6HT | 9345SST6HT | 9355SST6HT | | | | HS904SS | LNSSM40 |
| | | | PG 36 | --- | --- | --- | --- | --- | --- | | | | --- | |
| 1 1/2 | 41 | 50 | NPT 1-1/2" | 5336SST6 | 5346SST6 | 5356SST6 | 5336SST6HT | 5346SST6HT | 5356SST6HT | 5266-HT | WMG-LT6 | P CLIP/50 | LNSS150 | |
| | | | ISO M50 | 9336SST6 | 9346SST6 | 9356SST6 | 9336SST6HT | 9346SST6HT | 9356SST6HT | | | | HS905SS | LNSSM50 |
| | | | PG 42 | --- | --- | --- | --- | --- | --- | | | | --- | |
| 2 | 53 | 63 | NPT 2" | 5337SST6 | 5347SST6 | 5357SST6 | 5337SST6HT | 5347SST6HT | 5357SST6HT | 5267-HT | WMG-LT7 | P CLIP/63 | LNSS200 | |
| | | | ISO M63 | 9337SST6 | 9347SST6 | 9357SST6 | 9337SST6HT | 9347SST6HT | 9357SST6HT | | | | HS906SS | LNSSM63 |
| | | | PG 48 | --- | --- | --- | --- | --- | --- | | | | --- | |
| 2 1/2 | 63 | 70 | NPT 2-1/2" | 5338-HT | 5348-HT | 5358-HT | 5338-HT | 5348-HT | 5358-HT | 5268 -HT | WMG-LT8 | P CLIP/75 | --- | |
| | | | ISO --- | --- | --- | --- | --- | --- | --- | | | | HS907SS | --- |
| | | | PG --- | --- | --- | --- | --- | --- | --- | | | | --- | |
| 3 | 78 | 80 | NPT 3" | 5339-HT | 5349-HT | 5359-HT | 5339-HT | 5349-HT | 5359-HT | 5269-HT | WMG-LT9 | --- | --- | |
| | | | ISO --- | --- | --- | --- | --- | --- | --- | | | | HS908SS | --- |
| | | | PG --- | --- | --- | --- | --- | --- | --- | | | | --- | |
| 4 | 103 | 100 | NPT 4" | 5340-HT | 5350-HT | 5360-HT | 5340-HT | 5350-HT | 5360-HT | 5270-HT | WMG-LT10 | --- | --- | |
| | | | ISO --- | --- | --- | --- | --- | --- | --- | | | | HS910SS | --- |
| | | | PG --- | --- | --- | --- | --- | --- | --- | | | | --- | |

*Seal gaskets required for Liquid and dust tight installations
 **Locknuts must be ordered separately for 5300SST6 Fittings

Food & Beverage Antimicrobial - Liquidtight flexible metal conduit

Type LTFU - CSA certified, UL Listed



Type LTFU - Antimicrobial

Food & Beverage, CSA certified UL Listed liquid-tight flexible metal conduit provides excellent antimicrobial and liquid-tight performance for food industry equipment

Materials: Galvanized Steel Core, Smooth PVC Jacket, Antimicrobial, FDA approved compound with copper bonding wire from 3/8 to 1-1/4"

Colour: Blue (Standard)

Approvals



Conduit sizes 1/2" up to 2" meets CSA Heavy duty requirements, when used with series 5200/5300 liquidtight fittings.

| Trade Size | | | Coil Length | | | | | | | | | | Specifications | | | |
|------------|-----|-----------|-----------------|-----|----|--------------|-----|-----|-----------|-----|-----|--------------|---------------------------|---------------------------|-------------------------|-----|
| UL | CSA | ISO/BS EN | Standard Carton | | | Small Carton | | | Bulk Reel | | | UL Bond Wire | ID Range (Nominal) | | Min. Inside Bend Radius | |
| Inch | mm | mm | Part No. | Ft | M | Part No. | Ft | M | Part No. | Ft | M | | Inch | mm | Inch | mm |
| 3/8 | 12 | 16 | LTFUS01L-C | 100 | 30 | LTFUS01L-A | 25 | 8 | --- | --- | --- | Yes | 0.484 to 0.505 (0.493) | 12.3 to 12.8 (12.5) | 2.0 | 51 |
| 1/2 | 16 | 20 | LTFUS02L-C | 100 | 30 | LTFUS02L-A | 25 | 8 | --- | --- | --- | Yes | 0.622 to 0.642 (0.632) | 15.8 to 16.3 (16.0) | 3.0 | 76 |
| 3/4 | 21 | 25 | LTFUS03L-C | 100 | 30 | LTFUS03L-A | 25 | 8 | --- | --- | --- | Yes | 0.820 to 0.840 (0.830) | 20.8 to 21.3 (21.1) | 4.2 | 107 |
| 1 | 27 | 32 | LTFUS04L-C | 100 | 30 | LTFUS04L-A | 25 | 8 | --- | --- | --- | Yes | 1.041 to 1.066 (1.053) | 25.4 to 27.1 (26.8) | 5.5 | 140 |
| 1 1/4 | 35 | 40 | LTFUS05L-B | 50 | 15 | LTFUS05L-A | 25 | 8 | --- | --- | --- | Yes | 1.380 to 1.410 (1.395) | 35.1 to 35.8 (35.5) | 7.0 | 178 |
| 1 1/2 | 41 | 50 | LTFUS06L-B | 50 | 15 | LTFUS06L-A | 25 | 8 | --- | --- | --- | No | 1.575 to 1.600 (1.587) | 40.0 to 40.6 (40.3) | 4.5 | 114 |
| 2 | 53 | 63 | LTFUS07L-B | 50 | 15 | LTFUS07L-A | 25 | 8 | --- | --- | --- | No | 2.020 to 2.045 (2.032) | 51.3 to 51.9 (51.6) | 6.0 | 152 |
| 2 1/2 | 63 | 70 | LTFUS08L-A | 25 | 8 | --- | --- | --- | --- | --- | --- | No | 2.480 to 2.505 (2.492) | 63.0 to 63.6 (63.3) | 8.0 | 203 |
| 3 | 78 | 80 | LTFUS09L-A | 25 | 8 | --- | --- | --- | --- | --- | --- | No | 3.070 to 3.100 (3.085) | 78.0 to 78.7 (78.4) | 10.0 | 254 |
| 4 | 103 | 100 | LTFUS11L-A | 25 | 8 | --- | --- | --- | --- | --- | --- | No | 4.000 to 4.040 (4.020) | 101.6 to 102.6 (102.1) | 12.0 | 305 |

System Ingress Ratings

| UL 50E "Listed" | |
|-------------------|------------------------------|
| Indoor | Type 4, 4X, 6, 12, 13 |
| Outdoor | Type 3, 3R, 4, 4X, 6 |
| NEMA 250 | Type 3, 3R, 4, 4X, 6, 12, 13 |
| CSA C22.2, No. 94 | Type 3, 3R, 4, 4X, 12, 13 |
| IEC 60529 | IP66, IP67, IP68, IP69 |

CSA certified for Direct Burial Application.

System Temperature Ratings

| | |
|--------|------------------------------------|
| UL | Dry: -30 to +105°C (-22 to +221°F) |
| | Oil: -30 to +70°C (-22 to +158°F) |
| | Wet: -30 to +60°C (-22 to +140°F) |
| CSA | Dry: -30 to +105°C (-22 to +221°F) |
| | Oil: -30 to +75°C (-22 to +167°F) |
| | Wet: -30 to +75°C (-22 to +167°F) |
| IEC/CE | Gen: -25 to +90°C (-13 to +194°F) |

For more information see Technical Data Sheet TDS000569. For download on our website. Please see also page H62 for more information.

Food & Beverage - Liquidtight flexible metal conduit

Type LTFU - CSA certified, UL Listed



Type LTFU - General Purpose

Food & Beverage, UL Listed, NSF Certified T&B Liquidtight Flexible Metallic Conduit provide excellent strength and Liquidtight performance for food industry equipment

Materials: Galvanized Steel Core, Smooth PVC Jacket, FDA approved compound with copper bonding wire from 3/8 to 1-1/4"

Colour: White (Standard)

Approvals



Conduit sizes 1/2" up to 2" meets CSA Heavy duty requirements, when used with series 5200/5300 liquidtight fittings.

| Trade Size | | | Coil Length | | | | | | | | | | Specifications | | | | |
|------------|-----|-----------|-----------------|-----|----|------------|-----|-----|-----------|-----|-----|------|---------------------------|---------------------------|------|-------------------------|--|
| UL | CSA | ISO/BS EN | Standard Carton | | | Small Reel | | | Bulk Reel | | | | UL Bond Wire | ID Range (Nominal) | | Min. Inside Bend Radius | |
| Inch | mm | mm | Part No. | Ft | M | Part No. | Ft | M | Part No. | Ft | M | Inch | | mm | Inch | mm | |
| 3/8 | 12 | 16 | LTFUS01W-C | 100 | 30 | --- | --- | --- | --- | --- | --- | Yes | 0.484 to 0.505 (0.493) | 12.3 to 12.8 (12.5) | 2.0 | 51 | |
| 1/2 | 16 | 20 | LTFUS02W-C | 100 | 30 | --- | --- | --- | --- | --- | --- | Yes | 0.622 to 0.642 (0.632) | 15.8 to 16.3 (16.0) | 3.0 | 76 | |
| 3/4 | 21 | 25 | LTFUS03W-C | 100 | 30 | --- | --- | --- | --- | --- | --- | Yes | 0.820 to 0.840 (0.830) | 20.8 to 21.3 (21.1) | 4.2 | 107 | |
| 1 | 27 | 32 | LTFUS04W-C | 100 | 30 | --- | --- | --- | --- | --- | --- | Yes | 1.041 to 1.066 (1.053) | 25.4 to 27.1 (26.8) | 5.5 | 140 | |
| 1 1/4 | 35 | 40 | LTFUS05W-B | 50 | 15 | --- | --- | --- | --- | --- | --- | Yes | 1.380 to 1.410 (1.395) | 35.1 to 35.8 (35.5) | 7.0 | 178 | |
| 1 1/2 | 41 | 50 | LTFUS06W-B | 50 | 15 | --- | --- | --- | --- | --- | --- | No | 1.575 to 1.600 (1.587) | 40.0 to 40.6 (40.3) | 4.5 | 114 | |
| 2 | 53 | 63 | LTFUS07W-B | 50 | 15 | --- | --- | --- | --- | --- | --- | No | 2.020 to 2.045 (2.032) | 51.3 to 51.9 (51.6) | 6.0 | 152 | |
| 2 1/2 | 63 | 70 | LTFUS08W-A | 25 | 8 | --- | --- | --- | --- | --- | --- | No | 2.480 to 2.505 (2.492) | 63.0 to 63.6 (63.3) | 8.0 | 203 | |
| 3 | 78 | 80 | LTFUS09W-A | 25 | 8 | --- | --- | --- | --- | --- | --- | No | 3.070 to 3.100 (3.085) | 78.0 to 78.7 (78.4) | 10.0 | 254 | |
| 4 | 103 | 100 | LTFUS11W-A | 25 | 8 | --- | --- | --- | --- | --- | --- | No | 4.000 to 4.040 (4.020) | 101.6 to 102.6 (102.1) | 12.0 | 305 | |

System Ingress Ratings

| UL 50E "Listed" | |
|-----------------|------------------------|
| Indoor | Type 4, 12, 13 |
| Outdoor | Type 3, 3R, 4 |
| NEMA 250 | Type 3, 3R, 4, 12, 14 |
| IEC 60529 | IP66, IP67, IP68, IP69 |

CSA certified for Direct Burial Application.

System Temperature Ratings

| | |
|--------|-----------------------------------|
| UL | Dry: -30 to +80°C (-22 to +176°F) |
| | Oil: -30 to +70°C (-22 to +158°F) |
| | Wet: -30 to +60°C (-22 to +140°F) |
| CSA | Dry: -30 to +60°C (-22 to +140°F) |
| | Oil: -30 to +60°C (-22 to +140°F) |
| | Wet: -30 to +60°C (-22 to +140°F) |
| IEC/CE | Gen: -25 to +90°C (-13 to +194°F) |

For more information see Technical Data Sheet TDS000021. For download on our website. Please see also page H62 for more information.

Food & Beverage Antimicrobial - Liquidtight flexible metal conduit

Type LT6FE - CE certified



Type LT6FE SST 316L - Antimicrobial

Stainless Steel 316L Food & Beverage, CE and NSF Certified T&B Liquidtight Flexible Metallic Conduit provide superior strength, corrosion protection and Liquidtight performance

Materials: Stainless Steel 316L Core, Smooth PVC Jacket, FDA approved compound

Colour: White (Standard)

Approvals



| Trade Size | | | Coil Length | | | | | | | | | Specifications | | | | |
|------------|-----|---------------|-----------------|-----|----|-------------|-----|-----|--------------|-----|-----|--------------------|---------------------------|---------------------------|----------------------------|-----|
| UL | CSA | ISO/ BS EN | Standard Carton | | | Small Reel | | | Small Carton | | | UL Bond Wire | ID Range (Nominal) | | Min. Inside Bend Radius | |
| Inch | mm | mm | Part No. | Ft | M | Part No. | Ft | M | Part No. | Ft | M | | Inch | mm | Inch | mm |
| ½ | 16 | 20 | LT6FES02W-C | 100 | 30 | LT6FES02W-K | 500 | 150 | LT6FES02W-A | 25 | 8 | No | 0.622 to 0.642 (0.632) | 15.8 to 16.3 (16.0) | 2.0 | 51 |
| ¾ | 21 | 25 | LT6FES03W-C | 100 | 30 | LT6FES03W-K | 500 | 150 | LT6FES03W-A | 25 | 8 | No | 0.820 to 0.840 (0.830) | 20.8 to 21.3 (21.1) | 2.5 | 64 |
| 1 | 27 | 32 | LT6FES04W-C | 100 | 30 | LT6FES04W-J | 400 | 120 | LT6FES04W-A | 25 | 8 | No | 1.041 to 1.066 (1.053) | 25.4 to 27.1 (26.8) | 3.0 | 76 |
| 1¼ | 35 | 40 | LT6FES05W-B | 50 | 15 | LT6FES05W-E | 200 | 60 | --- | --- | --- | No | 1.380 to 1.410 (1.395) | 35.1 to 35.8 (35.5) | 3.5 | 89 |
| 1½ | 41 | 50 | LT6FES06W-B | 50 | 15 | LT6FES06W-D | 150 | 45 | --- | --- | --- | No | 1.575 to 1.600 (1.587) | 40.0 to 40.6 (40.3) | 4.5 | 114 |
| 2 | 53 | 63 | LT6FES07W-B | 50 | 15 | LT6FES07W-C | 100 | 30 | --- | --- | --- | No | 2.020 to 2.045 (2.032) | 51.3 to 51.9 (51.6) | 5.5 | 140 |
| 2½ | 63 | 70 | LT6FES08W-A | 25 | 8 | --- | --- | --- | --- | --- | --- | No | 2.480 to 2.505 (2.492) | 63.0 to 63.6 (63.3) | 8.0 | 203 |
| 3 | 78 | 80 | LT6FES09W-A | 25 | 8 | --- | --- | --- | --- | --- | --- | No | 3.070 to 3.100 (3.085) | 78.0 to 78.7 (78.4) | 10.0 | 254 |
| 4 | 103 | 100 | LT6FES11W-A | 25 | 8 | --- | --- | --- | --- | --- | --- | No | 4.000 to 4.040 (4.020) | 101.6 to 102.6 (102.1) | 12.0 | 305 |

System Ingress Ratings

| UL 50E "Tested" | |
|-------------------|---------------------------|
| Indoor | NEMA 4, 4X, 12, 13 |
| Outdoor | NEMA 3, 3R, 4, 4X |
| CSA C22.2, No. 94 | Type 3, 3R, 4, 12, 13 |
| NEMA 250 | NEMA 3, 3R, 4, 4X, 12, 13 |
| IEC 60529 | IP66, IP67, IP68, IP69 |

System Temperature Ratings

| | |
|---------|------------------------------------|
| IEC/CE: | Dry: -55 to +105°C (-67 to +221°F) |
| | Gen: -45 to +105°C (+49 to +221°F) |

For more information see
 Technical Data Sheet TDS000086.
 For download on our website.
 Please see also page H62
 for more information.

Food & Beverage - Fittings and accessories

Series 5300SST6/ Series 5300SST6HT High Temperature

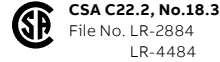
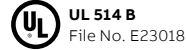


Series 5300SST6



Series 5300SST6HT - High Temperature

Approvals



Fittings

Accessories

Series 5300SST6 SST 316

Series 5300SST6HT SST 316 High Temperature



| Trade Size | | | Type | | | *Insulated | | | Insulated | | | *Sealing Gasket Part No. | Wire Mesh Grips Part No. | Conduit Support Part No. | **Lock Nuts SST Part No. | |
|------------|--------|--------------|------|--------|-------------------|--------------|--------------|-------------------|--------------|--------------|------|--------------------------|--------------------------|--------------------------|--------------------------|---------|
| UL Inch | CSA mm | ISO/BS EN mm | Std. | Thread | Straight Part No. | 45° Part No. | 90° Part No. | Straight Part No. | 45° Part No. | 90° Part No. | | | | | | |
| 3/8 | 12 | 16 | NPT | 1/2" | 5331SST6 | 5341SST6 | 5351SST6 | 5331SST6HT | 5341SST6HT | 5351SST6HT | 5261 | WMG-LT1 | P CLIP/16 | LNSS038 | | |
| | | | ISO | M16 | 9330SST6 | 9340SST6 | 9350SST6 | 9330SST6HT | 9340SST6HT | 9350SST6HT | | | | | --- | LNSSM16 |
| | | | PG | 13.5 | --- | --- | --- | --- | --- | --- | | | | | --- | |
| 1/2 | 16 | 20 | NPT | 1/2" | 5332SST6 | 5342SST6 | 5352SST6 | 5332SST6HT | 5342SST6HT | 5352SST6HT | 5262 | WMG-LT2 | P CLIP/20 | LNSS050 | | |
| | | | ISO | M20 | 9332SST6 | 9342SST6 | 9352SST6 | 9332SST6HT | 9342SST6HT | 9352SST6HT | | | | | --- | LNSSM20 |
| | | | PG | 16 | --- | --- | --- | --- | --- | --- | | | | | --- | |
| 3/4 | 21 | 25 | NPT | 3/4" | 5333SST6 | 5343SST6 | 5353SST6 | 5333SST6HT | 5343SST6HT | 5353SST6HT | 5263 | WMG-LT3 | P CLIP/25 | LNSS075 | | |
| | | | ISO | M25 | 9333SST6 | 9343SST6 | 9353SST6 | 9333SST6HT | 9343SST6HT | 9353SST6HT | | | | | --- | LNSSM25 |
| | | | PG | 21 | --- | --- | --- | --- | --- | --- | | | | | --- | |
| 1 | 27 | 32 | NPT | 1" | 5334SST6 | 5344SST6 | 5354SST6 | 5334SST6HT | 5344SST6HT | 5354SST6HT | 5264 | WMG-LT4 | P CLIP/32 | LNSS100 | | |
| | | | ISO | M32 | 9334SST6 | 9344SST6 | 9354SST6 | 9334SST6HT | 9344SST6HT | 9354SST6HT | | | | | --- | LNSSM32 |
| | | | PG | 29 | --- | --- | --- | --- | --- | --- | | | | | --- | |
| 1 1/4 | 35 | 40 | NPT | 1 1/4" | 5335SST6 | 5345SST6 | 5355SST6 | 5335SST6HT | 5345SST6HT | 5355SST6HT | 5265 | WMG-LT5 | P CLIP/40 | LNSS125 | | |
| | | | ISO | M40 | 9335SST6 | 9345SST6 | 9355SST6 | 9335SST6HT | 9345SST6HT | 9355SST6HT | | | | | --- | LNSSM40 |
| | | | PG | 36 | --- | --- | --- | --- | --- | --- | | | | | --- | |
| 1 1/2 | 41 | 50 | NPT | 1 1/2" | 5336SST6 | 5346SST6 | 5356SST6 | 5336SST6HT | 5346SST6HT | 5356SST6HT | 5266 | WMG-LT6 | P CLIP/50 | LNSS150 | | |
| | | | ISO | M50 | 9336SST6 | 9346SST6 | 9356SST6 | 9336SST6HT | 9346SST6HT | 9356SST6HT | | | | | --- | LNSSM50 |
| | | | PG | 42 | --- | --- | --- | --- | --- | --- | | | | | --- | |
| 2 | 53 | 63 | NPT | 2" | 5337SST6 | 5347SST6 | 5357SST6 | 5337SST6HT | 5347SST6HT | 5357SST6HT | 5267 | WMG-LT7 | P CLIP/63 | LNSS200 | | |
| | | | ISO | M63 | 9337SST6 | 9347SST6 | 9357SST6 | 9337SST6HT | 9347SST6HT | 9357SST6HT | | | | | --- | LNSSM63 |
| | | | PG | 48 | --- | --- | --- | --- | --- | --- | | | | | --- | |
| 2 1/2 | 63 | 70 | NPT | 2 1/2" | 5338-NB | --- | --- | --- | --- | --- | 5268 | WMG-LT8 | P CLIP/75 | --- | | |
| | | | ISO | --- | --- | --- | --- | --- | --- | --- | | | | | --- | HS907SS |
| | | | PG | --- | --- | --- | --- | --- | --- | --- | | | | | --- | |
| 3 | 78 | 80 | NPT | 3" | 5339-NB | --- | --- | --- | --- | --- | 5269 | WMG-LT9 | --- | --- | | |
| | | | ISO | --- | --- | --- | --- | --- | --- | --- | | | | | --- | HS908SS |
| | | | PG | --- | --- | --- | --- | --- | --- | --- | | | | | --- | |
| 4 | 103 | 100 | NPT | 4" | 5340-NB | --- | --- | --- | --- | --- | 5270 | WMG-LT10 | --- | --- | | |
| | | | ISO | --- | --- | --- | --- | --- | --- | --- | | | | | --- | HS910SS |
| | | | PG | --- | --- | --- | --- | --- | --- | --- | | | | | --- | |

*Seal gaskets required for Liquid and dust tight installations
 **Locknuts must be ordered separately for 5300SST6 Fittings
 ***Nickel plated brass

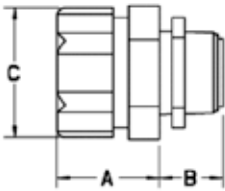
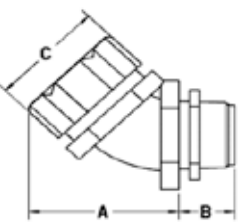
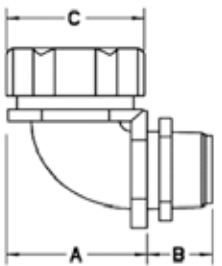
Technical Data

Approximate Dimensions

Series 52/53 Liquidtight Fittings

The dimensions in this table covers all T&B Liquidtight (T&B Series 52/53 Liquidtight Fittings) covering the following types:

- Series 5200/5300 Steel & Malleable Iron
- Series 5300SST6 Stainless Steel 316
- Series 5200AL Aluminum
- Series 5300-HT Steel & Malleable Iron
- Series 5300SSTHT Stainless Steel 316
- Series 5300-PT Steel
- 5300-NB Nickel Plated Brass

| Approximate Dimensions Straight Fittings - NPT, PG, ISO Threads | | | | | | | | | |
|---|-------------------------------|-----------|--------|---------------------------------|---------------------------------|--------------------------------|-------|-------|------|
| Trade Size | | | Inches | | | Millimeters | | | |
| Inches | Metric | ISO/BS EN | A | B | C | A | B | C | |
|  | 3/8 | 12 | 16 | 1 ⁵ / ₃₂ | 1 ¹ / ₂ | 9 ¹ / ₁₆ | 29.4 | 38.1 | 14.3 |
| | 1/2 | 16 | 20 | 1 ³ / ₈ | 1 ⁹ / ₁₆ | 9 ¹ / ₁₆ | 34.9 | 39.7 | 14.3 |
| | 3/4 | 21 | 25 | 1 ² / ₃₂ | 1 ⁵ / ₈ | 9 ¹ / ₁₆ | 42.1 | 41.3 | 14.3 |
| | 1 | 27 | 32 | 1 ⁷ / ₈ | 2 ¹ / ₁₆ | 3/4 | 47.6 | 52.4 | 19.1 |
| | 1 ¹ / ₄ | 35 | 40 | 2 ³ / ₃₂ | 2 ¹ / ₂ | 1 ³ / ₁₆ | 53.2 | 63.5 | 20.6 |
| | 1 ¹ / ₂ | 41 | 50 | 2 ²³ / ₃₂ | 2 ¹ / ₁₆ | 1 ³ / ₁₆ | 69.1 | 68.3 | 20.6 |
| | 2 | 53 | 63 | 3 ¹ / ₄ | 3 ¹ / ₁₆ | 7/8 | 82.6 | 77.8 | 22.2 |
| | 2 ¹ / ₂ | 63 | 70 | 3 ³ / ₄ | 4 ¹ / ₈ | 1 | 95.3 | 104.8 | 25.4 |
| | 3 | 78 | 80 | 4 ¹ / ₂ | 4 ¹ / ₄ | 1 | 114.3 | 108.0 | 25.4 |
| | 4 | 103 | 100 | 5 ¹ / ₂ | 4 ¹ / ₂ | 1 ¹ / ₈ | 139.7 | 114.3 | 28.6 |
| | 5 | 129 | 120 | 8 ³ / ₄ | 7 | 1 ¹ / ₈ | 222.3 | 177.8 | 47.6 |
| | 6 | 155 | 140 | 8 ³ / ₄ | 8 ¹ / ₂ | 2 | 222.3 | 215.9 | 50.8 |
| 45° Fittings - NPT, PG, ISO Threads | | | | | | | | | |
|  | 3/8 | 12 | 16 | 1 ⁵ / ₃₂ | 1 ⁹ / ₁₆ | 9 ¹ / ₁₆ | 29.4 | 39.7 | 14.3 |
| | 1/2 | 16 | 20 | 1 ³ / ₈ | 1 ⁷ / ₈ | 9 ¹ / ₁₆ | 34.9 | 73.0 | 14.3 |
| | 3/4 | 21 | 25 | 1 ² / ₃₂ | 2 ¹ / ₈ | 9 ¹ / ₁₆ | 42.1 | 54.0 | 14.3 |
| | 1 | 27 | 32 | 1 ⁷ / ₈ | 2 ¹ / ₄ | 3/4 | 47.6 | 57.2 | 19.1 |
| | 1 ¹ / ₄ | 35 | 40 | 2 ³ / ₃₂ | 2 ³ / ₄ | 1 ³ / ₁₆ | 53.2 | 69.9 | 20.6 |
| | 1 ¹ / ₂ | 41 | 50 | 2 ²³ / ₃₂ | 3 ³ / ₈ | 1 ³ / ₁₆ | 69.1 | 85.7 | 20.6 |
| | 2 | 53 | 63 | 3 ¹ / ₄ | 3 ⁷ / ₈ | 7/8 | 82.6 | 98.4 | 22.2 |
| | 2 ¹ / ₂ | 63 | 70 | 3 ³ / ₄ | 4 ¹ / ₄ | 1 | 95.3 | 108.0 | 25.4 |
| | 3 | 78 | 80 | 4 ¹ / ₂ | 4 ¹ / ₄ | 1 | 114.3 | 108.0 | 25.4 |
| | 4 | 103 | 100 | 5 ¹ / ₂ | 4 ¹ / ₂ | 1 ¹ / ₈ | 139.7 | 114.3 | 28.6 |
| 90° Fittings - NPT, PG, ISO Threads | | | | | | | | | |
|  | 3/8 | 12 | 16 | 1 ⁵ / ₃₂ | 1 ³ / ₈ | 9 ¹ / ₁₆ | 29.4 | 34.9 | 14.3 |
| | 1/2 | 16 | 20 | 1 ³ / ₈ | 1 ⁹ / ₁₆ | 9 ¹ / ₁₆ | 34.9 | 39.7 | 14.3 |
| | 3/4 | 21 | 25 | 1 ² / ₃₂ | 1 ³ / ₄ | 9 ¹ / ₁₆ | 42.1 | 44.5 | 14.3 |
| | 1 | 27 | 32 | 1 ⁷ / ₈ | 2 ³ / ₁₆ | 3/4 | 47.6 | 55.6 | 19.1 |
| | 1 ¹ / ₄ | 35 | 40 | 2 ³ / ₃₂ | 2 ³ / ₄ | 1 ³ / ₁₆ | 53.2 | 69.9 | 20.6 |
| | 1 ¹ / ₂ | 41 | 50 | 2 ²³ / ₃₂ | 2 ¹⁵ / ₁₆ | 1 ³ / ₁₆ | 69.1 | 74.6 | 20.6 |
| | 2 | 53 | 63 | 3 ¹ / ₄ | 3 ⁷ / ₁₆ | 7/8 | 82.6 | 87.3 | 22.2 |
| | 2 ¹ / ₂ | 63 | 70 | 3 ³ / ₄ | 8 ⁷ / ₈ | 1 | 95.3 | 225.4 | 25.4 |
| | 3 | 78 | 80 | 4 ¹ / ₂ | 10 ¹ / ₄ | 1 | 114.3 | 260.4 | 25.4 |
| | 4 | 103 | 100 | 5 ¹ / ₂ | 12 ⁵ / ₈ | 1 ¹ / ₈ | 139.7 | 320.7 | 28.6 |

Liquidtight flexible metal conduit

T&B Liquidtight Flexible Metallic Conduit are all designed to UL 360 ID and OD Dimensions to insure coordinated performance with Ser. 52/53 T&B Liquidtight Fittings



| Part No. | Trade Size | | | Inches | | | | Millimeters | | | |
|------------|------------|-----|-----------|-------------|-------|--------------|-------|-------------|-------|--------------|-------|
| | UL | CSA | ISO/BS EN | Inside (ID) | | Outside (OD) | | Inside (ID) | | Outside (OD) | |
| | Inches | mm | mm | Min | Max | Min | Max | Min | Max | Min | Max |
| LTxxS01x-* | 3/8 | 12 | 16 | 0.484 | 0.504 | 0.690 | 0.710 | 12.3 | 12.8 | 17.5 | 18.0 |
| LTxxS02x-* | 1/2 | 16 | 20 | 0.622 | 0.642 | 0.820 | 0.840 | 15.8 | 16.3 | 20.8 | 21.3 |
| LTxxS03x-* | 3/4 | 21 | 25 | 0.820 | 0.840 | 1.030 | 1.050 | 20.8 | 21.3 | 26.2 | 26.7 |
| LTxxS04x-* | 1 | 27 | 32 | 1.041 | 1.066 | 1.290 | 1.315 | 26.4 | 27.1 | 32.8 | 33.4 |
| LTGxx05x-* | 1 1/4 | 35 | 40 | 1.380 | 1.410 | 1.630 | 1.660 | 35.1 | 35.8 | 41.4 | 42.2 |
| LTxxS06x-* | 1 1/2 | 41 | 50 | 1.575 | 1.600 | 1.865 | 1.900 | 40.0 | 40.6 | 47.4 | 48.3 |
| LTxxS07x-* | 2 | 53 | 63 | 2.020 | 2.045 | 2.340 | 2.375 | 51.3 | 51.9 | 59.4 | 60.3 |
| LTxxS08x-* | 2 1/2 | 63 | 70 | 2.480 | 2.505 | 2.840 | 2.875 | 63.0 | 63.6 | 72.1 | 73.0 |
| LTxxS09x-* | 3 | 78 | 80 | 3.070 | 3.100 | 3.460 | 3.500 | 78.0 | 78.7 | 87.9 | 88.8 |
| LTxxS11x-* | 4 | 103 | 100 | 4.000 | 4.040 | 4.460 | 4.500 | 101.6 | 102.6 | 113.3 | 114.3 |
| LTxxS12x-* | 5 | 129 | --- | 4.975 | 5.035 | 5.505 | 5.565 | 126.4 | 127.9 | 139.8 | 141.4 |
| LTxxS13x-* | 6 | 155 | --- | 6.015 | 6.075 | 6.565 | 6.625 | 152.8 | 154.3 | 166.8 | 168.3 |

Fitting Entry Knockout Dimensions

T&B Liquidtight Flexible Metallic Conduit Fittings

Through hole and knockout dimensions for liquidtight fittings

| NPT | | | | ISO Metric | | | |
|------------|----------------------|--------|-------|------------|-------|----------------------|------|
| Trade Size | Actual Hole Diameter | | | Trade Size | Max | Actual Hole Diameter | |
| | Inches | Inches | mm | | | Min | Max |
| 3/8" | | | | M16 | --- | 0.638 | 16.2 |
| 1/2" | 7/8 | 0.885 | 22.5 | M20 | --- | 0.803 | 20.4 |
| 3/4" | --- | 1.115 | 28.3 | M25 | 1 | 1.000 | 25.4 |
| 1" | --- | 1.362 | 34.6 | M32 | --- | 1.280 | 32.5 |
| 1 1/4" | 1 1/16 | 1.701 | 43.2 | M40 | --- | 1.595 | 40.5 |
| 1 1/2" | 1 5/16 | 1.951 | 49.6 | M50 | 2 | 2.000 | 50.8 |
| 2" | 2 3/8 | 2.416 | 61.5 | M63 | 2 1/2 | 2.500 | 63.5 |
| 2 1/2" | 2 7/8 | 2.914 | 74.0 | --- | --- | --- | --- |
| 3" | 3 1/2 | 3.539 | 89.9 | --- | --- | --- | --- |
| 4" | 4 1/2 | 4.544 | 115.4 | --- | --- | --- | --- |
| 5" | 5 5/8 | 5.675 | 144.1 | --- | --- | --- | --- |
| 6" | --- | 6.813 | 173.1 | --- | --- | --- | --- |

T&B LIQUATITE* PART NUMBERS VS. T&B LTS PART NUMBERS

T&B Liquidtight Systems™

Cross reference chart

Type CSA conduit

| T&B Liquidtight OLD Cat. Numbers | ABB T&B LTS NEW Cat. Numbers | Length | | Trade Size |
|-------------------------------------|---------------------------------|--------|--------|---------------|
| | | Feet | Meters | |
| CSA038-30 | LTGCS01B-C | 100 | 30 | 3/8" |
| CSA038-150 | LTGCS01B-K | 500 | 150 | 3/8" |
| CSA038-300 | LTGCS01B-L | 1000 | 300 | 3/8" |
| CSA050-30 | LTGCS02B-C | 100 | 30 | 1/2" |
| CSA050-150 | LTGCS02B-K | 500 | 150 | 1/2" |
| CSA050-300 | LTGCS02B-L | 1000 | 300 | 1/2" |
| CSA075-30 | LTGCS03B-C | 100 | 30 | 3/4" |
| CSA075-150 | LTGCS03B-K | 500 | 150 | 3/4" |
| CSA075-300 | LTGCS03B-L | 1000 | 300 | 3/4" |
| CSA100-30 | LTGCS04B-C | 100 | 30 | 1" |
| CSA100-120 | LTGCS04B-J | 400 | 120 | 1" |
| CSA125-15 | LTGCS05B-B | 50 | 15 | 1-1/4" |
| CSA125-60 | LTGCS05B-E | 200 | 60 | 1-1/4" |
| CSA150-15 | LTGCS06B-B | 50 | 15 | 1-1/2" |
| CSA150-45 | LTGCS06B-D | 150 | 45 | 1-1/2" |
| CSA200-15 | LTGCS07B-B | 50 | 15 | 2" |
| CSA200-30 | LTGCS07B-C | 100 | 30 | 2" |
| CSA250-8 | LTGCS08B-A | 25 | 8 | 2-1/2" |
| CSA250-15 | LTGCS08B-B | 50 | 15 | 2-1/2" |
| CSA300-8 | LTGCS09B-A | 25 | 8 | 3" |
| CSA300-15 | LTGCS09B-B | 50 | 15 | 3" |
| CSA400-8 | LTGCS11B-A | 25 | 8 | 4" |
| CSA400-15 | LTGCS11B-B | 50 | 15 | 4" |

Type LA conduit

| T&B Liquidtight OLD Cat. Numbers | ABB T&B LTS NEW Cat. Numbers | Length | | Trade Size |
|-------------------------------------|---------------------------------|--------|--------|---------------|
| | | Feet | Meters | |
| LA038-30 | LTGUS01G-C | 100 | 30 | 3/8" |
| LA038-150 | LTGUS01G-K | 500 | 150 | 3/8" |
| LA038-300 | LTGUS01G-L | 1000 | 300 | 3/8" |
| LA050-30 | LTGUS02G-C | 100 | 30 | 1/2" |
| LA050-150 | LTGUS02G-K | 500 | 150 | 1/2" |
| LA050-300 | LTGUS02G-L | 1000 | 300 | 1/2" |
| LA075-30 | LTGUS03G-C | 100 | 30 | 3/4" |
| LA075-150 | LTGUS03G-K | 500 | 150 | 3/4" |
| LA075-300 | LTGUS03G-L | 1000 | 300 | 3/4" |
| LA100-30 | LTGUS04G-C | 100 | 30 | 1" |
| LA100-120 | LTGUS04G-J | 400 | 120 | 1" |
| LA125-15 | LTGUS05G-B | 50 | 15 | 1-1/4" |
| LA125-60 | LTGUS05G-E | 200 | 60 | 1-1/4" |
| LA150-15 | LTGUS06G-B | 50 | 15 | 1-1/2" |
| LA150-45 | LTGUS06G-D | 150 | 45 | 1-1/2" |
| LA200-15 | LTGUS07G-B | 50 | 15 | 2" |
| LA200-30 | LTGUS07G-C | 100 | 30 | 2" |
| LA250-8 | LTGUS08G-A | 25 | 8 | 2-1/2" |

*Liquidtight is a registered trademark of Electri-Flex Company.

Type LA conduit (cont'd)

| T&B Liguatite OLD Cat. Numbers | ABB T&B LTS NEW Cat. Numbers | Length | | Trade Size |
|-----------------------------------|---------------------------------|--------|--------|---------------|
| | | Feet | Meters | |
| LA250-80 | LTGUS08G-G | 275 | 80 | 2-1/2" |
| LA300-8 | LTGUS09G-A | 25 | 8 | 3" |
| LA300-50 | LTGUS09G-P | 175 | 50 | 3" |
| LA400-8 | LTGUS11G-A | 25 | 8 | 4" |
| LA400-30 | LTGUS11G-C | 100 | 30 | 4" |

Type ACEA conduit

| T&B Liguatite OLD Cat. Numbers | ABB T&B LTS NEW Cat. Numbers | Length | | Trade Size |
|-----------------------------------|---------------------------------|--------|--------|---------------|
| | | Feet | Meters | |
| ACEA038-30 | LTLES01G-C | 100 | 30 | 3/8" |
| ACEA038-300 | LTLES01G-K | 500 | 150 | 3/8" |
| ACEA050-30 | LTLES02G-C | 100 | 30 | 1/2" |
| ACEA050-300 | LTLES02G-K | 500 | 150 | 1/2" |
| ACEA075-30 | LTLES03G-C | 100 | 30 | 3/4" |
| ACEA075-150 | LTLES03G-K | 500 | 150 | 3/4" |
| ACEA100-30 | LTLES04G-C | 100 | 30 | 1" |
| ACEA100-120 | LTLES04G-J | 400 | 120 | 1" |
| ACEA125-15 | LTLES05G-B | 50 | 15 | 1-1/4" |
| ACEA125-60 | LTLES05G-E | 200 | 60 | 1-1/4" |
| ACEA150-15 | LTLES06G-B | 50 | 15 | 1-1/2" |
| ACEA150-45 | LTLES06G-D | 150 | 45 | 1-1/2" |
| ACEA200-15 | LTLES07G-B | 50 | 15 | 2" |
| ACEA200-30 | LTLES07G-C | 100 | 30 | 2" |
| ACEA250-8 | LTLES08G-A | 25 | 8 | 2-1/2" |
| ACEA300-8 | LTLES09G-A | 25 | 8 | 3" |
| ACEA400-8 | LTLES11G-A | 25 | 8 | 4" |

Type ALT conduit

| T&B Liguatite OLD Cat. Numbers | ABB T&B LTS NEW Cat. Numbers | Length | | Trade Size |
|-----------------------------------|---------------------------------|--------|--------|---------------|
| | | Feet | Meters | |
| ALT038-30 | LTAES01G-C | 100 | 30 | 3/8" |
| ALT038-150 | LTAES01G-K | 500 | 150 | 3/8" |
| ALT038-300 | LTAES01G-L | 1000 | 300 | 3/8" |
| ALT050-30 | LTAES02G-C | 100 | 30 | 1/2" |
| ALT050-150 | LTAES02G-K | 500 | 150 | 1/2" |
| ALT050-300 | LTAES02G-L | 1000 | 300 | 1/2" |
| ALT075-30 | LTAES03G-C | 100 | 30 | 3/4" |
| ALT075-150 | LTAES03G-K | 500 | 150 | 3/4" |
| ALT075-300 | LTAES03G-L | 1000 | 300 | 3/4" |
| ALT100-30 | LTAES04G-C | 100 | 30 | 1" |
| ALT100-120 | LTAES04G-J | 400 | 120 | 1" |
| ALT125-15 | LTAES05G-B | 50 | 15 | 1-1/4" |
| ALT125-60 | LTAES05G-E | 200 | 60 | 1-1/4" |
| ALT150-15 | LTAES06G-B | 50 | 15 | 1-1/2" |
| ALT150-45 | LTAES06G-D | 150 | 45 | 1-1/2" |
| ALT200-15 | LTAES07G-B | 50 | 15 | 2" |
| ALT200-30 | LTAES07G-C | 100 | 30 | 2" |
| ALT250-8 | LTAES08G-A | 25 | 8 | 2-1/2" |
| ALT300-8 | LTAES09G-A | 25 | 8 | 3" |
| ALT400-8 | LTAES11G-A | 25 | 8 | 4" |
| ALT500-8 | LTAES12G-A | 25 | 8 | 5" |
| ALT600-8 | LTAES13G-A | 25 | 8 | 6" |

Type AT conduit

| T&B Liguatite OLD Cat. Numbers | ABB T&B LTS NEW Cat. Numbers | Length | | Trade Size |
|-----------------------------------|---------------------------------|--------|--------|---------------|
| | | Feet | Meters | |
| AT038-30 | LTTES01G-C | 100 | 30 | 3/8" |
| AT038-150 | LTTES01G-K | 500 | 150 | 3/8" |
| AT038-300 | LTTES01G-L | 1000 | 300 | 3/8" |
| AT050-30 | LTTES02G-C | 100 | 30 | 1/2" |
| AT050-150 | LTTES02G-K | 500 | 150 | 1/2" |
| AT050-300 | LTTES02G-L | 1000 | 300 | 1/2" |
| AT075-30 | LTTES03G-C | 100 | 30 | 3/4" |
| AT075-150 | LTTES03G-K | 500 | 150 | 3/4" |
| AT075-300 | LTTES03G-L | 1000 | 300 | 3/4" |
| AT100-30 | LTTES04G-C | 100 | 30 | 1" |
| AT100-120 | LTTES04G-J | 400 | 120 | 1" |
| AT125-15 | LTTES05G-B | 50 | 15 | 1-1/4" |
| AT125-60 | LTTES05G-E | 200 | 60 | 1-1/4" |
| AT150-15 | LTTES06G-B | 50 | 15 | 1-1/2" |
| AT150-45 | LTTES06G-D | 150 | 45 | 1-1/2" |
| AT200-15 | LTTES07G-B | 50 | 15 | 2" |
| AT200-30 | LTTES07G-C | 100 | 30 | 2" |
| AT250-8 | LTTES08G-A | 25 | 8 | 2-1/2" |
| AT300-8 | LTTES09G-A | 25 | 8 | 3" |
| AT400-8 | LTTES11G-A | 25 | 8 | 4" |
| AT500-8 | LTTES12G-A | 25 | 8 | 5" |
| AT600-8 | LTTES13G-A | 25 | 8 | 6" |

Type ATLA conduit

| T&B Liguatite OLD Cat. Numbers | ABB T&B LTS NEW Cat. Numbers | Length | | Trade Size |
|-----------------------------------|---------------------------------|--------|--------|---------------|
| | | Feet | Meters | |
| ATLA038-30 | LTTUS01G-C | 100 | 30 | 3/8" |
| ATLA038-150 | LTTUS01G-K | 500 | 150 | 3/8" |
| ATLA038-300 | LTTUS01G-L | 1000 | 300 | 3/8" |
| ATLA050-30 | LTTUS02G-C | 100 | 30 | 1/2" |
| ATLA050-150 | LTTUS02G-K | 500 | 150 | 1/2" |
| ATLA050-300 | LTTUS02G-L | 1000 | 300 | 1/2" |
| ATLA075-30 | LTTUS03G-C | 100 | 30 | 3/4" |
| ATLA075-150 | LTTUS03G-K | 500 | 150 | 3/4" |
| ATLA075-300 | LTTUS03G-L | 1000 | 300 | 3/4" |
| ATLA100-30 | LTTUS04G-C | 100 | 30 | 1" |
| ATLA100-120 | LTTUS04G-J | 400 | 120 | 1" |
| ATLA125-15 | LTTUS05G-B | 50 | 15 | 1-1/4" |
| ATLA125-60 | LTTUS05G-E | 200 | 60 | 1-1/4" |
| ATLA150-15 | LTTUS06G-B | 50 | 15 | 1-1/2" |
| ATLA150-45 | LTTUS06G-D | 150 | 45 | 1-1/2" |
| ATLA200-15 | LTTUS07G-B | 50 | 15 | 2" |
| ATLA200-30 | LTTUS07G-C | 100 | 30 | 2" |
| ATLA250-8 | LTTUS08G-A | 25 | 8 | 2-1/2" |
| ATLA300-8 | LTTUS09G-A | 25 | 8 | 3" |
| ATLA400-8 | LTTUS11G-A | 25 | 8 | 4" |

Type ATX conduit

| T&B Liguatite OLD Cat. Numbers | ABB T&B LTS NEW Cat. Numbers | Length | | Trade Size |
|-----------------------------------|---------------------------------|--------|--------|---------------|
| | | Feet | Meters | |
| ATX038-30 | LTXES01B-C | 100 | 30 | 3/8" |
| ATX038-150 | LTXES01B-K | 500 | 150 | 3/8" |
| ATX038-300 | LTXES01B-L | 1000 | 300 | 3/8" |
| ATX050-30 | LTXES02B-C | 100 | 30 | 1/2" |
| ATX050-150 | LTXES02B-K | 500 | 150 | 1/2" |
| ATX050-300 | LTXES02B-L | 1000 | 300 | 1/2" |
| ATX075-30 | LTXES03B-C | 100 | 30 | 3/4" |
| ATX075-150 | LTXES03B-K | 500 | 150 | 3/4" |
| ATX075-300 | LTXES03B-L | 1000 | 300 | 3/4" |
| ATX100-30 | LTXES04B-C | 100 | 30 | 1" |
| ATX100-120 | LTXES04B-J | 400 | 120 | 1" |
| ATX125-15 | LTXES05B-B | 50 | 15 | 1-1/4" |
| ATX125-60 | LTXES05B-E | 200 | 60 | 1-1/4" |
| ATX150-15 | LTXES06B-B | 50 | 15 | 1-1/2" |
| ATX150-45 | LTXES06B-D | 150 | 45 | 1-1/2" |
| ATX200-15 | LTXES07B-B | 50 | 15 | 2" |
| ATX200-30 | LTXES07B-C | 100 | 30 | 2" |
| ATX250-8 | LTXES08B-A | 25 | 8 | 2-1/2" |
| ATX300-8 | LTXES09B-A | 25 | 8 | 3" |
| ATX400-8 | LTXES11B-A | 25 | 8 | 4" |

Type CBLA conduit

| T&B Liguatite OLD Cat. Numbers | ABB T&B LTS NEW Cat. Numbers | Length | | Trade Size |
|-----------------------------------|---------------------------------|--------|--------|---------------|
| | | Feet | Meters | |
| CBLA038-30 | LTBUS01L-C | 100 | 30 | 3/8" |
| CBLA038-150 | LTBUS01L-K | 500 | 150 | 3/8" |
| CBLA038-300 | LTBUS01L-L | 1000 | 300 | 3/8" |
| CBLA050-30 | LTBUS02L-C | 100 | 30 | 1/2" |
| CBLA050-150 | LTBUS02L-K | 500 | 150 | 1/2" |
| CBLA050-300 | LTBUS02L-L | 1000 | 300 | 1/2" |
| CBLA075-30 | LTBUS03L-C | 100 | 30 | 3/4" |
| CBLA075-150 | LTBUS03L-K | 500 | 150 | 3/4" |
| CBLA075-300 | LTBUS03L-L | 1000 | 300 | 3/4" |
| CBLA100-30 | LTBUS04L-C | 100 | 30 | 1" |
| CBLA100-120 | LTBUS04L-J | 400 | 120 | 1" |
| CBLA125-15 | LTBUS05L-B | 50 | 15 | 1-1/4" |
| CBLA125-60 | LTBUS05L-E | 200 | 60 | 1-1/4" |
| CBLA150-15 | LTBUS06L-B | 50 | 15 | 1-1/2" |
| CBLA150-45 | LTBUS06L-D | 150 | 45 | 1-1/2" |
| CBLA200-15 | LTBUS07L-B | 50 | 15 | 2" |
| CBLA200-30 | LTBUS07L-C | 100 | 30 | 2" |
| CBLA250-8 | LTBUS08L-A | 25 | 8 | 2-1/2" |
| CBLA250-80 | LTBUS08L-G | 275 | 80 | 2-1/2" |
| CBLA300-8 | LTBUS09L-A | 25 | 8 | 3" |
| CBLA300-50 | LTBUS09L-P | 175 | 50 | 3" |
| CBLA400-8 | LTBUS11L-A | 25 | 8 | 4" |
| CBLA400-30 | LTBUS11L-C | 100 | 30 | 4" |

Type CEA conduit

| T&B Liguatite OLD Cat. Numbers | ABB T&B LTS NEW Cat. Numbers | Length | | Trade Size |
|-----------------------------------|---------------------------------|--------|--------|---------------|
| | | Feet | Meters | |
| CEA038-150 | LTZES01B-C | 100 | 30 | 3/8" |
| CEA038-30 | LTZES01G-C | 100 | 30 | 3/8" |
| CEA050-150 | LTZES02B-C | 100 | 30 | 1/2" |
| CEA050-150 | LTZES02B-K | 500 | 150 | 1/2" |
| CEA050-300 | LTZES02B-L | 1000 | 300 | 1/2" |
| CEA050-30 | LTZES02G-C | 100 | 30 | 1/2" |
| CEA050-150 | LTZES02G-K | 500 | 150 | 1/2" |
| CEA050-300 | LTZES02G-L | 1000 | 300 | 1/2" |
| CEA075-150 | LTZES03B-C | 100 | 30 | 3/4" |
| CEA075-150 | LTZES03B-K | 500 | 150 | 3/4" |
| CEA075-30 | LTZES03G-C | 100 | 30 | 3/4" |
| CEA075-150 | LTZES03G-K | 500 | 150 | 3/4" |
| CEA100-120 | LTZES04B-C | 100 | 30 | 1" |
| CEA100-120 | LTZES04B-J | 400 | 120 | 1" |
| CEA100-30 | LTZES04G-C | 100 | 30 | 1" |
| CEA100-120 | LTZES04G-J | 400 | 120 | 1" |
| CEA125-60 | LTZES05B-B | 50 | 15 | 1-1/4" |
| CEA125-60 | LTZES05B-E | 200 | 60 | 1-1/4" |
| CEA125-15 | LTZES05G-B | 50 | 15 | 1-1/4" |
| CEA125-60 | LTZES05G-E | 200 | 60 | 1-1/4" |
| CEA150-45 | LTZES06B-B | 50 | 15 | 1-1/2" |
| CEA150-45 | LTZES06B-D | 150 | 45 | 1-1/2" |
| CEA150-15 | LTZES06G-B | 50 | 15 | 1-1/2" |
| CEA150-45 | LTZES06G-D | 150 | 45 | 1-1/2" |
| CEA200-30 | LTZES07B-B | 50 | 15 | 2" |
| CEA200-30 | LTZES07B-C | 100 | 30 | 2" |
| CEA200-15 | LTZES07G-B | 50 | 15 | 2" |
| CEA200-30 | LTZES07G-C | 100 | 30 | 2" |
| CEA250-8 | LTZES08G-A | 25 | 8 | 2-1/2" |
| CEA300-8 | LTZES09G-A | 25 | 8 | 3" |
| CEA400-8 | LTZES11G-A | 25 | 8 | 4" |
| CEA500-8 | LTZES12G-A | 25 | 8 | 5" |
| CEA600-8 | LTZES13G-A | 25 | 8 | 6" |

Type EMCS conduit

| T&B Liguatite OLD Cat. Numbers | ABB T&B LTS NEW Cat. Numbers | Length | | Trade Size |
|-----------------------------------|---------------------------------|--------|--------|---------------|
| | | Feet | Meters | |
| EMCS038-30 | LTCES01B-C | 100 | 30 | 3/8" |
| EMCS038-150 | LTCES01B-K | 500 | 150 | 3/8" |
| EMCS050-30 | LTCES02B-C | 100 | 30 | 1/2" |
| EMCS050-150 | LTCES02B-K | 500 | 150 | 1/2" |
| EMCS075-30 | LTCES03B-C | 100 | 30 | 3/4" |
| EMCS075-150 | LTCES03B-K | 500 | 150 | 3/4" |
| EMCS100-30 | LTCES04B-C | 100 | 30 | 1" |
| EMCS100-120 | LTCES04B-J | 400 | 120 | 1" |
| EMCS125-15 | LTCES05B-B | 50 | 15 | 1-1/4" |
| EMCS125-60 | LTCES05B-E | 200 | 60 | 1-1/4" |
| EMCS150-15 | LTCES06B-B | 50 | 15 | 1-1/2" |
| EMCS150-45 | LTCES06B-D | 150 | 45 | 1-1/2" |
| EMCS200-15 | LTCES07B-B | 50 | 15 | 2" |
| EMCS200-30 | LTCES07B-C | 100 | 30 | 2" |

Type EMS conduit

| T&B Liqueatite OLD Cat. Numbers | ABB T&B LTS NEW Cat. Numbers | Length | | Trade Size |
|------------------------------------|---------------------------------|--------|--------|---------------|
| | | Feet | Meters | |
| EMS038-30 | LTMES01B-C | 100 | 30 | 3/8" |
| EMS038-150 | LTMES01B-K | 500 | 150 | 3/8" |
| EMS038-300 | LTMES01B-L | 1000 | 300 | 3/8" |
| EMS050-30 | LTMES02B-C | 100 | 30 | 1/2" |
| EMS050-150 | LTMES02B-K | 500 | 150 | 1/2" |
| EMS050-300 | LTMES02B-L | 1000 | 300 | 1/2" |
| EMS075-30 | LTMES03B-C | 100 | 30 | 3/4" |
| EMS075-150 | LTMES03B-K | 500 | 150 | 3/4" |
| EMS100-30 | LTMES04B-C | 100 | 30 | 1" |
| EMS100-120 | LTMES04B-J | 400 | 120 | 1" |
| EMS125-15 | LTMES05B-B | 50 | 15 | 1-1/4" |
| EMS125-60 | LTMES05B-E | 200 | 60 | 1-1/4" |
| EMS150-15 | LTMES06B-B | 50 | 15 | 1-1/2" |
| EMS150-45 | LTMES06B-D | 150 | 45 | 1-1/2" |
| EMS200-15 | LTMES07B-B | 50 | 15 | 2" |
| EMS200-30 | LTMES07B-C | 100 | 30 | 2" |
| EMS250-8 | LTMES08B-A | 25 | 8 | 2-1/2" |
| EMS300-8 | LTMES09B-A | 25 | 8 | 3" |
| EMS400-8 | LTMES11B-A | 25 | 8 | 4" |

Type LAS conduit

| T&B Liqueatite OLD Cat. Numbers | ABB T&B LTS NEW Cat. Numbers | Length | | Trade Size |
|------------------------------------|---------------------------------|--------|--------|---------------|
| | | Feet | Meters | |
| LAS038-30 | LTEUS01B-C | 100 | 30 | 3/8" |
| LAS038-150 | LTEUS01B-K | 500 | 150 | 3/8" |
| LAS038-300 | LTEUS01B-L | 1000 | 300 | 3/8" |
| LAS050-30 | LTEUS02B-C | 100 | 30 | 1/2" |
| LAS050-150 | LTEUS02B-K | 500 | 150 | 1/2" |
| LAS050-300 | LTEUS02B-L | 1000 | 300 | 1/2" |
| LAS075-30 | LTEUS03B-C | 100 | 30 | 3/4" |
| LAS075-150 | LTEUS03B-K | 500 | 150 | 3/4" |
| LAS100-30 | LTEUS04B-C | 100 | 30 | 1" |
| LAS100-120 | LTEUS04B-J | 400 | 120 | 1" |

Type LOR conduit

| T&B Liqueatite OLD Cat. Numbers | ABB T&B LTS NEW Cat. Numbers | Length | | Trade Size |
|------------------------------------|---------------------------------|--------|--------|---------------|
| | | Feet | Meters | |
| LOR038-30 | LTOES01G-C | 100 | 30 | 3/8" |
| LOR038-150 | LTOES01G-K | 500 | 150 | 3/8" |
| LOR038-300 | LTOES01G-L | 1000 | 300 | 3/8" |
| LOR050-30 | LTOES02G-C | 100 | 30 | 1/2" |
| LOR050-150 | LTOES02G-K | 500 | 150 | 1/2" |
| LOR050-300 | LTOES02G-L | 1000 | 300 | 1/2" |
| LOR075-30 | LTOES03G-C | 100 | 30 | 3/4" |
| LOR075-150 | LTOES03G-K | 500 | 150 | 3/4" |
| LOR075-300 | LTOES03G-L | 1000 | 300 | 3/4" |
| LOR100-30 | LTOES04G-C | 100 | 30 | 1" |
| LOR100-120 | LTOES04G-J | 400 | 120 | 1" |
| LOR125-15 | LTOES05G-B | 50 | 15 | 1-1/4" |
| LOR125-60 | LTOES05G-E | 200 | 60 | 1-1/4" |
| LOR150-15 | LTOES06G-B | 50 | 15 | 1-1/2" |
| LOR150-45 | LTOES06G-D | 150 | 45 | 1-1/2" |

Type LOR conduit (cont'd)

| T&B Liquatite OLD Cat. Numbers | ABB T&B LTS NEW Cat. Numbers | Length | | Trade Size |
|-----------------------------------|---------------------------------|--------|--------|---------------|
| | | Feet | Meters | |
| LOR200-15 | LTOES07G-B | 50 | 15 | 2" |
| LOR200-30 | LTOES07G-C | 100 | 30 | 2" |
| LOR250-8 | LTOES08G-A | 25 | 8 | 2-1/2" |
| LOR300-8 | LTOES09G-A | 25 | 8 | 3" |
| LOR400-8 | LTOES11G-A | 25 | 8 | 4" |
| LOR500-8 | LTOES12G-A | 25 | 8 | 5" |
| LOR600-8 | LTOES13G-A | 25 | 8 | 6" |

Type LT conduit

| T&B Liquatite OLD Cat. Numbers | ABB T&B LTS NEW Cat. Numbers | Length | | Trade Size |
|-----------------------------------|---------------------------------|--------|--------|---------------|
| | | Feet | Meters | |
| LT038-30 | LTGES01G-C | 100 | 30 | 3/8" |
| LT038-150 | LTGES01G-K | 500 | 150 | 3/8" |
| LT038-300 | LTGES01G-L | 1000 | 300 | 3/8" |
| LT050-30 | LTGES02G-C | 100 | 30 | 1/2" |
| LT050-150 | LTGES02G-K | 500 | 150 | 1/2" |
| LT050-300 | LTGES02G-L | 1000 | 300 | 1/2" |
| LT075-30 | LTGES03G-C | 100 | 30 | 3/4" |
| LT075-150 | LTGES03G-K | 500 | 150 | 3/4" |
| LT075-300 | LTGES03G-L | 1000 | 300 | 3/4" |
| LT100-30 | LTGES04G-C | 100 | 30 | 1" |
| LT100-120 | LTGES04G-J | 400 | 120 | 1" |
| LT125-15 | LTGES05G-B | 50 | 15 | 1-1/4" |
| LT125-75 | LTGES05G-E | 200 | 60 | 1-1/4" |
| LT150-15 | LTGES06G-B | 50 | 15 | 1-1/2" |
| LT150-45 | LTGES06G-D | 150 | 45 | 1-1/2" |
| LT200-15 | LTGES07G-B | 50 | 15 | 2" |
| LT200-30 | LTGES07G-C | 100 | 30 | 2" |
| LT250-8 | LTGES08G-A | 25 | 8 | 2-1/2" |
| LT250-80 | LTGES08G-G | 275 | 80 | 2-1/2" |
| LT300-8 | LTGES09G-A | 25 | 8 | 3" |
| LT300-50 | LTGES09G-P | 175 | 50 | 3" |
| LT400-8 | LTGES11G-A | 25 | 8 | 4" |
| LT400-30 | LTGES11G-C | 100 | 30 | 4" |
| LT500-8 | LTGES12G-A | 25 | 8 | 5" |
| LT600-8 | LTGES13G-A | 25 | 8 | 6" |

Type ZHLA conduit

| T&B Liquatite OLD Cat. Numbers | ABB T&B LTS NEW Cat. Numbers | Length | | Trade Size |
|-----------------------------------|---------------------------------|--------|--------|---------------|
| | | Feet | Meters | |
| ZHLA038-30 | LTZUS01B-C | 100 | 30 | 3/8" |
| ZHLA038-150 | LTZUS01B-K | 500 | 150 | 3/8" |
| ZHLA038-300 | LTZUS01B-L | 1000 | 300 | 3/8" |
| ZHLA050-30 | LTZUS02B-C | 100 | 30 | 1/2" |
| ZHLA050-150 | LTZUS02B-K | 500 | 150 | 1/2" |
| ZHLA050-300 | LTZUS02B-L | 1000 | 300 | 1/2" |
| ZHLA075-30 | LTZUS03B-C | 100 | 30 | 3/4" |
| ZHLA075-150 | LTZUS03B-K | 500 | 150 | 3/4" |
| ZHLA075-300 | LTZUS03B-L | 1000 | 300 | 3/4" |
| ZHLA100-30 | LTZUS04B-C | 100 | 30 | 1" |
| ZHLA100-120 | LTZUS04B-J | 400 | 120 | 1" |
| ZHLA125-15 | LTZUS05B-B | 50 | 15 | 1-1/4" |
| ZHLA125-60 | LTZUS05B-E | 200 | 60 | 1-1/4" |
| ZHLA150-15 | LTZUS06B-B | 50 | 15 | 1-1/2" |
| ZHLA150-45 | LTZUS06B-D | 150 | 45 | 1-1/2" |
| ZHLA200-15 | LTZUS07B-B | 50 | 15 | 2" |
| ZHLA200-30 | LTZUS07B-C | 100 | 30 | 2" |
| ZHLA250-8 | LTZUS08B-A | 25 | 8 | 2-1/2" |
| ZHLA300-8 | LTZUS09B-A | 25 | 8 | 3" |
| ZHLA400-8 | LTZUS11B-A | 25 | 8 | 4" |

Chemical resistance guide for liquidtight fitting

This document serves as a guideline only and compatibility should be verified in the application environment to ensure suitability. Many factors can determine the exact suitability; such as temperature, duration of contact, nature of contact such as submersion and concentration of the chemicals involved.

See chemical resistance guide GM7636 for T&B Liquidtight Flexible Metallic Conduit.

| Resistance guide | | | | | | | | | | | | | | | |
|-------------------------------|----------|--------------|-------------------|---------------------|---|-------------------------------------|--------------------|----------------|-----------------------|-----------------------|-----------------------|-----------|-------------|--------------------|------------------|
| Chemicals | Metals | | | | | | | | | | Plastics & Elastomers | | | | |
| | Aluminum | Carbon Steel | Cast/Ductile Iron | Nickel Plated Brass | 303/304 Stainless Steel 1.4301 (V2A) | 316 Stainless Steel 1.4401 (V4A) | PA6 PA66 Polyamide | POM Polyacetal | PVC Polyvinylchloride | TPE-U/TPE-E Polyester | PP Polypropylene | EPR, EPDM | NBR Nitrile | CR Polychloroprene | TPU Polyurethane |
| 3 = Excellent | | | | | | | | | | | | | | | |
| 2 = Good | | | | | | | | | | | | | | | |
| 1 = Fair to poor | | | | | | | | | | | | | | | |
| 0 = Not recommended | | | | | | | | | | | | | | | |
| - = No data | | | | | | | | | | | | | | | |
| Acetate Solvents | 2 | 0 | 0 | 3 | 0 | 3 | 3 | 3 | 0 | 0 | 0 | 2 | 0 | 0 | 0 |
| Acetic Acid | 2 | 0 | 0 | 3 | 0 | 2 | 0 | 0 | 3 | 0 | 2 | 3 | 1 | 1 | 1 |
| Acetic Acid — 20% | 2 | 0 | 0 | 3 | 2 | 3 | 0 | 1 | 3 | 0 | 2 | 3 | 1 | 2 | - |
| Acetic Acid — 30% | 0 | - | 3 | 3 | 3 | 3 | 0 | 2 | - | 0 | 2 | 3 | 1 | 2 | - |
| Acetic Acid — 50% | 0 | - | 3 | 3 | 3 | 2 | 0 | 2 | - | 1 | 2 | 3 | 0 | 1 | - |
| Acetic Acid — 80% | 2 | 0 | 0 | 3 | 0 | 2 | 0 | 0 | - | 1 | 3 | 3 | 0 | 1 | - |
| Acetic Acid — Glacial | 2 | 0 | 0 | 2 | 1 | 3 | 0 | 0 | 3 | 1 | 1 | 2 | 0 | 0 | - |
| Acetone | 2 | 3 | 3 | 3 | 3 | 3 | 2 | 2 | 0 | 1 | 0 | 3 | 0 | 0 | 0 |
| Acetone Cyanohydrin | 2 | - | 2 | 3 | 2 | - | - | - | - | - | - | 0 | - | 2 | - |
| Acetonitrile (Methyl Cyanide) | 3 | 3 | 3 | 3 | 3 | 3 | 3 | 3 | 0 | - | 0 | 3 | 0 | 0 | 2 |
| Acetophenone | 2 | 3 | 3 | 3 | 3 | 2 | 3 | - | - | - | 1 | 2 | 0 | 0 | - |
| Acrylonitrile | 2 | 3 | 3 | 3 | 3 | 3 | 2 | - | 3 | 0 | 2 | 0 | 0 | 0 | 0 |
| Adipic Acid | 2 | 3 | 2 | 3 | 2 | 2 | 3 | 2 | 3 | 0 | 2 | 3 | 3 | 0 | - |
| Alcohol | 3 | 3 | 3 | 3 | 3 | 3 | 0 | 2 | 3 | 2 | 2 | 2 | - | - | - |
| Alcohol: Amyl | 2 | 2 | 2 | 3 | 3 | 3 | 3 | 3 | 3 | 3 | 2 | 3 | 2 | 2 | 0 |
| Alcohol: Benzyl | 2 | 2 | 2 | 3 | 2 | 2 | 0 | 3 | 3 | 0 | 3 | 1 | 0 | 1 | 1 |
| Alcohol: Butyl | 2 | 2 | 2 | 3 | 3 | 3 | 0 | 3 | 3 | 0 | 2 | 3 | 3 | 3 | 0 |
| Alcohol: Diacetone | 2 | 3 | 2 | 3 | 3 | 3 | 3 | 3 | 2 | 0 | 2 | 2 | 0 | 0 | 2 |
| Alcohol: Ethyl | 2 | 2 | 2 | 3 | 3 | 3 | 2 | 3 | 3 | 3 | 3 | 3 | 3 | 3 | 0 |
| Alcohol: Hexyl | 3 | 3 | 3 | 3 | 3 | 3 | 3 | 3 | 3 | 0 | 3 | 1 | 3 | 2 | 0 |
| Alcohol: Isobutyl | 2 | 1 | 1 | 3 | 3 | 3 | 2 | 3 | 3 | 2 | 3 | 2 | 1 | 3 | 0 |
| Alcohol: Isopropyl | 2 | 3 | 1 | 3 | 2 | 2 | 0 | 3 | 3 | 3 | 3 | 2 | 1 | 2 | 0 |
| Alcohol: Methyl | 2 | 3 | 3 | 3 | 3 | 3 | 2 | 3 | 3 | 2 | 3 | 2 | 3 | 3 | 0 |
| Alcohol: Octyl | 3 | 3 | 3 | 3 | 3 | 3 | 3 | 3 | 3 | 0 | - | 3 | 2 | 2 | 0 |
| Alcohol: Propyl | 3 | 3 | 3 | 3 | 3 | 3 | 2 | 3 | 3 | 0 | 3 | 2 | 3 | 3 | 0 |
| Aluminum Chloride | 0 | 0 | 0 | 0 | 0 | 1 | 0 | 2 | 3 | 1 | 3 | 3 | 3 | 3 | 2 |
| Ammonia 10% | 3 | 3 | 3 | 3 | 3 | 3 | 3 | 0 | 3 | - | 3 | 3 | - | 3 | - |
| Ammonia Anhydrous | 3 | 3 | 3 | 3 | 3 | 3 | 2 | 0 | 3 | 0 | 3 | 3 | - | 2 | - |
| Ammonia Liquids | 0 | - | 3 | 3 | 3 | - | - | 0 | 0 | - | 3 | 3 | 2 | 3 | 2 |

| Resistance guide | | | | | | | | | | | | | | | |
|-------------------------------|----------|--------------|-------------------|---------------------|--------------------------------------|----------------------------------|--------------------|----------------|-----------------------|-----------------------|-----------------------|-----------|-------------|--------------------|------------------|
| Chemicals | Metals | | | | | | | | | | Plastics & Elastomers | | | | |
| | Aluminum | Carbon Steel | Cast/Ductile Iron | Nickel Plated Brass | 303/304 Stainless Steel 1.4301 (V2A) | 316 Stainless Steel 1.4401 (V4A) | PA6 PA66 Polyamide | POM Polyacetal | PVC Polyvinylchloride | TPE-U/TPE-E Polyester | PP Polypropylene | EPR, EPDM | NBR Nitrile | CR Polychloroprene | TPU Polyurethane |
| Ammonia Liquors | 3 | - | 3 | 3 | 3 | - | - | - | 0 | - | - | - | 3 | - | |
| Aniline | 1 | 1 | 1 | 3 | 3 | 2 | 1 | 2 | 2 | 0 | 1 | 0 | 0 | 0 | |
| ASTM no.1 | 3 | - | 3 | 3 | 3 | - | - | 3 | 3 | 3 | - | 0 | 3 | 2 | |
| ASTM no.2 | 3 | - | 3 | 3 | 3 | - | - | 3 | 2 | 3 | - | 0 | 3 | 2 | |
| ASTM no.3 | 3 | - | 3 | 3 | 3 | - | - | 3 | - | 3 | - | 0 | 3 | 1 | |
| ASTM no.4 | 3 | - | 3 | 3 | 3 | - | - | 3 | - | 0 | - | 0 | 2 | 0 | |
| ASTM no.5 | 3 | - | 3 | 3 | 3 | - | - | - | - | 3 | - | 0 | 3 | 2 | |
| ASTM no.6 | 3 | - | 3 | 3 | 3 | - | - | - | - | 3 | - | 0 | 0 | 0 | |
| ASTM no.7 | 3 | - | 3 | 3 | 3 | - | - | - | - | 3 | - | 0 | 2 | 0 | |
| Benzaldehyde | 2 | 3 | 3 | 3 | 2 | 2 | 0 | 3 | - | 2 | 0 | 2 | 0 | 0 | |
| Benzene | 2 | 3 | 2 | 3 | 2 | 2 | 3 | 3 | 2 | 1 | 0 | 0 | 0 | 0 | |
| Blood | - | - | - | 3 | 3 | 3 | - | - | 3 | - | 3 | - | - | - | |
| Brake Fluid (Mineral) | 3 | 3 | 3 | 3 | 3 | 3 | 2 | 3 | 0 | 0 | 0 | 3 | 1 | 2 | |
| Carbon Tetrachloride | 0 | 0 | 0 | 3 | 2 | 2 | 0 | 2 | 0 | 0 | 0 | 0 | 1 | 0 | |
| Caustic | 0 | - | - | 3 | 3 | 3 | - | - | - | 0 | - | - | - | - | |
| Chlorinated Water | 0 | - | - | 3 | 2 | 2 | 0 | 0 | 0 | 0 | 1 | 0 | 1 | 1 | |
| Chlorine Water | 0 | - | - | 3 | 1 | 1 | 1 | 0 | 0 | - | 0 | 1 | - | 0 | |
| Chloroform | 0 | 2 | 0 | 3 | 3 | 3 | 0 | 2 | 0 | 0 | 0 | 0 | 0 | 0 | |
| Citric Acid | 1 | 0 | 0 | 3 | 2 | 3 | 0 | 2 | 3 | 3 | 2 | 3 | - | 3 | |
| Copper Sulfate | - | - | - | 3 | 3 | 3 | 1 | 3 | 3 | 2 | 3 | 3 | - | 3 | |
| Creosols | 2 | - | 1 | 3 | 3 | - | - | 2 | 2 | - | 0 | 0 | 0 | 0 | |
| Cresols | 2 | 1 | 1 | 3 | 3 | 3 | 0 | 0 | 3 | 0 | 0 | 0 | - | 0 | |
| Crude Oil | 3 | - | 2 | 3 | 3 | 3 | 3 | 0 | - | 2 | 0 | 0 | 2 | 1 | |
| Diesel Fuel | 3 | 3 | 3 | 3 | 3 | 3 | 3 | 3 | 2 | 2 | 2 | 0 | - | 0 | |
| Diethylamine | 2 | 2 | 0 | 3 | 2 | 2 | 2 | 2 | - | - | 1 | 2 | - | 2 | |
| Dyes | 2 | - | 2 | 3 | 3 | 3 | 3 | 1 | - | - | - | - | - | 1 | |
| Ethane | 3 | 3 | 3 | 3 | 3 | 3 | 0 | 3 | - | - | 0 | 0 | 3 | 1 | |
| Ethanol (Ethyl Alcohol) | 2 | 2 | 2 | 3 | 3 | 3 | 1 | 3 | - | 3 | 3 | 3 | 3 | 3 | |
| Ethanolamine | 2 | 3 | 2 | 3 | 3 | 3 | 3 | 0 | - | - | 0 | 2 | 2 | 1 | |
| Ether | 2 | 1 | 1 | 3 | 3 | 3 | 3 | 3 | - | - | 0 | 1 | - | 0 | |
| Ethyl Ether | 1 | 1 | 1 | 2 | 2 | 2 | 2 | 2 | 0 | - | 0 | 0 | 0 | 0 | |
| Ethyl Formate | 1 | - | 3 | 2 | 2 | 2 | - | 3 | 0 | 0 | - | 1 | 0 | 2 | |
| Ethylene Glycol | 2 | 2 | 2 | 3 | 2 | 2 | 2 | 2 | 3 | 1 | 3 | 3 | 3 | 3 | |
| Freon 32 | 0 | 3 | 3 | 3 | 3 | 3 | - | 3 | - | - | - | 3 | 3 | 3 | |
| Gasoline | 3 | 3 | 3 | 3 | 3 | 3 | - | 3 | 2 | 3 | 0 | 0 | 3 | 0 | |
| Gelatin | 2 | 3 | 0 | 3 | 3 | 3 | 2 | 2 | - | 2 | 3 | 3 | 3 | 3 | |
| Glycol | 2 | - | 2 | 2 | 2 | 2 | 1 | 2 | - | - | 3 | 3 | - | 3 | |
| Grapefruit Oil | - | 0 | 0 | 3 | 3 | 3 | - | - | 3 | - | - | - | 3 | 0 | |
| Grease | 3 | 3 | 3 | 3 | 3 | 3 | - | 0 | 3 | - | - | 0 | - | 0 | |
| Heavy Water | 3 | - | 1 | 2 | 3 | - | - | - | - | 2 | - | 3 | 3 | - | |
| Hexane | 3 | 3 | 3 | 3 | 3 | 3 | 2 | 1 | 2 | 3 | 1 | 0 | 3 | 0 | |
| Hexanol | 3 | - | 3 | 3 | 3 | - | - | 3 | - | 0 | 3 | 3 | 3 | 2 | |
| Hexanol Tertiary | 3 | 3 | 3 | 3 | 3 | 3 | 3 | 3 | - | - | 2 | - | - | - | |
| Hexyl Alcohol | 3 | - | - | 2 | 3 | - | - | - | - | - | 3 | - | - | 2 | |
| Hexyl Alcohol | 3 | - | 3 | 2 | 3 | - | - | - | - | 0 | - | 1 | 2 | 2 | |
| Hexylene Glycol (Brake Fluid) | 3 | - | 3 | 2 | 3 | - | - | - | - | 0 | - | 1 | 3 | 3 | |

Chemical resistance guide

| Resistance guide | | | | | | | | | | | | | | | | |
|--------------------------------|----------|--------------|-------------------|---------------------|-------------------------|--------------|---------------------|--------------|--------------------|----------------|-----------------------|-----------------------|------------------|-----------|-------------|--------------------|
| Chemicals | Metals | | | | | | | | | | Plastics & Elastomers | | | | | |
| | Aluminum | Carbon Steel | Cast/Ductile Iron | Nickel Plated Brass | 303/304 Stainless Steel | 1.4301 (V2A) | 316 Stainless Steel | 1.4401 (V4A) | PA6 PA66 Polyamide | POM Polyacetal | PVC Polyvinylchloride | TPE-U/TPE-E Polyester | PP Polypropylene | EPR, EPDM | NBR Nitrile | CR Polychloroprene |
| Hydraulic Oil (Petro) | 3 | 3 | 3 | 3 | 3 | 3 | 3 | 3 | 2 | - | 0 | 0 | 0 | - | 3 | - |
| Hydraulic Oil (Petroleum Base) | 3 | 3 | 3 | 3 | 3 | 3 | 3 | 3 | 1 | 3 | 0 | 0 | 0 | - | 2 | - |
| Hydraulic Oil (Petroleum) | 3 | - | 3 | 3 | 3 | 3 | 3 | 3 | 2 | 3 | 0 | 0 | 3 | 2 | - | - |
| Hydraulic Oil (Synthetic) | 3 | 3 | 3 | 3 | 3 | 3 | 3 | 3 | 2 | 3 | 0 | 0 | 0 | 0 | 0 | 2 |
| Hydrazine | 2 | 0 | 0 | 3 | 3 | 3 | - | 2 | - | 0 | 0 | 3 | 2 | 1 | 0 | 0 |
| Hydrochloric Acid - 10% | 0 | 0 | 0 | 3 | 0 | 0 | 0 | 0 | 3 | 0 | 3 | 3 | - | 0 | - | - |
| Hydrochloric Acid - 37% | 0 | 0 | 0 | 3 | 0 | 0 | 0 | 0 | 3 | 0 | 1 | 1 | 2 | 0 | 0 | 0 |
| Hydrogen Peroxide - 30% | 3 | 2 | 0 | 3 | 2 | 2 | 0 | 0 | 3 | 0 | 2 | 2 | - | 0 | - | - |
| Hydrogen Peroxide - 90% | 3 | - | 0 | 2 | 3 | - | 0 | 0 | 3 | 0 | 3 | 1 | - | 0 | - | - |
| Isopropyl Alcohol | 3 | 3 | 3 | 3 | 3 | 3 | 0 | 3 | - | 3 | 3 | 2 | 3 | 2 | 0 | 0 |
| Isopropyl Amine | - | - | 3 | 3 | 3 | - | - | - | - | - | - | - | 0 | - | - | - |
| Isopropyl Chloride | 0 | - | 3 | 3 | 3 | 3 | - | 3 | - | - | 0 | 0 | 0 | 0 | 0 | 0 |
| Isopropyl Ether | 2 | 3 | 3 | 3 | 3 | 3 | 3 | 0 | - | - | 0 | 0 | 2 | 0 | 0 | 2 |
| Jet Fuel (JP1 to JP6) | 3 | 3 | 3 | 3 | 3 | 3 | 1 | 3 | - | - | 0 | 0 | - | 0 | - | - |
| Kerosene | 3 | 3 | 3 | 3 | 3 | 3 | 3 | 3 | 3 | 3 | 1 | 0 | 0 | 3 | 0 | 2 |
| Ketchup | - | - | - | 3 | 3 | 3 | 3 | 3 | 3 | - | - | 3 | - | 3 | - | - |
| Ketones | 2 | 3 | 3 | 3 | 3 | 3 | 3 | 0 | 0 | 0 | 0 | 3 | 0 | 0 | 0 | 0 |
| Lacquers | 3 | 1 | 1 | 2 | 3 | 3 | 3 | 0 | 0 | 0 | 0 | 0 | 0 | 0 | 0 | 0 |
| Lactic Acid | 0 | 0 | 0 | 3 | 2 | 2 | 0 | 1 | - | 0 | 2 | 3 | - | 1 | - | - |
| Lactic Acid - 5% Solution | 1 | - | 0 | 3 | 3 | - | - | 3 | - | 0 | 3 | 3 | 3 | 3 | 2 | 2 |
| Lard | 3 | 3 | 3 | 3 | 2 | 3 | 3 | 2 | - | 2 | 2 | 0 | - | 0 | - | - |
| Lard Oil (Cold) | 3 | 3 | 3 | 3 | 3 | 3 | - | 3 | - | - | - | 0 | - | 2 | - | - |
| Lard Oil (Hot) | 3 | 3 | 3 | 3 | 3 | 3 | - | 3 | - | 2 | 2 | 0 | 3 | 2 | 1 | 1 |
| Latex | 3 | - | - | 3 | 3 | 3 | 3 | 1 | - | - | 3 | 3 | 3 | 2 | 0 | 0 |
| Lubricants | 3 | 3 | 3 | 3 | 3 | 3 | 3 | 3 | 3 | 3 | 2 | 0 | - | 0 | - | - |
| Lubricants (Petroleum) | 1 | - | 3 | 3 | 3 | 3 | 3 | 3 | 3 | 3 | 0 | 0 | 3 | 2 | 2 | 2 |
| Lubricating Oil | 3 | 3 | 3 | 3 | 3 | 3 | 3 | 3 | 3 | 3 | 3 | 0 | - | 2 | - | - |
| Methanol | 2 | 3 | 3 | 3 | 3 | 3 | 2 | 3 | - | 2 | 3 | 3 | 3 | 3 | 0 | 0 |
| Methyl Acetate | 2 | 2 | 2 | 2 | 3 | 2 | 3 | 2 | 0 | 1 | 0 | 1 | 0 | 0 | 0 | 0 |
| Methyl Acetone | 3 | 3 | 3 | 2 | 3 | 3 | 3 | 0 | - | - | 0 | 3 | 1 | 0 | - | - |
| Methyl Bromide | 0 | 3 | 3 | 3 | 3 | 3 | 0 | 0 | 0 | 0 | 0 | 0 | 2 | 0 | 0 | 0 |
| Methyl Ethyl Ketone (MEK) | 2 | 3 | 3 | 3 | 3 | 3 | 1 | 1 | 0 | 2 | 0 | 3 | 0 | 0 | 0 | 0 |
| Methyl Formate | 3 | - | 2 | 2 | 2 | 2 | - | 3 | - | - | - | 1 | 0 | 2 | 0 | 0 |
| Nitric Acid - 10% | 0 | 0 | 0 | 1 | 3 | 3 | 0 | 0 | 3 | 0 | 0 | 2 | - | 2 | - | - |
| Nitric Acid - 70% | 3 | - | 0 | 1 | 3 | 3 | 0 | 0 | 0 | 0 | 0 | 0 | - | 0 | - | - |
| Olive Oil | 3 | 3 | 3 | 3 | 2 | 3 | 3 | 3 | - | - | 3 | 0 | 3 | 0 | 3 | 3 |
| Ozone | 2 | 0 | 1 | 3 | 2 | 2 | 0 | 0 | - | 1 | 0 | 3 | 0 | 1 | 3 | 3 |
| Paint Thinner, Duco | 0 | 2 | 2 | 3 | 2 | 3 | 3 | 3 | 0 | - | 0 | 0 | 0 | 0 | 0 | 0 |
| Paraffin | 3 | 3 | 3 | 3 | 3 | 3 | 3 | 3 | 3 | - | 3 | 0 | 3 | 2 | 3 | 3 |
| Petroleum | 0 | - | 1 | 3 | 3 | 3 | 3 | 2 | 2 | 2 | 2 | 0 | - | 2 | - | - |
| Petroleum Ether | 2 | - | 2 | 3 | 3 | 3 | 3 | 3 | 2 | - | 3 | 0 | 3 | 0 | 2 | 2 |
| Phenol | 2 | - | 0 | 3 | 3 | - | - | 3 | 2 | 0 | 1 | - | 0 | 0 | 0 | 0 |
| Phenol (10%) | 3 | 0 | 0 | 3 | 2 | 2 | 0 | 2 | 2 | - | 2 | 2 | - | 0 | - | - |
| Phosphoric Acid - 10% | 0 | - | 0 | 3 | 3 | - | 0 | - | 3 | - | 3 | 3 | - | 2 | - | - |
| Phosphoric Acid - 20% | 0 | - | 0 | 3 | 3 | 2 | 0 | 0 | 3 | - | 3 | 3 | 2 | 2 | 1 | 1 |
| Salt Brine | 1 | 0 | 0 | 1 | 2 | 0 | 3 | 2 | 2 | 3 | 3 | 3 | - | 3 | - | - |

| Resistance guide | | | | | | | | | | | | | | | |
|---|----------|--------------|-------------------|---------------------|--------------------------------------|----------------------------------|--------------------|----------------|-----------------------|-----------------------|-----------------------|-----------|-------------|--------------------|------------------|
| Chemicals | Metals | | | | | | | | | | Plastics & Elastomers | | | | |
| | Aluminum | Carbon Steel | Cast/Ductile Iron | Nickel Plated Brass | 303/304 Stainless Steel 1.4301 (V2A) | 316 Stainless Steel 1.4401 (V4A) | PA6 PA66 Polyamide | POM Polyacetal | PVC Polyvinylchloride | TPE-U/TPE-E Polyester | PP Polypropylene | EPR, EPDM | NBR Nitrile | CR Polychloroprene | TPU Polyurethane |
| Salt Water | 0 | 0 | 0 | 1 | 1 | 2 | 3 | 3 | 2 | 3 | 3 | 3 | 2 | 0 | |
| Sea Water | 0 | 0 | 0 | 1 | 1 | 1 | 3 | 3 | 3 | 3 | 3 | 3 | 2 | 3 | |
| Sea Water (Brine) | 3 | - | 1 | 1 | 3 | - | 3 | 3 | 3 | - | 3 | 3 | 2 | - | |
| Sewage | 0 | 0 | 0 | 2 | 3 | 3 | - | 3 | - | 2 | 3 | 1 | 2 | 0 | |
| Silicone | 2 | 3 | 3 | 3 | 3 | 3 | 3 | 3 | 3 | 3 | 3 | - | 3 | - | |
| Silicone Grease | - | - | - | 3 | - | - | - | 3 | - | 3 | - | 3 | 3 | 3 | |
| Silicone Oil | 2 | 3 | 2 | 3 | 3 | 3 | 3 | 3 | 2 | 3 | 3 | 3 | 0 | 3 | |
| Silver Nitrate | 0 | 1 | 0 | 3 | 2 | 2 | 3 | 3 | 0 | 2 | 3 | 2 | 3 | 3 | |
| Skydol 7000 | - | - | - | 3 | 3 | - | - | 3 | 0 | - | 3 | 0 | 0 | 0 | |
| Skydrol | - | - | - | 3 | - | - | 1 | - | 2 | - | 3 | - | 0 | - | |
| Skydrol 500 | - | - | - | 3 | 3 | - | 1 | 3 | 1 | - | 3 | 0 | 0 | 0 | |
| Skydrol Hydraulic Fluid | - | - | - | 3 | 3 | - | 1 | - | - | - | 3 | - | 0 | - | |
| Sodium Chloride | 1 | 0 | 0 | 1 | 1 | 1 | 3 | 2 | 3 | 3 | 3 | 3 | 3 | 3 | |
| Sodium Hydroxide | 0 | - | 2 | 3 | 3 | - | 1 | 0 | 2 | - | 3 | 3 | 2 | - | |
| Sodium Hydroxide (< 10%) (Caustic Soda) | - | - | - | 3 | - | - | - | - | 3 | - | - | - | - | - | |
| Sodium Hydroxide (< 50%) (Caustic Soda) | - | - | - | 3 | - | - | - | - | 3 | - | - | - | - | - | |
| Sodium Hydroxide (20%) | 0 | 3 | 2 | 3 | 2 | 2 | 3 | 3 | 2 | 3 | 2 | 3 | 2 | 2 | |
| Sodium Hydroxide (50%) | 0 | 0 | 0 | 3 | 2 | 2 | 3 | 3 | 3 | 1 | 3 | 2 | 0 | 1 | |
| Sulfur Dioxide | 0 | - | 0 | 0 | 0 | 3 | 1 | 0 | 0 | 0 | 3 | 2 | 0 | 1 | |
| Sulfur Dioxide (dry) | 2 | 3 | 3 | 0 | 0 | 3 | 2 | 2 | 3 | 1 | 3 | 3 | - | - | |
| Sulfur Dioxide Gas Dry | 0 | - | 2 | 0 | 3 | 3 | 2 | 2 | 3 | 0 | 1 | 3 | - | - | |
| Sulfuric Acid - Concentrated | - | - | - | 0 | - | - | 0 | 0 | 0 | 0 | 2 | 0 | - | - | |
| Sulfuric Acid (<10%) | 0 | 1 | 0 | 0 | 0 | 1 | 1 | 0 | 2 | 3 | 3 | 3 | 0 | 0 | |
| Sulfuric Acid (10-75%) | 0 | 0 | 0 | 0 | 0 | 0 | 0 | 0 | 1 | - | 3 | 2 | - | - | |
| Sulfuric Acid (75-100%) | 0 | 0 | 0 | 0 | 1 | 0 | 0 | - | 0 | 1 | 1 | 2 | - | - | |
| Sulfuric Acid (hot concentrated) | 0 | 0 | 0 | 0 | 0 | 1 | 0 | - | 0 | - | 0 | 0 | - | - | |
| Syrup | 3 | - | - | 3 | 3 | 3 | - | 3 | 3 | - | 3 | 3 | 2 | - | |
| Toluene | 3 | - | 3 | 3 | - | 3 | 3 | - | 0 | - | 0 | - | 0 | - | |
| Transformer Oil | 3 | - | 2 | 3 | 3 | 3 | 3 | 1 | - | - | 0 | 0 | 3 | 1 | |
| Trichlorethylene | 0 | - | 1 | 3 | - | 3 | 3 | - | 0 | - | 2 | - | - | - | |
| Turbine Oil | 3 | 3 | 3 | 3 | 3 | 3 | 3 | 3 | - | - | 2 | 0 | 2 | 0 | |
| Turpentine | 3 | - | 2 | 3 | 3 | 3 | 2 | 3 | 2 | 2 | 0 | 0 | 3 | 0 | |
| Unleaded Gasoline | 3 | - | 3 | 3 | - | 3 | 3 | - | - | - | 0 | - | - | - | |
| Urea | 2 | - | 2 | 2 | 2 | 2 | 1 | 3 | 3 | 2 | 3 | 3 | 2 | 2 | |
| Urine | 2 | 3 | 2 | 3 | 3 | 3 | 2 | 1 | - | - | 3 | 3 | 3 | 0 | |
| Vegetable Oil | 2 | 2 | 2 | 3 | 3 | 3 | 3 | 3 | - | - | 0 | 0 | 3 | 0 | |
| Vinyl Acetate | 2 | 2 | 1 | 3 | 2 | 2 | - | - | 0 | - | 0 | 2 | 0 | 0 | |
| Water | 3 | 0 | 0 | 3 | 3 | 3 | - | 3 | 3 | 3 | 2 | 3 | - | - | |
| White Spirit | - | - | - | 3 | - | 3 | 3 | 3 | 3 | 3 | - | - | - | - | |
| Zinc Chloride | 0 | 0 | 0 | 3 | 0 | 0 | 1 | 0 | 3 | 2 | 3 | 3 | 2 | 3 | |

3 = Excellent
 2 = Good
 1 = Fair to poor
 0 = Not recommended
 - = No data

Ingress protection

IEC 60529 IP Rating & NEMA 250 / UL50E Enclosures

IP suitability ratings are a system for classifying the degree of protection provided by enclosures of electrical equipment.

Protection against Solid Bodies

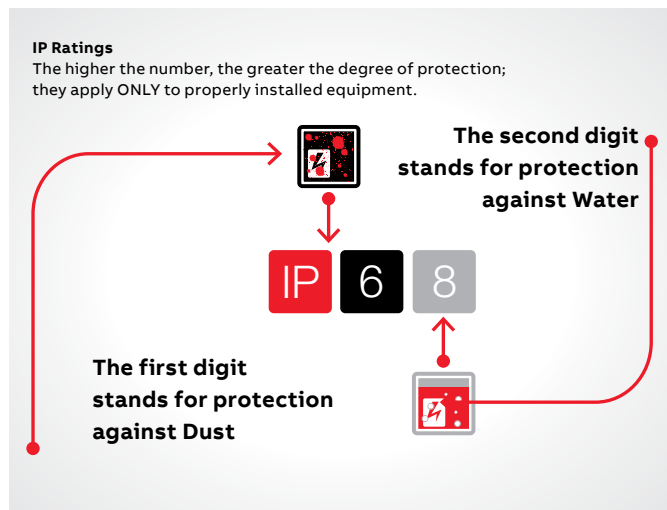
Degree of protection for persons against access to hazardous parts inside the enclosure and/or against the ingress of solid foreign objects.

Protection against Water

Degree of protection of equipment inside enclosures against damage from the ingress of water.

| | | |
|---|----------|--|
|  | 0 | No protection |
|  | 1 | Objects greater than 50 mm, accidental touch by hands |
|  | 2 | Objects greater than 12 mm, accidental touch by fingers |
|  | 3 | Objects greater than 2.5 mm, e.g. tools/wires |
|  | 4 | Objects greater than 1 mm, e.g. tools/wires/small wires |
|  | 5 | Protected against dust - limited ingress (no harmful deposits) |
|  | 6 | Totally protected against dust (Dust-tight) |


| | | |
|---|----------|--|
|  | 0 | No protection |
|  | 1 | Protected against vertically falling drops of water |
|  | 2 | Protected against direct sprays of water 15° from vertical |
|  | 3 | Protected against sprays of water to 60° from vertical |
|  | 4 | Protected against water sprayed from all directions - limited ingress permitted |
|  | 5 | Protected against low pressure jets of water from all directions - limited ingress permitted |
|  | 6 | Protected against strong pressure jets of water, heavy seas - limited ingress permitted |
|  | 7 | Protection against the effects of immersion between 15cm - 1 m |
|  | 8 | Protection against long periods of immersion under a quoted pressure, e.g. 2 bar at 24 hours |
|  | 9 | IP69 Automotive standard DIN40050 and signifies resistance to high pressure jets of water (up to 80bar) from any angle |



-
Conversion of NEMA & UL50E enclosure type ratings to IEC 60529 enclosure Classification Designations (IP)
 (Cannot be used to convert Classification Designations to NEMA & UL type ratings)

| IP 1st Character | 1 | | 2 | | 3, 3X, 3S, 3SX | | 3R, 3RX | | 4, 4X | | 5 | | 6 | | 6P | | 12, 12K, 13 | | IP 2nd Character |
|------------------|---|---|---|---|----------------|---|---------|---|-------|---|---|---|---|---|----|---|-------------|---|------------------|
| IP0_ | | | | | | | | | | | | | | | | | | | IP0_0 |
| IP1_ | | | | | | | | | | | | | | | | | | | IP0_1 |
| IP2_ | | | | | | | | | | | | | | | | | | | IP0_2 |
| IP3_ | | | | | | | | | | | | | | | | | | | IP0_3 |
| IP4_ | | | | | | | | | | | | | | | | | | | IP0_4 |
| IP5_ | | | | | | | | | | | | | | | | | | | IP0_5 |
| IP6_ | | | | | | | | | | | | | | | | | | | IP0_6 |
| | | | | | | | | | | | | | | | | | | | IP0_7 |
| | | | | | | | | | | | | | | | | | | | IP0_8 |
| | A | B | A | B | A | B | A | B | A | B | A | B | A | B | A | B | A | B | |

-
NEMA 250 / UL50E to IEC 60529



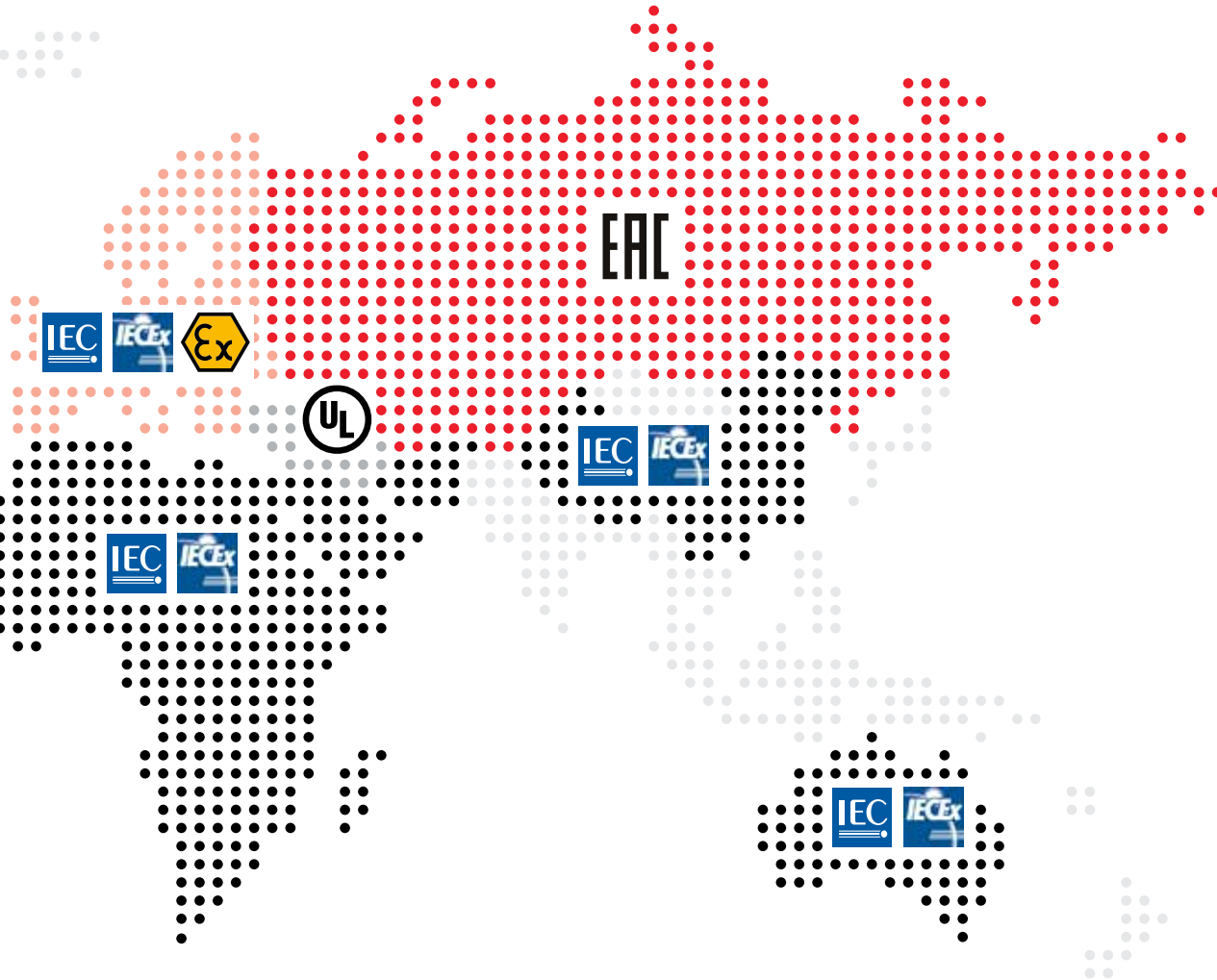
Certifications and Standards

Global Guide









World standards

| Region | Basic Electrical Code | Base Standard | Symbols | Hazardous Area Standards | Symbols |
|--------|-----------------------|--|----------|---|---------|
| Europe | IEC | IEC/EN 62444 - Cable Glands | CE | IEC/EN 60079-0 - General Requirements | EX |
| | | IEC/EN 61386 - Conduit Systems | | IEC/EN 60079-1 - Flameproof Equipment | IECEx |
| | | IEC/EN 60529 - Ingress Protection | | IEC/EN 60079-7 - Increased Safety IEC/EN 60079-31 - Dust Enclosure | |
| US | NEC | UL514B - Fittings | UL UR | UL2225 -xxxx | UL |
| | | UL360 - Electrical Conduit | | UL1203 -xxxx | |
| | | UL50E - Environmental Considerations | | | |
| Canada | CEC | CSA C22.2-18.3 - Fittings | CSA | CSA C22.2-25 -30 -174 -94 | CSA |
| | | CSA C22.2-54-04 - Electrical Conduit | | CSA C22.2/IEC 60079-0 - General Requirements | |
| | | CSA C22.2-227.3 - Protective Tubing | | CSA C22.2/IEC 60079-1 - Flameproof Equipment | |
| | | CSA C22.2/IEC 60079-7 - Increased Safety | | | |
| | | CSA C22.2/IEC 60079-31 - Dust Enclosure | | | |



World standards

| Region | Basic Electrical Code | Base Standard | Symbols | Hazardous Area Standards | Symbols |
|--------|-----------------------|---|---|---|---|
| Russia | IEC | IEC/EN 62444 - Cable Glands | EAC  | ГОСТ Р МЭК 60079-0 - General Requirements | EAC Ex  |
| | | IEC/EN 61386 - Conduit Systems | | ГОСТ Р МЭК 60079-7 - Increased Safety | |
| | | IEC/EN 60529 - Ingress Protection | | ГОСТ Р МЭК 60079-31 - Dust Enclosure | |
| | | | | ГОСТ IEC 60079-1 - Flameproof Equipment | |
| Brazil | IEC | ABNT NBR IEC 62444 - Cable Glands | InMetro  | ABNT NBR IEC 60079-0 - General Requirements | InMetro (Segurança)  |
| | | ABNT NBR IEC 61386 - Conduit Systems | | ABNT NBR IEC 60079-1 - Flameproof Equipment | |
| | | ABNT NBR IEC 60529 - Ingress Protection | | ABNT NBR IEC 60079-7 - Increased Safety | |
| | | | | ABNT NBR IEC 60079-31 - Dust Enclosure | |
| China | IEC | IEC/EN 62444 - Cable Glands | | GB3836.1 - General Requirements | CNEX  |
| | | IEC/EN 61386 - Conduit Systems | | GB3836.2 - Flameproof Equipment | |
| | | IEC/EN 60529 - Ingress Protection | | GB3836.3 - Increased Safety | PCEC  |
| | | | | GB12476.1 - Dust General Requirements | |
| | | | | GB12476.5 - Dust Enclosure | |

Further information

Visit our website

Visit the T&B Liquidtight web pages on ABB.com for our most up-to-date product lineup, and much more. This is the place to go to find all of the planning documents you need at your fingertips, including :

- **Technical data sheets**
- **Quick select tables**
- **Chemical resistance charts**
- **CE declarations of conformity**
- **Complete parts lists with detailed descriptions**

