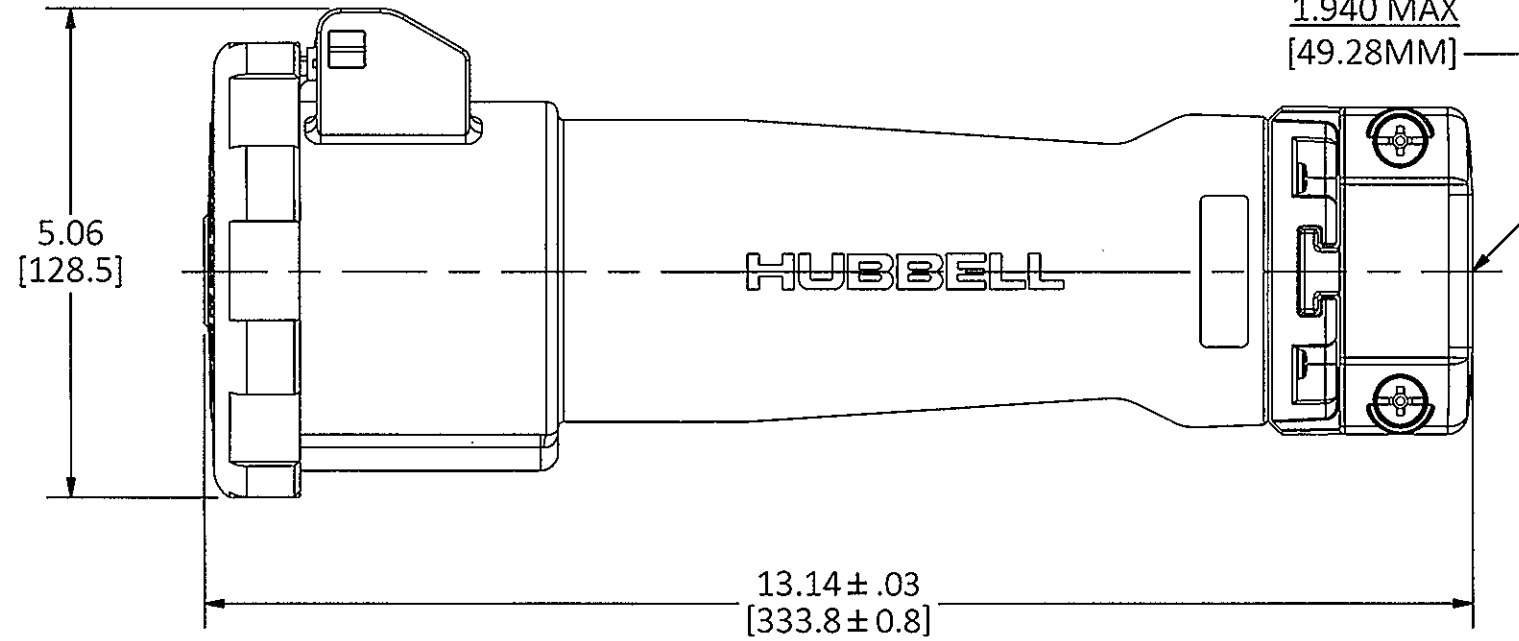
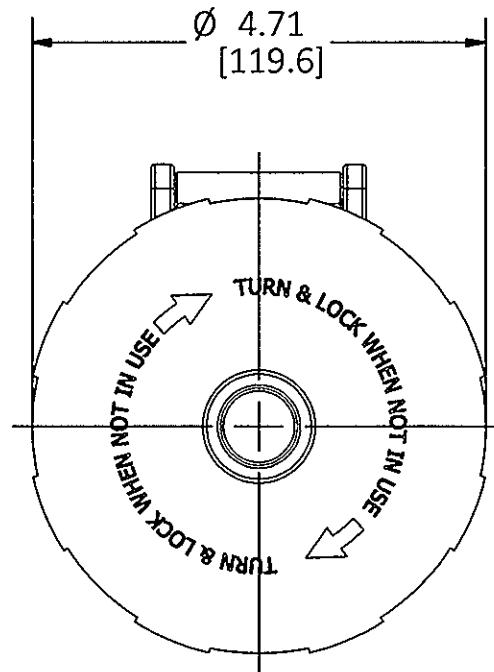
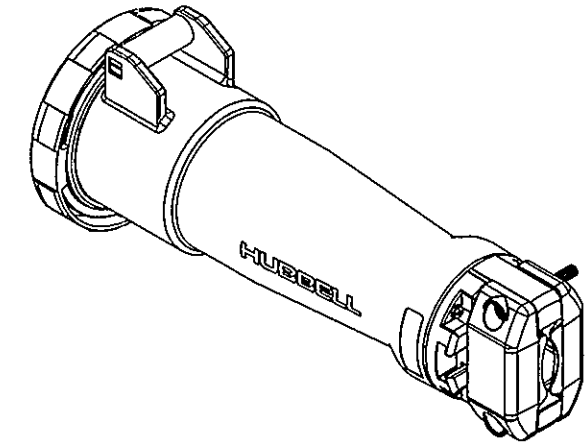


M-13310

1



LIST OF PARTS		
DESCRIPTION	MATERIAL	FINISH
HOUSING	PBT	
INTERIOR	THERMOSET	
SLEEVES	BRASS	
SLEEVE SPRINGS	BERR COPPER	SILVER
TERMINAL SCR.	ST. STEEL	
COVER	PBT	
GASKET	CLOSED CELL FOAM	
HINGE ARM	PBT	
HINGE PIN	BRASS	NICKEL
HINGE SPRING	ST. STEEL	
GLAND CAP	PBT	
GLANDS	NEOPRENE	
CLAMPS	PBT	
CLAMP NUTS	BRASS	NICKEL
ASSY. SCREWS	ST. STEEL	



CAT. NO.	CONFIG.	RATING	HOUSING COLOR	PILOT
HBL3100C4W		100A 125VAC	YELLOW	NO
HBL3100C4WP		100A 125VAC	YELLOW	YES
HBL3100C6W		100A 250VAC 125A - 6h/200-250V~	BLUE	NO
HBL3100C6WP		100A 250VAC 125A - 6h/200-250V~	BLUE	YES
HBL3100C7W		100A 480VAC	RED	NO
HBL3100C7WP		100A 480VAC	RED	YES
HBL3100C8V0DC		100A 550VDC	BLACK	NO

1	INITIAL RELEASE PER DCN 21982 Mr. B <i>Mr. B</i>	TLS	3/10/16
REV	DESCRIPTION	APP	DATE

THE DESIGN AND DIMENSIONS OF THE PRODUCT SHOWN ON THIS DRAWING ARE SUBJECT TO CHANGE WITHOUT NOTICE. DIMENSIONS ARE IN INCHES [mm].

TITLE
100A & 125A 2 POLE 3 WIRE PIN AND SLEEVE CONNECTOR

WIRING DEVICE-KELLEMS
HUBBELL INCORPORATED
SHELTON, CT

TOLERANCES UNLESS OTHERWISE SPECIFIED .XX = ± .01 .XXX = ± .005 ANGLE TOL. ±2°	DR. BY Mr. B	SCALE 1:2
	CHK. BY TLS	DATE 3/2/16

DIMENSION SHEET FOR CAT. NO. SEE TABLE

B

M-13310

1