




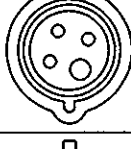
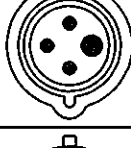
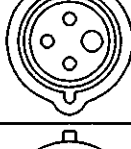



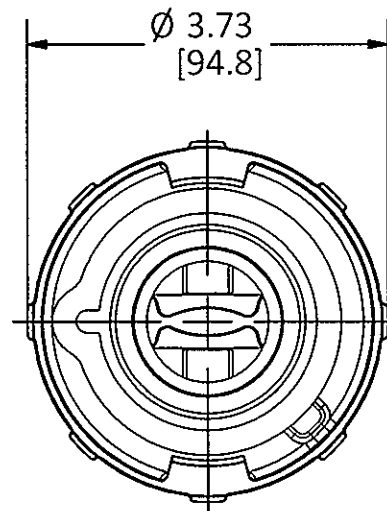


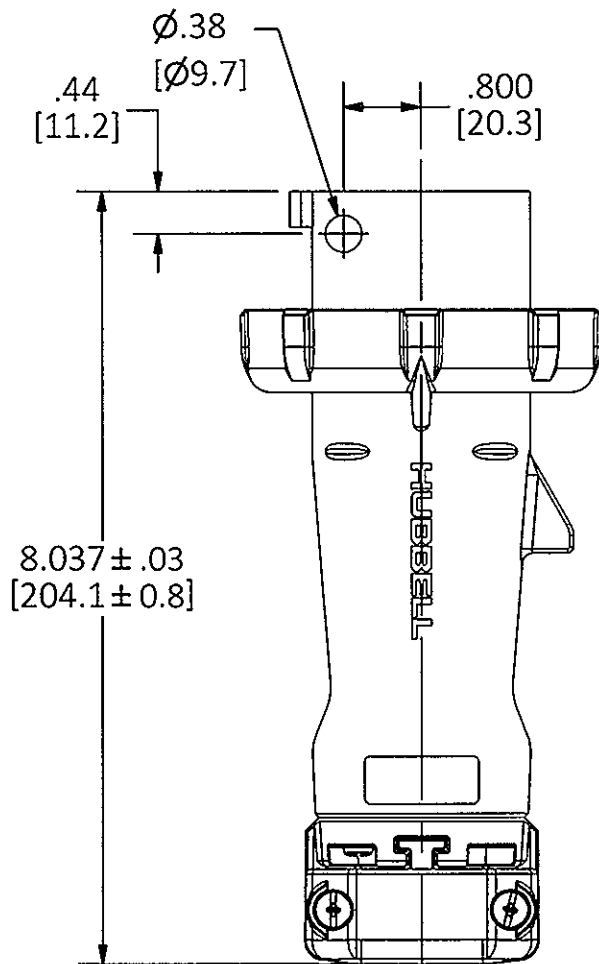
M-13329

1

CAT. NO.	CONFIG.	RATING	HOUSING COLOR
HBL432P3W		32A-3h/380V-50Hz, 440V-60Hz	RED
HBL430P5W		30A 600VAC 3Ø	BLACK
HBL430P5WR		30A 600VAC 3Ø	BLACK
HBL430P6W		30A 380-415VAC 3Ø 32A - 6h/380-415V~	RED
HBL430P6V02		30A 380-415VAC 3Ø 32A - 6h/380-415V~	RED
HBL430P7W		30A 480VAC 3Ø	RED
HBL430P7V05		30A 480VAC 3Ø	RED
HBL430P7WR		30A 480VAC 3Ø	RED
HBL430P9W		30A 250VAC 3Ø 32A - 9h/200-250V~	BLUE
HBL430P9V04		30A 250VAC 3Ø 32A - 9h/200-250V~	BLUE
HBL430P9WR		30A 250VAC 3Ø	BLUE
HBL430P12W		30A 125/250VAC	ORANGE

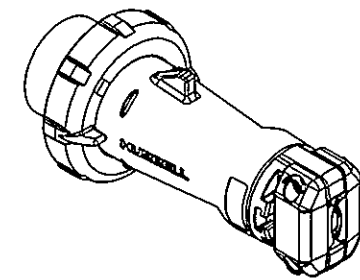


(INTERIOR NOT SHOWN)



CABLE DIA:  
.500 MIN  
[11.68MM]  
1.220 MAX  
[30.98MM]

LIST OF PARTS		
DESCRIPTION	MATERIAL	FINISH
HOUSING	PBT	
GASKET	RUBBER	
LOCKING RING	PBT	
INTERIOR	THERMOSET	
PINS	BRASS	
TERM. SCREWS	ST. STEEL	
GLAND CAP	PBT	
GLANDS	RUBBER	
CLAMPS	PBT	
CLAMP NUTS	BRASS	NICKEL
ASSY SCREWS	ST. STEEL	



REV	DESCRIPTION	APP	DATE
1	INITIAL RELEASE PER DCN 21982 Mr. B	TLS	3/10/16

THE DESIGN AND DIMENSIONS OF THE PRODUCT SHOWN ON THIS DRAWING ARE SUBJECT TO CHANGE WITHOUT NOTICE. DIMENSIONS ARE IN INCHES [mm].

TITLE  
30A & 32A 3 POLE 4 WIRE PIN AND SLEEVE PLUGS



WIRING DEVICE-KELLEMS  
HUBBELL INCORPORATED  
SHELTON, CT

TOLERANCES UNLESS OTHERWISE SPECIFIED .XX = ± .01 .XXX = ± .005 ANGLE TOL. ±2°	DR. BY Mr. B CHK. BY TLS	SCALE 1:2 DATE 3/2/16
---	-----------------------------	--------------------------

DIMENSION SHEET FOR CAT. NO. SEE TABLE

B

M-13329

1