

Features and Benefits

Internationally Rated Conventional-Styled Devices

Hubbell offers the only CE certified electrical shore power systems truly dedicated for boats destined for Europe and the International community. Hubbell's offering of international shore power inlets are available in traditional #316 stainless steel and attractive white non-metallic types resembling our domestic offering in style and appearance but are not interchangeable with the domestic shore power system.


Utilizing standard NEMA (National Electrical Manufacturer's Association) configurations not typically used in the marine market, Hubbell can offer a safe and non-interchangeable 16 amp 230 volt system and 32 amp 230 volt system for use with 50 cycle systems. The system includes white power supply cables (one-end, female only) in both the 16 amp and 32 amp categories.

Hubbell also offers a series of Internationally Rated Pin and Sleeve Devices, available in 16A, 32A and 63A 240V, these devices are interchangeable with other manufactures of UL1686 C1 devices.




Housing Design

- Base and cover are #316 type stainless steel for strength and corrosion resistance
- Self-closing cover is friction tight to remain open while engaging cable set and shields the interior from the elements when the inleat is not in use




Interior Design

- Contact blades are nickel plated brass for corrosion resistance
- Watertight seal when in use, threaded base mates to the threaded ring of the watertight cover on the connector body; when not in use, it mates to the threaded cover



Housing Design

- White Centrex® cover and PBT base, weatherproof when closed
- Easy to wire polycarbonate interior is heat resistant and clear for visual inspection (16 amp and 32 amp)



Terminations (63 Amp)

- Thermoset contact carrier is arcing and heat resistant
- Three screws "lock-in" the interior once it is in place
- Rear enclosure is nickel plated for corrosion resistance



HBL320R6W

HBL320B6W

HBL320C6W

HBL320P6W

Internationally Rated* Pin and Sleeve Devices, 2 Pole Plus Earth (⊥)

*Now Dual-Rated to match North American Configurations as well as International

| Description | IP66 SUITABILITY | | |
|--|------------------|------------------|------------------|
| | 16A / 20A | 30A / 32A | 60A / 63A |
| Shore power inlet with mounting holes 3.13 in. (79.3) on centers and 2.72 in. (69.1) diameter on rear portion. | HBL320B6W | HBL330B6W | HBL360B6W |
| Connector body with cord grip range of .36-.83 in. (9.1-21.1). | HBL320C6W | HBL330C6W | HBL360C6W |
| Shore power receptacle with mounting holes 3.13 in. (79.3) on centers and 2.72 in. (69.1) diameter on rear portion. | HBL320R6W | HBL330R6W | HBL360R6W |
| Plug with cord grip range of .36-.83 in. (9.1-21.1). | HBL320P6W | HBL330P6W | HBL360P6W |
| Closure plug for inlets. | PC320** | PC3430** | PC60** |
| Back box for inlets and receptacles is cast aluminum with corrosion-resistant alkyd-based enamel finish and two ¼ in. NPT hubs. | BB201W | BB301W | BB601W |
| Feed-thru box for inlets and receptacles is cast aluminum with corrosion-resistant alkyd-based enamel finish and one ¼ in. NPT hubs. | FT202W | FT202W | FW60100 |

Note: **Not CSA Certified.

Centrex® is a registered trademark of LANXESS Corporation.