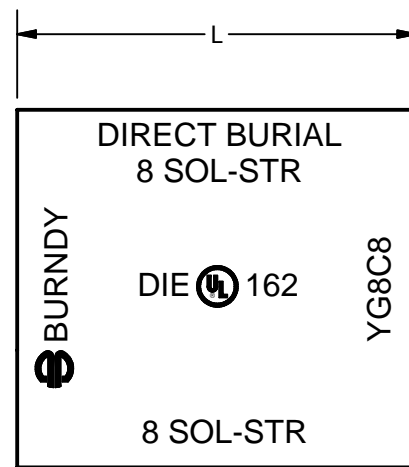


CATALOG NUMBER	COPPER CONDUCTOR SIZE		DIMENSIONS				INSTALLATION DATA			
	RUN	TAP	FIG.	S	H	L	DIE INDEX NO.	OUR840	MD6 MD7	NO. OF CRIMPS
YGC10C10	#10 SOLID #10 STRANDED	#10 SOLID #10 STRANDED	1	.14 [5]	.37 [12]	.32 [13]	238	W238	W238	1
YGC8C	#8 SOLID #8 STRANDED	#8 SOLID #8 STRANDED	1	.18 [5]	.46 [12]	.52 [13]	162	W162	W162	2
YGC6C8	#6 SOLID #6 STRANDED	#8 SOLID #8 STRANDED	2	.26 [7]	.73 [19]	.62 [16]	BG	X-BG	W-BG	2
YGC6C6	#6 SOLID #6 STRANDED	#6 SOLID #6 STRANDED	2	.27 [7]	.76 [19]	.62 [16]	BG	X-BG	W-BG	2

REV	DATE	DESCRIPTION	ECO	BY	C'H'K.
B	03/24/2017	REDRAWN AND ADDED "YGC10C10"	46341	AM	GS



TYPICAL LETTERING

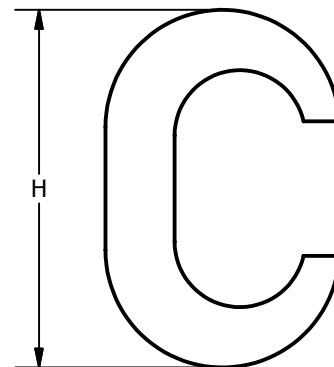


FIG. 1

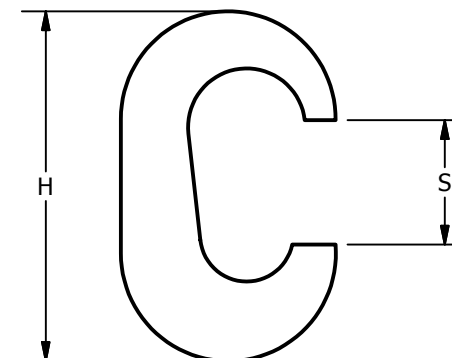


FIG. 2

**NOTES:**

1. MATERIAL: COPPER
2. CONNECTOR IS PREFILLED WITH PENETROX™ "E2" AND STRIP-SEALED
3. UL467 LISTED "GROUNDING AND BONDING EQUIPMENT", AND RATED FOR DIRECT BURIAL IN EARTH OR CONCRETE.
4. DIMENSIONS IN BRACKETS [ ] ARE IN MILLIMETERS ROUNDED OFF TO THE NEAREST MILLIMETER, UNLESS OTHERWISE SPECIFIED AND ARE FOR REFERENCE ONLY.

TO ORDER BURNDY® PRODUCTS CALL		CRIMPIT™	
UNITED STATES 1-800-346-4175 (LONDONDERRY, NH)		ITEM NO: --	
CANADA: 1-800-361-6975 (QUEBEC) 1-800-387-6487 (ALL OTHER PROVINCES)		CAT. NO: YGC-C- (SEE TABLE)	
FOR PRODUCT INFO: <a href="http://www.burndy.com">http://www.burndy.com</a>		DRAWN BY: A.MONTMINY 3/24/2017	
		CHECKER: --	
		DSN APRVL: J.HOGAN 6/7/2017	
		MFG APRVL: J.HEAD 5/25/2017	
		QA APRVL: B.POST 5/25/2017	
		MKT APRVL: --	
		PROJ FAM: --	
		DRAWING NO	
		SD209501	
		REV	
		B	
		SHEET 1 OF 1	