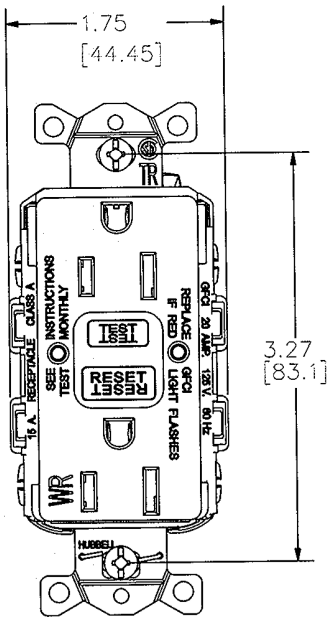
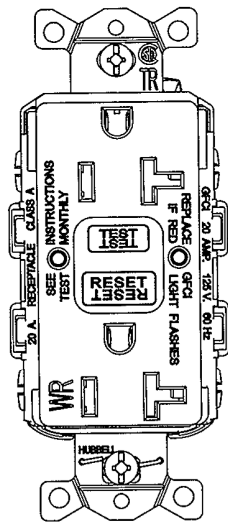


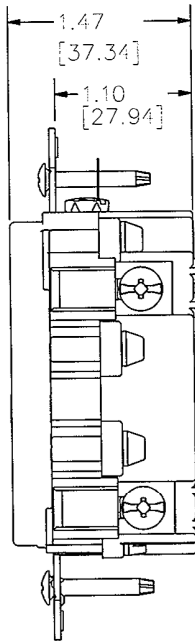
M-12696 2



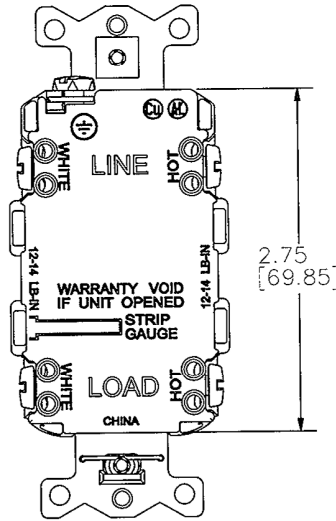
TYPICAL 15A DEVICE



TYPICAL 20A DEVICE



(RANDOM UNIT CONFIGURATION SHOWN. SEE BOM FOR UNIT DETAIL & OTHER VARIATIONS)



BACK MARKINGS TYPICAL

GFCI SELF TEST B STANDARD TR/WR								
BROWN	IVORY	WHITE	GRAY	BLACK	RED	ALMOND	LT.ALMOND	RATING
GFTWRST15	GFTWRST15I	GFTWRST15W	GFTWRST15GY	GFTWRST15BK	GFTWRST15R	GFTWRST15AL	GFTWRST15LA	15A.125V
GFTWRST20	GFTWRST20I	GFTWRST20W	GFTWRST20GY	GFTWRST20BK	GFTWRST20R	GFTWRST20AL	GFTWRST20LA	20A.125V
GFWRST15	GFWRST15I	GFWRST15W	GFWRST15GY	GFWRST15BK	GFWRST15R	GFWRST15AL	GFWRST15LA	15A.125V
GFWRST20	GFWRST20I	GFWRST20W	GFWRST20GY	GFWRST20BK	GFWRST20R	GFWRST20AL	GFWRST20LA	20A.125V

DESCRIPTION	MATERIAL	FINISH
FACE	ZYIELD 101F	
BRIDGE	STEEL	
CONTACTS	BRASS	
CLAMP PLATES	BRASS	
BASE	ZYIELD 101F	
MOUNTING SCREWS	STEEL	
BINDING SCREWS	STEEL	

REPARABLE NON-REPARABLE

XP 6-15-15

2	UPDATED MATERIALS PFR DCN 21241	Kp	5/25/15
1	INITIAL RELEASE PER DCN 20675	JFH	9/02/15
REV	DESCRIPTION	APP	DATE

THE DESIGN AND DIMENSIONS OF THE PRODUCT SHOWN ON THIS DRAWING ARE SUBJECT TO CHANGE WITHOUT NOTICE

TITLE
CUSTOMER DWG.
GFCI COMM. ST B TR/WR

TOLERANCES UNLESS OTHERWISE SPECIFIED				WIRING DEVICE-KELLEMS HUBBELL INCORPORATED SHELTON, CT			
.XX = ± .01	.XXX = ± .005	ANGLES = ± 2'	DR. BY	AJH	APP. BY	KP	SCALE
			TR. BY		SCALE	1:1	
			CHK. BY	KP	DATE	5/14/15	