






Combination Wallplates, 2-Gang

Description	Color	Thermoplastic		Material	Metal Catalog Number
		Standard	Mid-Size		
2-Gang, 1-Blank, 1-Duplex Box Mount 	Gray	P138GY	-	Aluminum	①
	Ivory	P138I	-	Brass	①
	Light Almond	P138LA	-	Brass Plated	①
	White	P138W	-	Chrome	①
				S/S 302/304	SS138
2-Gang, 1-Blank, 1-Duplex Strap Mount 				Aluminum	①
				Brass	①
				Brass Plated	①
				Chrome	①
				S/S 302/304	SS148

Combination Wallplates, 3-Gang

Description	Color	Thermoplastic		Material	Metal Catalog Number
		Standard	Mid-Size		
3-Gang, 2-Toggle, 1-Duplex 	Brown	P28	-	Aluminum	①
	Gray	P28GY	-	Brass	①
	Ivory	P28I	PJ28I	Brass Plated	①
	Light Almond	P28LA	PJ28LA	Chrome	①
	White	P28W	PJ28W	S/S 302/304	①
3-Gang, 2-Toggle, 1-Decorator 	Black	P226BK	-	Aluminum	①
	Brown	P226	-	Brass	①
	Gray	P226GY	-	Brass Plated	①
	Ivory	P226I	PJ226I	Chrome	①
	Light Almond	P226LA	PJ226LA	S/S 302/304	SS226
	White	P226W	PJ226W		
3-Gang, 1-Toggle, 2-Decorator 	Ivory	P1262I	-	Aluminum	①
	Light Almond	P1262LA	-	Brass	①
	White	P1262W	-	Brass Plated	①
				Chrome	①
				S/S 302/304	①

Note: Thermoplastic wallplates feature pre-inserted captive screws for faster assembly in single gang configurations.
 ① Available as a custom wallplate, see pages O-32 to O-34. Consult custom wallplates section for additional openings and combinations.

Dimensions in Inches (mm)