

OTP-C Champagne Ductless Single Zone Heat Pump



Indoor Unit



Outdoor Unit



Performance up to



Cooling




Heating

Up to

23 SEER
IN COOLING

10.5 HSPF
IN HEATING



(except OCD30 & OCD36)

Features

Operation mode

- Cooling, heating, dehumidifying, fan and auto.

Nominal capacity

- 9000, 12000, 15000, 18000, 24000, 30000, 36000 BTU/hr.

Voltage

- 230/208V, 60 Hz, 1-phase.

Indoor unit

- High wall installation, dual side connection.
- Plastic housing, standard white.
- 4-speed cross-flow fan (turbo, high, medium and low).
- Washable filters.

Outdoor unit

- Variable speed rotary compressor (INVERTER), with overload protection.
- Electronic expansion valve for precise control of refrigerant flow.
- Condenser fins covered with a hydrophilic coating for improved corrosion resistance.
- Large diameter quiet axial-flow fan for more efficient heat exchange.
- Smart pan heater to prevent ice formation.
- Compressor blanket and preheating technology.
- Installation on aluminum wall bracket or ground stand (optional).

Connection piping

- Minimum piping length of 10 ft. (3 m).
- Flared connections.

Control

- Wireless remote included.
- Wired wall controller available.
- Wi-Fi capability (option KIT-WIFI required).
- Set temperature: 16 to 30 °C (61 to 86 °F).
- Temperature display format: °C or °F.

Warranty

- 10-year basic warranty on parts and 10-year basic warranty on the compressor (labor not included).
- Labour warranty (sold separately) from the 1st to 10th year, on parts and labour with system replacement if the compressor fails.

Application

- Dining room-kitchen, living room, family room, commercial building, office building, condo, restaurant.

Includes



Smart Pan Heater



Crankcase Heater



Fin Coating



Quiet Design



Smart Defrosting



Smart Preheating



Auto Restart



Auto-Clean



Self-Diagnosis



Turbo Mode



Up & Down Swing



Timer



I Feel



Lock



Wireless Remote

Optional



Wall Controller



Wi-Fi

OTP-C Models

Product # ¹	Indoor Unit Outdoor Unit	OCD09KCH23S-I OCD09KCH23S-O	OCD12KCH22S-I OCD12KCH22S-O	OCD15KCH20S-I OCD15KCH20S-O	OCD18KCH20S-I OCD18KCH20S-O	OCD24KCH20S-I OCD24KCH20S-O	OCD30KCH18S-I OCD30KCH18S-O	OCD36KCH18S-I OCD36KCH18S-O
Technical Performance								
Voltage	Volts	230/208	230/208	230/208	230/208	230/208	230/208	230/208
Cooling capacity	Nominal	W (BTU/hr) 2638 (9000)	3517 (12000)	4400 (15000)	5275 (18000)	6448 (22000)	8200 (28000)	9850 (33600)
	Min. – max.	W (BTU/hr) 909 - 2813 (3100 - 9600)	909 - 3810 (3100 - 13000)	2000 - 5860 (6800 - 20000)	1993 - 5861 (6800 - 20000)	2000 - 8000 (6824 - 27296)	2780 - 8800 (9485 - 30026)	2170 - 10550 (7404 - 35997)
Heating capacity	Nominal	W (BTU/hr) 3224 (11000)	3810 (13000)	4700 (16000)	5803 (19800)	6741 (23000)	8320 (28400)	10140 (34600)
	Min. – max.	W (BTU/hr) 560 - 3517 (1911 - 12000)	703 - 4103 (2400 - 14000)	2150 - 6890 (7340 - 23500)	2151 - 6887 (7340 - 23500)	2000 - 9000 (6824 - 30708)	2930 - 9670 (9997 - 32994)	4390 - 10550 (14979 - 35997)
Used cooling power input	Nominal	W 630	960	1189	1435	1760	2700	4100
	Min. – max.	W 160 - 1300	200 - 1350	750 - 2150	450 - 2150	450 - 3000	600 - 3900	450 - 4300
Used heating power input	Nominal	W 1020	1100	1382	1730	2000	2800	3800
	Min. – max.	W 160-1350	400 - 1400	580 - 2600	580 - 2600	450 - 3000	650 - 4000	560 - 4300
Used rated input	W	1350	1400	3000	3000	3000	4000	4300
Rated current	A	6	6.3	12.56	12.56	14.5	17	20
MCA	A	9	9	16	16	20	20	24
Max. over-current protection (MOCP)	A	15	15	25	25	30	30	40
SEER	-	23	22	20	20	20	18	18
HSPF	-	10.5	10.1	11	10	10	9	9
EER	W/W	4.19	3.66	3.7	3.68	3.66	3.04	2.4
COP	W/W	3.16	3.46	3.4	3.35	3.37	2.97	2.67
AHRI number	-	201863350	201863351	-	201863352	201863353	202110509	202110510
ENERGY STAR	-						-	-

Indoor Unit								
Dehumidification	pt/hr (l/hr)	1.69 (0.80)	2.96 (1.4)	3.8 (1.8)	3.8 (1.80)	4.23 (2.00)	6.34 (3.00)	7.4 (3.5)
Air flow volume	T / H / M / L ² cfm	377 / 288 / 241 / 170	400 / 288 / 241 / 171	559 / 488 / 412 / 335	559 / 488 / 412 / 335	706 / 647 / 589 / 530	706 / 618 / 530 / 412	736 / 647 / 530 / 412
Sound level	T / H / M / L ² dB (A)	43 / 39 / 35 / 29	45 / 39 / 35 / 29	49 / 44 / 41 / 36	47 / 43 / 40 / 39	48 / 44 / 40 / 36	-	-
Fan motor power output	W	20	20	60	60	60	70	70
Fan motor RLA	A	0.09	0.09	0.24	0.24	0.38	0.4	0.4
Deflector stepper motor power output	W	1.5	1.5	2.5	2.5	2.5	1.5	1.5
Net weight	lb (kg)	22 (10)	22 (10)	30 (13.5)	28 (12.5)	34 (15.5)	42 (19)	42 (19)

Outdoor Unit								
Air flow volume	cfm	1800	2000	3200	3200	4000	4000	4400
Sound level	dB (A)	53	54	58	55	59	62	65
Compressor power input	W	845	845	1440	1440	2550	2450	3010
Compressor LRA	A	-	-	25	25	25	4	67
Compressor RLA	A	4	4	12.08	12.08	11.5	13.45	17.5
Fan motor power output	W	30	30	60	60	92	120	170
Fan motor RLA	A	-	0.36	0.49	0.49	0.65	0.45	0.73
Refrigerant volume (R410A)	oz (g)	45.9 (1301)	47.6 (1349)	56.44 (1600)	56.44 (1600)	77.6 (2200)	84.66 (2.4)	91.71 (2.6)
Net weight	lb (kg)	78 (35.5)	86 (39)	106 (48)	106 (48)	142 (65.5)	154.5 (70)	161 (73)
Operating ambient temperature	Cooling	°C (°F)			-18 to 46 (0 to 115)			
	Heating	°C (°F)			-25 to 24 (-13 to 75)			

Connection Piping/Refrigerant								
Pre-charge length	ft. (m)	25 (7.5)	25 (7.5)	25 (7.5)	25 (7.5)	25 (7.5)	25 (7.5)	25 (7.5)
Additional refrigerant charge	oz/ft. (g/m)	0.2 (20)	0.2 (20)	0.2 (20)	0.2 (20)	0.5 (50)	0.5 (50)	0.5 (50)
Liquid pipe outer diameter	in.	1/4	1/4	1/4	1/4	1/4	1/4	1/4
Gas pipe outer diameter	in.	3/8	1/2	5/8	5/8	5/8	5/8	5/8
Maximum height difference	ft. (m)	33 (10)	33 (10)	33 (10)	33 (10)	33 (10)	33 (10)	33 (10)
Maximum total length	ft. (m)	49 (15)	66 (20)	82 (25)	82 (25)	82 (25)	98 (30)	98 (30)

¹ 1 indoor unit and 1 outdoor unit. Note that each unit is individually packaged.

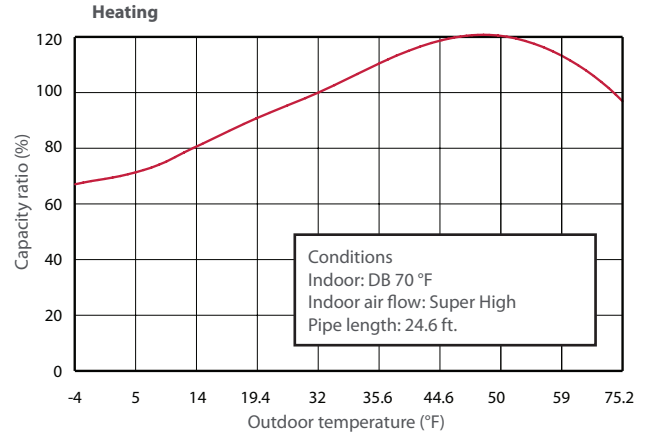
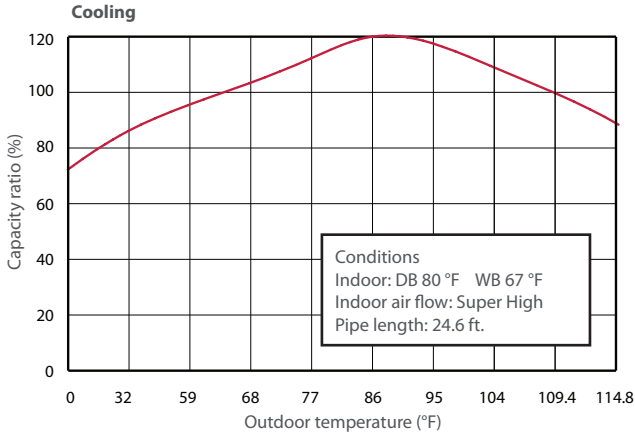
² Cross-Flow Fan Speeds: (T) Turbo / (H) High / (M) Medium / (L) Low.

Options

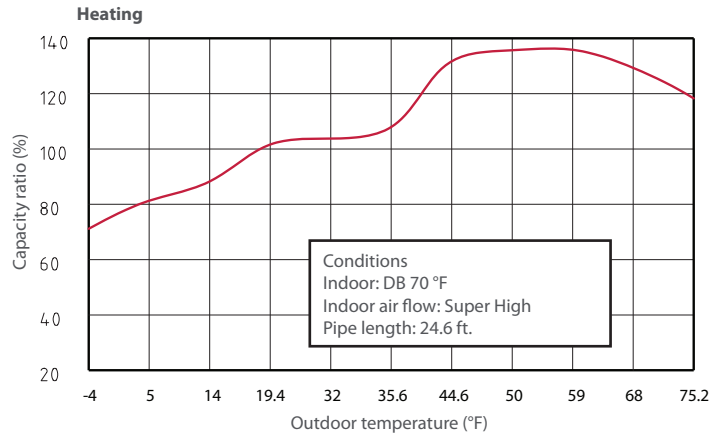
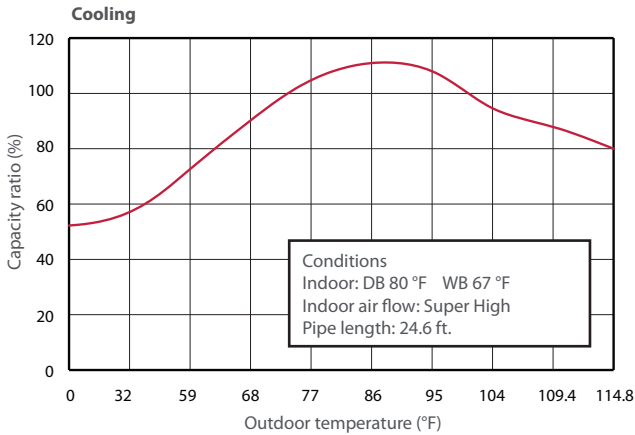
See OTP Options section

Capacity Variation Ratio According to Temperature

OCD09 & OCD12



OCD15, OCD18 & OCD24



OCD30 & OCD36

