



FL1-LED16

LED Flood Light



Yoke Mount

SPECIFICATIONS*

Watts	15
Lumens	1900
Efficacy	127.4
Replaces Up To	150 W Quartz
Colour Temp	4000K, 5000K
Certification	cULus, IP65, Wet Locations
Operating Temp	-40°C to +40°C
Voltage	120-277*
LED Life	100,000 hours
Housing Material	Die Cast Aluminum
Lens Material	Polycarbonate
Lens Type	Clear
Total Harmonic Distortion	15
Power Factor	0.9
CRI	70
Mounting	Knuckle, Yoke
Dimming	0-10V Dimming
Surge Suppression	Built-In 2kV
Weight (Lbs)	1.1

*Standard



DESCRIPTION

The FL1-LED16 is our compact economy multi-purpose floodlight/sign light ideal for a variety of applications such as building facades, patios, yards, landscape lighting and storefronts.

APPLICATIONS



Building
Facades



Patios & Yards



Landscape
Lighting

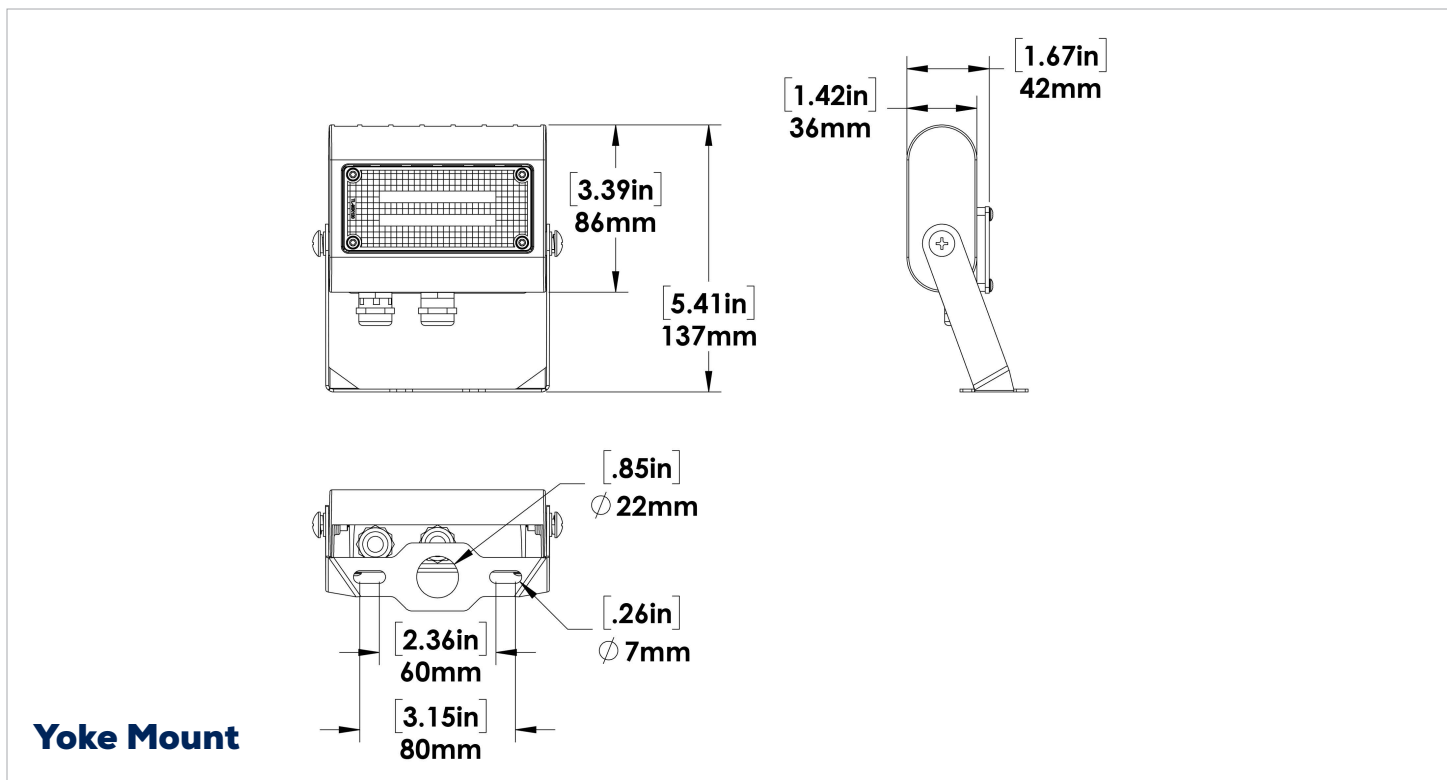
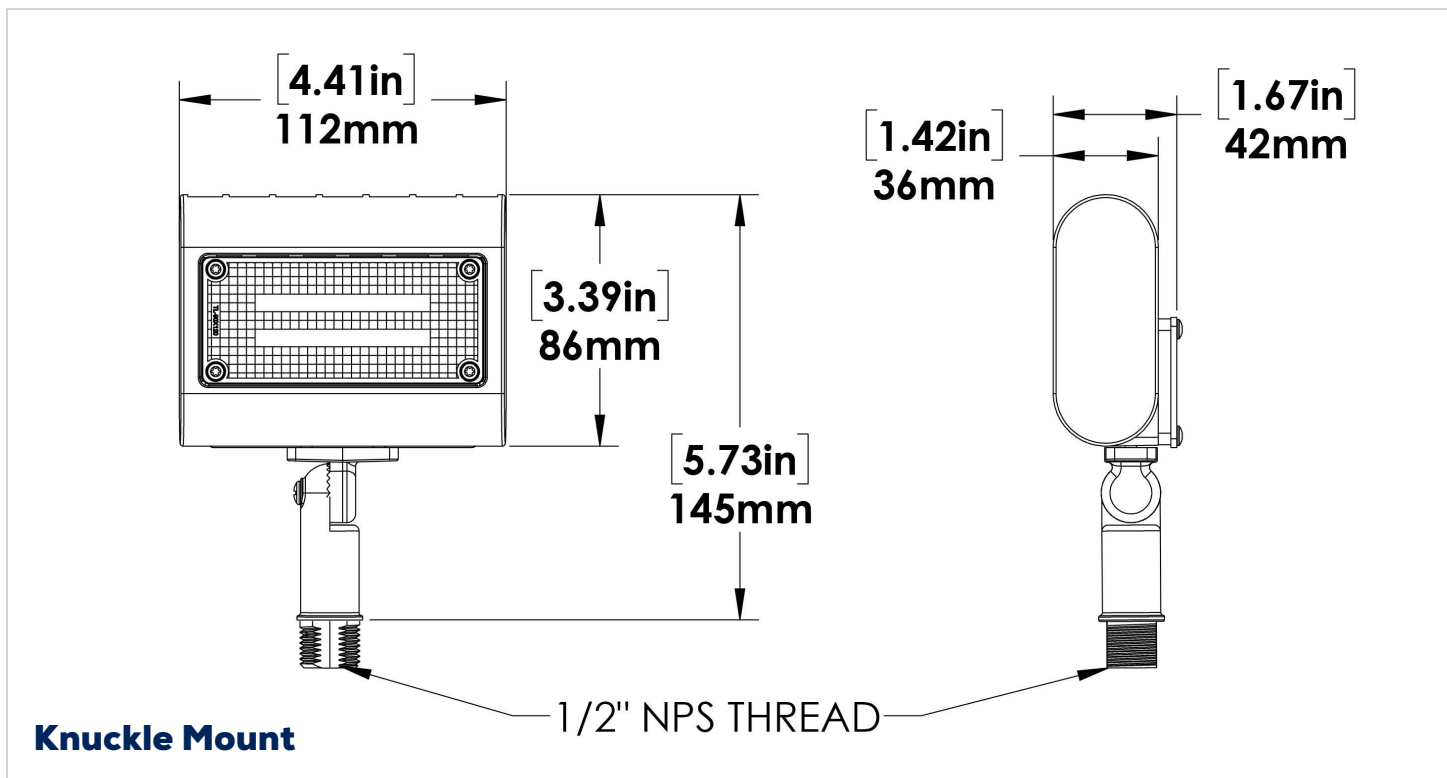


Sign Lighting

FEATURES

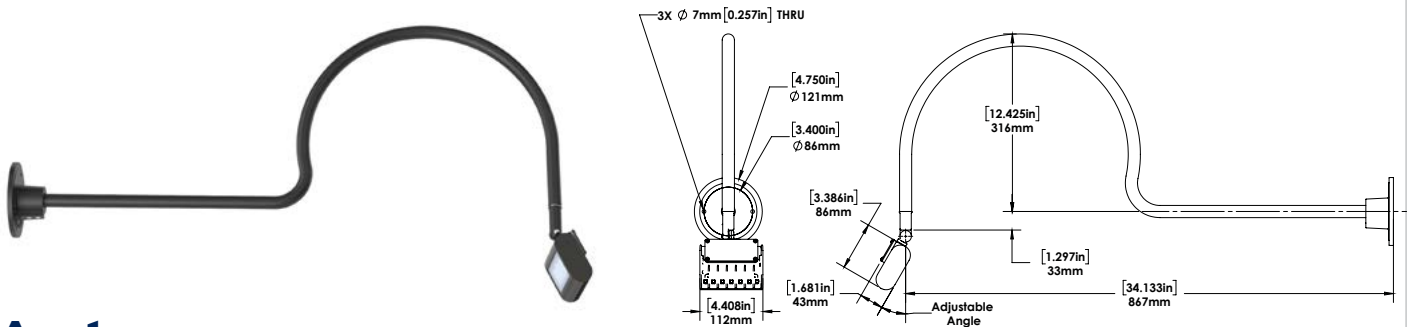
- Die cast aluminum housing with polycarbonate lens.
- Wide 7H X 7V beam is standard.
- Available as a knuckle or yoke mount. Also used as a sign light when combined with various arms.
- Ideal replacement for 150W Quartz floods.
- High efficacy over 125 lumens per watt
- Knuckle mounts to standard DC100 cover (purchase separately)

DIMENSIONS

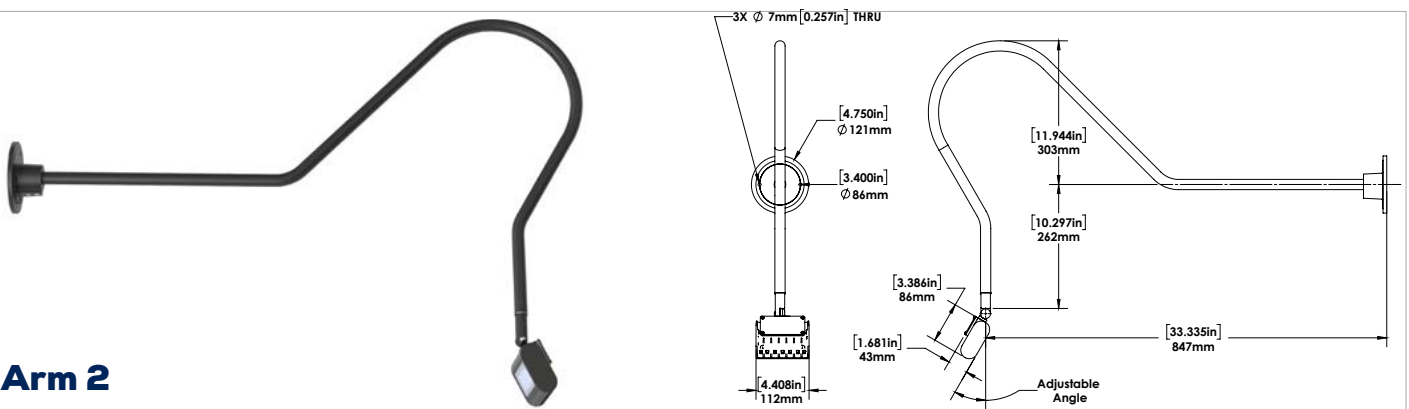


SIGN LIGHT DIMENSIONS

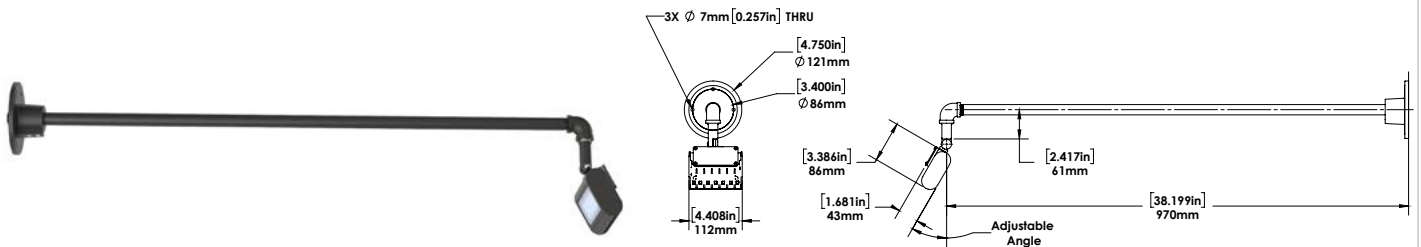
Arm 1



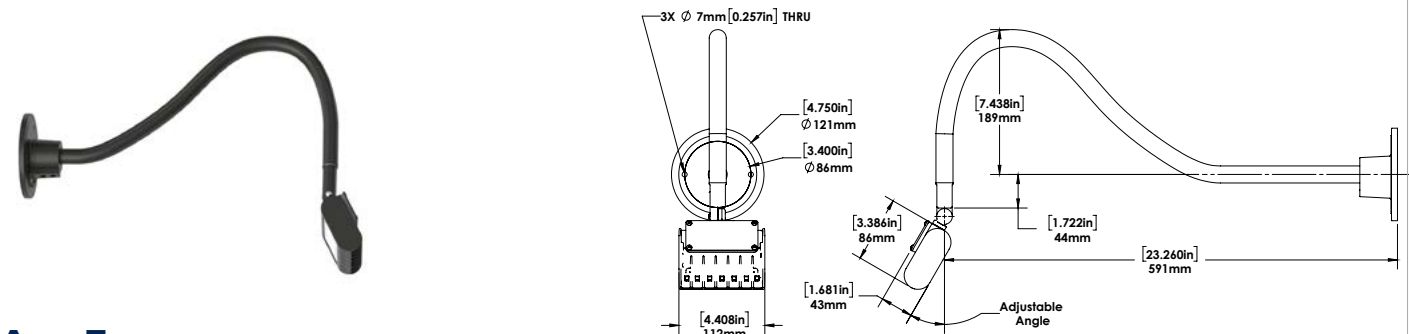
Arm 2



Arm 3



Arm 5



OTHER MODEL SPECIFICATIONS

DESCRIPTION	VOLTAGE (V)	INPUT POWER (W)	LIGHT OUTPUT	EFFICACY (Lm/W)	THD	PF	CCT
FL1-LED16-B-4K-XXX-XX	120-277V	15	1900	127.4	15	0.9	4000
FL1-LED16-B-5K-XXX-XX	120-277V	15	1938	130.0	15	0.9	5000

LEGEND

B - 120V-277V
 4K - 4000K, 5K - 5000K,
 XXX - FINISH
 XX - MOUNTING

AMPERAGE DRAW AND SURGE PROTECTION					
CURRENT(A)				SURGE PROTECTION (kV)	
	120V	208V	240V	277V	120-277V
FL1-LED16	0.14A	0.08A	0.07A	0.06A	2kV

LUMEN MAINTENANCE			
	50,000	75,000	100,000
FL1-LED16	90%	85%	81%

ORDERING GUIDE - FLOOD

FL1	LED16	B			DIM	
WATTS	VOLTAGE	COLOUR TEMP.	FINISH	DIMMING	MOUNTING	
	B - 120 - 277V*	4K - 4000K* 5K - 5000K*	BRZ - BRONZE* CC - CUSTOM FINISH	DIM - 0 -10V DIMMING*	KN - KNUCKLE MOUNT* YK - YOKE MOUNT*	

ORDERING GUIDE - SIGN LIGHT

FL1	LED16	B			DIM		
WATTS	VOLTAGE	COLOUR TEMP.	FINISH	DIMMING	MOUNTING	ARM	
	B - 120 - 277V*	4K - 4000K* 5K - 5000K*	BRZ - BRONZE* CC - CUSTOM FINISH	DIM - 0 -10V DIMMING*	KN - KNUCKLE MOUNT*	ARM1 ARM2 ARM3 ARM5	

*Standard Configuration.