

CONNECTOR SIZE	TOLERANCES					
	B	C	K DIA.	L	N	O.D.
-10C	±.03	±.04	±.02	±.06	±.03	±.01
8C - 25	±.06	±.04	±.02	±.09	±.03	±.01
26 - 34	±.08	±.04	±.02	±.12	±.03	±.01
35 AND UP	±.09	±.06	±.02	±.15	±.06	±.01

REV	DATE	DESCRIPTION	ECO	BY	C.H.K.
U	2021-06-04 00:00:00 EDT	UPDATED AS PER REQUEST	210604008866	JL	SB

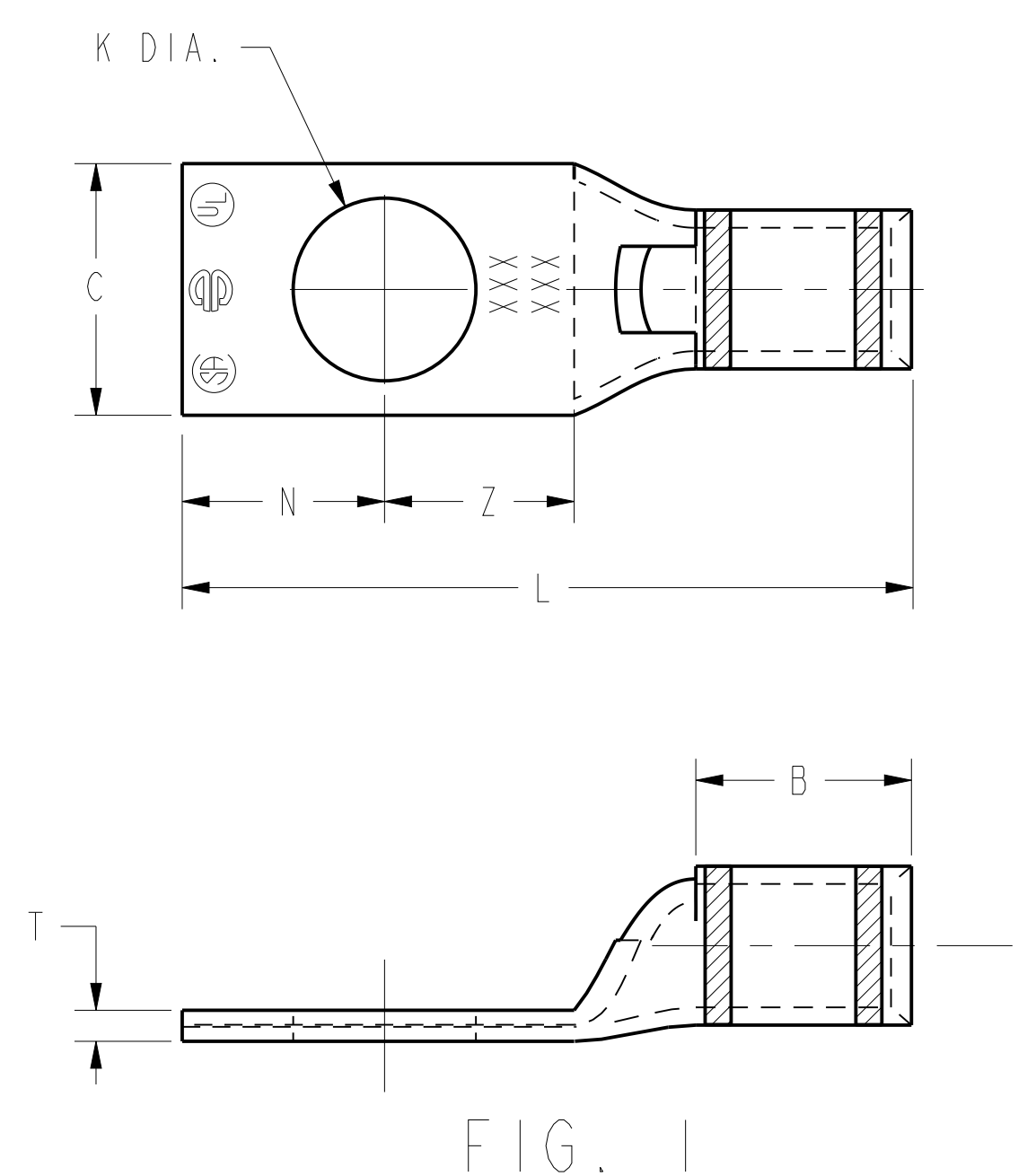


FIG. 1

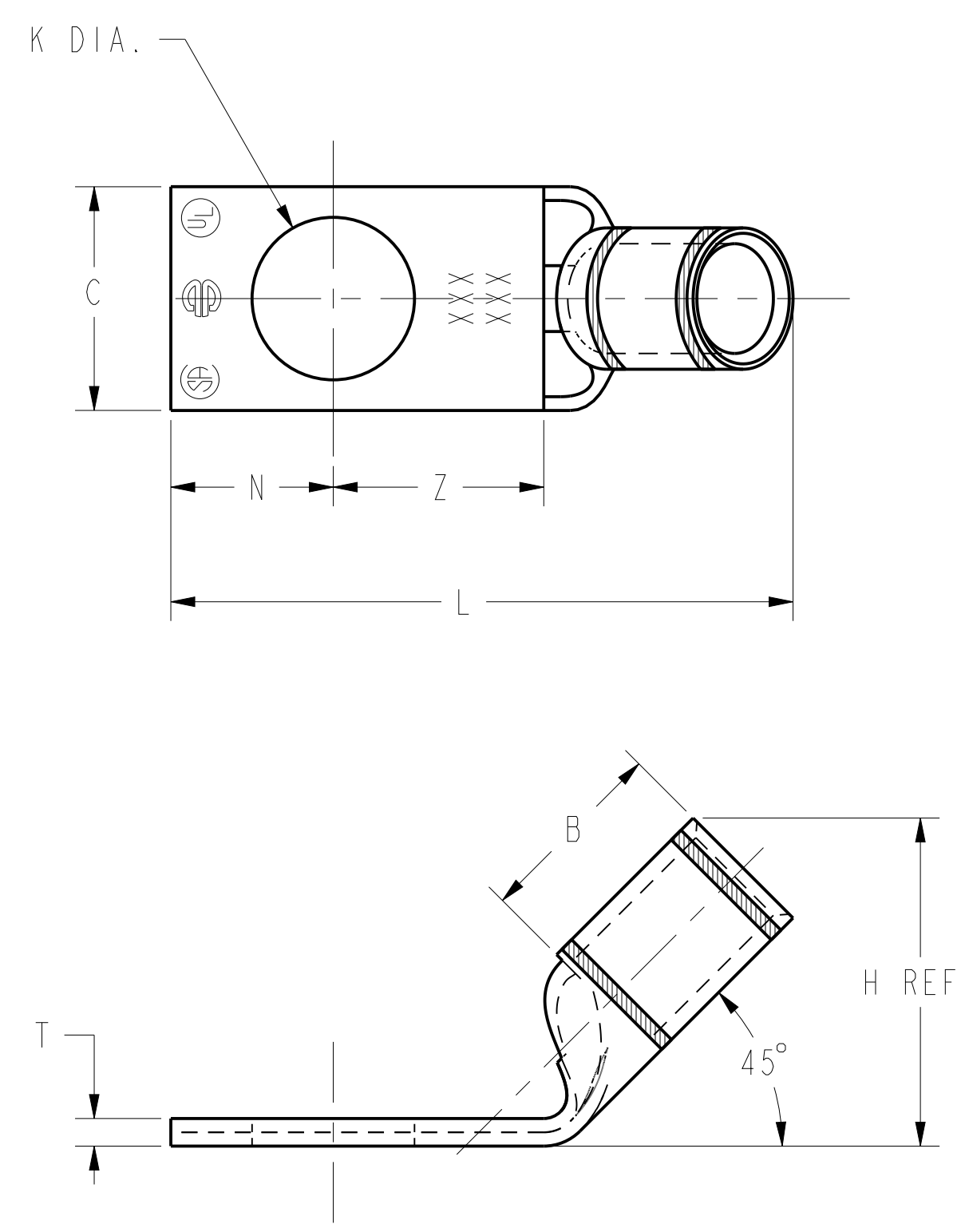


FIG. 2

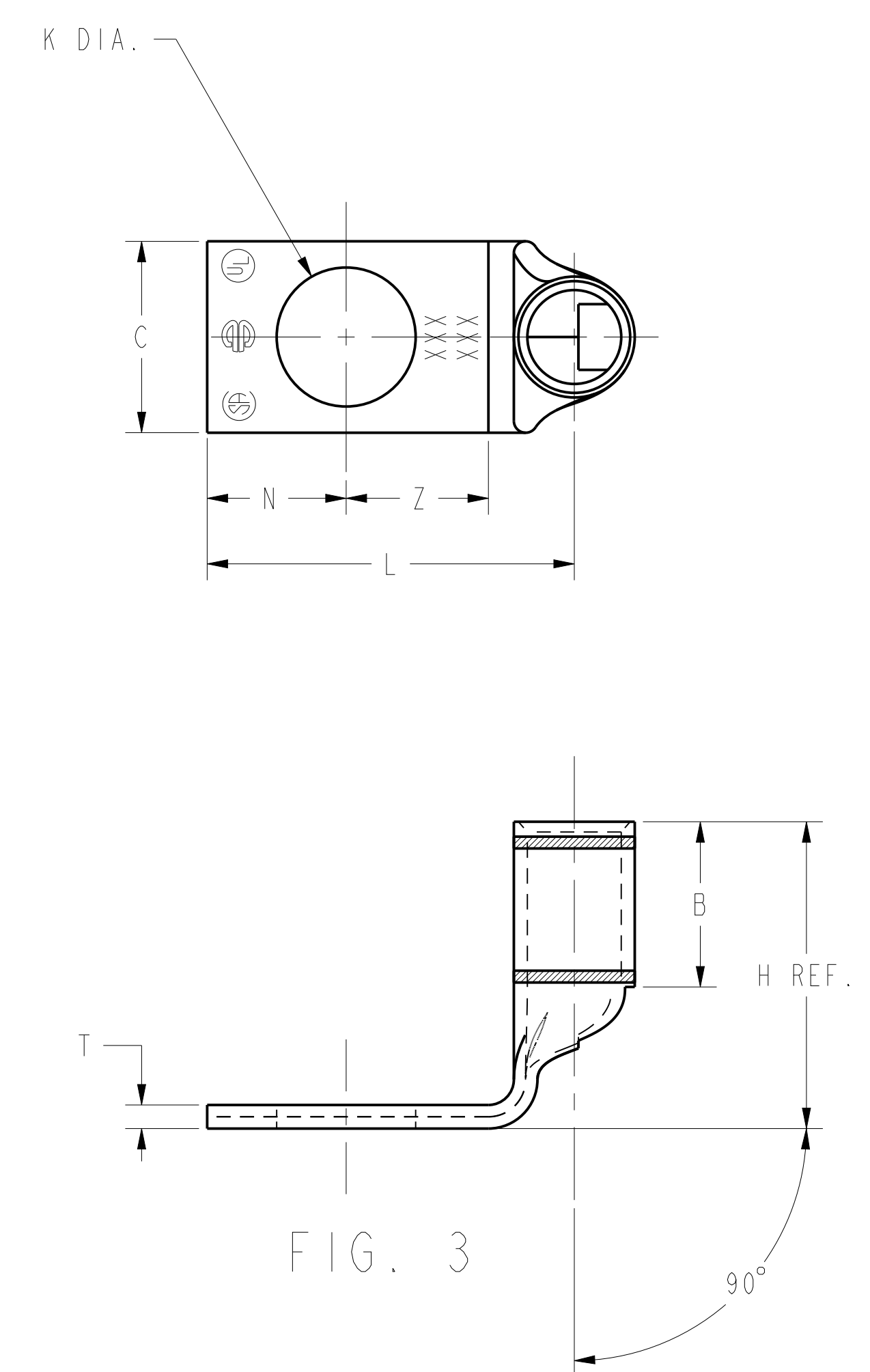


FIG. 3

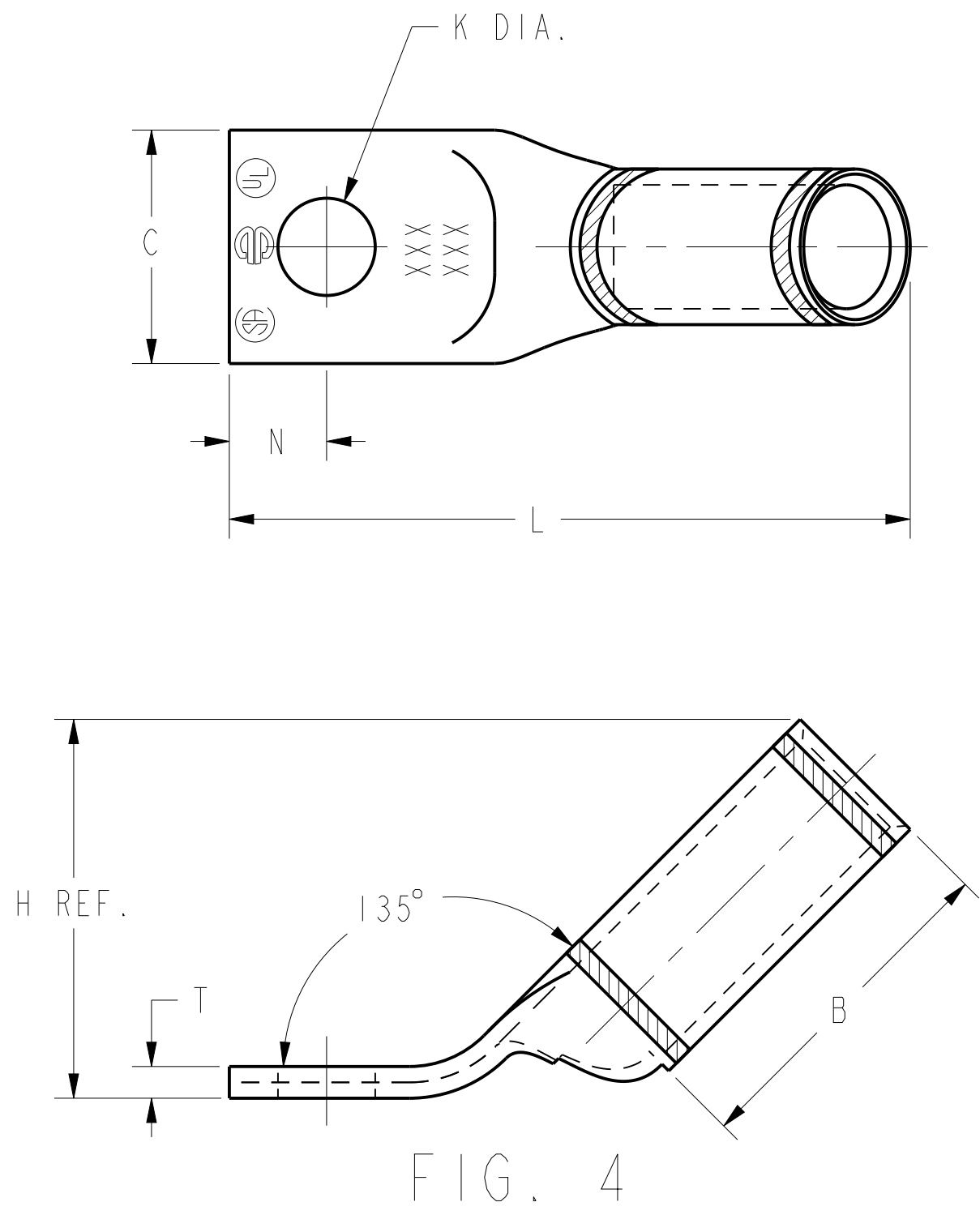


FIG. 4

- NOTES:
1. MATERIAL: COPPER TUBING.
  2. FINISH: TIN PLATED. THE FOLLOWING SUFFIXES DENOTE OPTIONAL PLATING TYPES. BR=BARE; LD=LEAD; NK=NICKEL; SV=SILVER. (EXAMPLE: YAV6CLTC38FXBR).
  3. CATALOG # PT6515 ADAPTOR IS REQUIRED TO USE "U" DIES IN Y45 SERIES TOOLS.
  4. CATALOG # PUADP-1 ADAPTOR IS REQUIRED TO USE "U" DIES IN Y46 SERIES TOOLS.
  5. NAVY CABLE SIZE MAY BE OMITTED ON SOME SIZES BECAUSE OF SPACE LIMITATIONS.
  6. PERMANENT DIE IN TOOLING.
  7. DIMENSIONS IN [ ] BRACKETS ARE IN MILLIMETERS, ROUNDED OFF TO THE NEAREST MILLIMETER UNLESS OTHERWISE NOTED. METRIC DIMENSIONS ARE FOR REFERENCE ONLY.
  8. IF HIGHEST REVISION OF THIS SALES PRINT IS AFFECTED, UPDATE PRINT WSA208758 TO INCLUDE THE NEW REVISION.
  9. ALL OF THE CATALOG NUMBERS FOR THESE HYLUGS™, CAN BE ORDERED WITH OR WITHOUT SKIVE.  
EXAMPLE: YA34L-TC12-FX (SKIVE)  
YAG34L-TC12-FX (NO SKIVE)
  10. UL LISTED AND CSA CERTIFIED CONNECTORS.
  11. UNDRILLED VERSIOSNS ARE NOT UL LISTED OR CSA CERTIFIED.
  12. FOR UNDRILLED VERSIONS ADD SUFFIX "-U" TO END OF CATALOG NUMBER.  
FOR UNDRILLED VERSIONS, USE D MIN. = N MAX. + Z MIN.
  13. THESE CATALOG NUMBERS CANNOT BE INSTALLED WITH Y45 OR Y46 TOOLING.

ITEM NO:		HYLUG™	
CAT. NO:	N/A		
DRAWN BY:	D FILLION 11/25/92		
CHECKER:	K HENRY 10/02/92		
DSN APPVL:	C PALAGI 12/04/92		
MFG APPVL:	-- --		
QA APPVL:	A LLOYD 12/07/92		
MKT APPVL:	T NELSON 12/04/92		
PROD FAM:	CM&R Compression	DRAWING NO	REV
PROJECT #:	--	SIZE	SE208001
DOCUMENT TYPE:	Sales		U
REL LEVEL:	Released		SHEET 1 OF 18

REV: CREO\_05/20/21

REV	DATE	DESCRIPTION	ECO	BY	C'K.
U	2021-06-04 00:00:00 EDT	UPDATED AS PER REQUEST	210604008866	JL	SB

D	CATALOG NO.	COPPER CONDUCTOR			BOLT SIZE	FIG. NO.	DIMENSIONS							BURNDY® INSTALLATION TOOLING (# CRIMPS)										D																			
		FLEX	CODE (AWG)	NAVY			B	C	H	K	L	N	O.D.	T REF.	Z MIN.	DIE INDEX	COLOR CODE	MECHANICAL			HYDRAULIC				DIELESS (# CRIMPS)	WIRE STRIP LENGTH																	
																		MD7-34R MD6	OUR840	YIMRTC Y122CMR	PATMD6, PAT600, YCT500	Y750, Y35 Y39, PAT750	Y46 PAT46				Y45																
	YAV6CLTC10FX	6 AWG CLASS G-M DLO(61/24) 16 mm² CLASS 5	#6 AWG CLASS B,C	30	#10	1	.50 [13]	-----	1.30 [33]	.25 [6]	.31 [8]			7 OR 374	BLUE	W5CRT X5CRT W5CVT (1)	X5CRT (1)	(1 CRIMP)	W5CRT X5CRT W5CVT (1)	U5CRT (1)	U5CRT (1)	U5CRT (1)		1/2"																			
	YAV6CLTC10FX45						.48 [12]	.78 [20]																	.21 [5]	1.26 [32]	.08 [2]	.27 [7]															
	YAV6CLTC10FX90						13	.90 [23]																	.76 [19]																		
	YAV6CLTC14FX	6 AWG CLASS G-M DLO(61/24) 16 mm² CLASS 5	#6 AWG CLASS B,C	30	1/4	1	-----	1.43 [36]	.31 [8]	.31 [8]			7 OR 374	BLUE	W5CRT X5CRT W5CVT (1)	X5CRT (1)	(1 CRIMP)	W5CRT X5CRT W5CVT (1)	U5CRT (1)	U5CRT (1)	U5CRT (1)		1/2"																				
	YAV6CLTC14FX45						.48 [12]																	.78 [20]	.27 [7]	1.39 [35]	.08 [2]	.33 [8]															
	YAV6CLTC14FX90						13																	.90 [23]	.88 [22]																		
C	YAV6CLTC516FX	6 AWG CLASS G-M DLO(61/24) 16 mm² CLASS 5	#6 AWG CLASS B,C	30	5/16	1	-----	1.49 [38]	.34 [9]	.36 [9]			7 OR 374	BLUE	W5CRT X5CRT W5CVT (1)	X5CRT (1)	(1 CRIMP)	W5CRT X5CRT W5CVT (1)	U5CRT (1)	U5CRT (1)	U5CRT (1)		1/2"																				
	YAV6CLTC516FX45						.52 [13]																	.78 [20]	.33 [8]	1.44 [37]	.07 [2]	.36 [9]															
	YAV6CLTC516FX90						13																	.89 [23]	.94 [24]																		
	YAV6CLTC38FX	6 AWG CLASS G-M DLO(61/24) 16 mm² CLASS 5	#6 AWG CLASS B,C	30	3/8	1	-----	1.61 [41]	.41 [10]	.42 [11]			7 OR 374	BLUE	W5CRT X5CRT W5CVT (1)	X5CRT (1)	(1 CRIMP)	W5CRT X5CRT W5CVT (1)	U5CRT (1)	U5CRT (1)	U5CRT (1)		1/2"																				
	YAV6CLTC38FX45						.58 [15]																	.77 [20]	.40 [10]	1.54 [39]	.06 [2]	.42 [11]															
	YAV6CLTC38FX90						13																	.87 [22]	1.06 [27]																		
	YAV6CLTC12FX	6 AWG CLASS G-M DLO(61/24) 16 mm² CLASS 5	#6 AWG CLASS B,C	30	1/2	1	-----	1.86 [47]	.53 [13]	.55 [14]			7 OR 374	BLUE	W5CRT X5CRT W5CVT (1)	X5CRT (1)	(1 CRIMP)	W5CRT X5CRT W5CVT (1)	U5CRT (1)	U5CRT (1)	U5CRT (1)		1/2"																				
	YAV6CLTC12FX45						.75 [19]																	.80 [20]	.53 [13]	1.92 [49]	.12 [3]	.55 [14]															
	YAV6CLTC12FX90						13																	.98 [25]	1.34 [34]																		
B	YAV6CLTC34FX	6 AWG CLASS G-M DLO(61/24) 16 mm² CLASS 5	#6 AWG CLASS B,C	30	3/4	1	-----	2.66 [68]	.75 [19]	.97 [25]			7 OR 374	BLUE	W5CRT X5CRT W5CVT (1)	X5CRT (1)	(1 CRIMP)	W5CRT X5CRT W5CVT (1)	U5CRT (1)	U5CRT (1)	U5CRT (1)		1/2"																				
	YAV6CLTC34FX45						1.04 [26]																	.83 [21]	.81 [21]	2.46 [62]	.09 [2]	.77 [20]															
	YAV6CLTC34FX90						13																	1.01 [26]	1.86 [47]																		
A	YAV6CLTC14FX135	6 AWG CLASS G-M DLO(61/24) 16 mm² CLASS 5	#6 AWG CLASS B,C	30	1/4	4	.50 [13]	.48 [12]	.61 [15]	.27 [7]	1.55 [39]	.31 [8]	.31 [8]	.08 [2]	.33 [8]	7 OR 374	BLUE	W5CRT X5CRT W5CVT (1)	X5CRT (1)	(1 CRIMP)	W5CRT X5CRT W5CVT (1)	U5CRT (1)	U5CRT (1)	U5CRT (1)		1/2"																	

MECHANICAL:  
MY29-11 (1)

HYDRAULIC:  
Y81KFT (1)  
PAT81KFT (1)  
Y4PC834 (1)  
PAT4PC834 (1)

REV: CREO\_05/20/21

SEE SHEET 1 OF 18 FOR NOTES

HYLUG™	
ITEM NO:	N/A
CAT. NO:	YAV6CL-TCLFX- (TABLE)
DRAWN BY:	D FILLION 11/30/92
CHECKER:	K HENRY 12/02/92
DSN APPVL:	C PALAGI 12/04/92
MFG APPVL:	--
QA APPVL:	A LLOYD 12/07/92
MKT APPVL:	--
PROD FAM:	CM&R Compression
PROJECT #:	SIZE
DOCUMENT TYPE:	Sales
REL LEVEL:	Released



DRAWING NO	SE208001
REV	U
SHEET 2 OF 18	

REV	DATE	DESCRIPTION	ECO	BY	CHK.
U	2021-06-04 00:00:00 EDT	UPDATED AS PER REQUEST	210604008866	JL	SB

D	CATALOG NO.	FIG. NO.	CONDUCTOR			BOLT SIZE	DIMENSIONS							BURNDY® INSTALLATION TOOLING (# CRIMPS)								D						
			FLEX	CODE (AWG)	NAVY		B	C	H	K	L	N	O.D.	T REF.	Z MIN.	DIE INDEX	COLOR CODE	MECHANICAL			HYDRAULIC			DIELESS (# CRIMPS)	WIRE STRIP LENGTH			
																		MD7-34R MD6	OUR840	YIMRTC Y122CMR	PATMD6, PAT600, YCT500		Y750, Y35 Y39, PAT750			Y46 PAT46	Y45	
	YAV4CLTC10FX	1	#4 AWG CLASS G-M DLO (91/24) (105/24)	#4 AWG CLASS B,C	40 & 50	#10	.50 [13]								.38 [10]	.09 [2]	.27 [7]	8 OR 346	GRAY	W4CRT X4CRT W4CVT (1)	X4CRT (1)	(2 CRIMP)	W4CRT (1) W4CVT (1)	U4CRT (1)	U4CRT (1)	U4CRT (1)		1/2"
	YAV4CLTC10FX45	2							.84 [21]	.21 [5]	1.30 [33]																	
	YAV4CLTC10FX90	3							.94 [24]		.79 [20]																	
	YAV4CLTC14FX	1	#4 AWG CLASS G-M DLO (91/24) (105/24)	#4 AWG CLASS B,C	40 & 50	1/4	.50 [13]							.38 [10]	.09 [2]	.33 [8]	8 OR 346	GRAY	W4CRT X4CRT W4CVT (1)	X4CRT (1)	(2 CRIMP)	W4CRT (1) W4CVT (1)	U4CRT (1)	U4CRT (1)	U4CRT (1)		1/2"	
	YAV4CLTC14FX45	2							.84 [21]	.27 [7]	1.43 [36]																	
	YAV4CLTC14FX90	3							.94 [24]		.92 [23]																	
	YAV4CLTC516FX	1	#4 AWG CLASS G-M DLO (91/24) (105/24)	#4 AWG CLASS B,C	40 & 50	5/16	.50 [13]							.38 [10]	.09 [2]	.36 [9]	8 OR 346	GRAY	W4CRT X4CRT W4CVT (1)	X4CRT (1)	(2 CRIMP)	W4CRT (1) W4CVT (1)	U4CRT (1)	U4CRT (1)	U4CRT (1)		1/2"	
	YAV4CLTC516FX45	2							.84 [21]	.33 [8]	1.49 [38]																	
	YAV4CLTC516FX90	3							.94 [24]		.98 [25]																	
	YAV4CLTC38FX	1	#4 AWG CLASS G-M DLO (91/24) (105/24)	#4 AWG CLASS B,C	40 & 50	3/8	.50 [13]							.38 [10]	.08 [2]	.42 [11]	8 OR 346	GRAY	W4CRT X4CRT W4CVT (1)	X4CRT (1)	(2 CRIMP)	W4CRT (1) W4CVT (1)	U4CRT (1)	U4CRT (1)	U4CRT (1)	MECHANICAL: MY29-11 (1) HYDRAULIC: Y81KFT (1) PAT81KFT (1) Y4PC834 (1) PAT4PC834 (1)	1/2"	
	YAV4CLTC38FX45	2							.87 [22]	.40 [10]	1.63 [41]																	
	YAV4CLTC38FX90	3							.97 [25]		1.10 [28]																	
	YAV4CLTC12FX	1	#4 AWG CLASS G-M DLO (91/24) (105/24)	#4 AWG CLASS B,C	40 & 50	1/2	.50 [13]							.38 [10]	.07 [2]	.55 [14]	8 OR 346	GRAY	W4CRT X4CRT W4CVT (1)	X4CRT (1)	(2 CRIMP)	W4CRT (1) W4CVT (1)	U4CRT (1)	U4CRT (1)	U4CRT (1)		1/2"	
	YAV4CLTC12FX45	2							.86 [22]	.53 [13]	1.84 [47]																	
	YAV4CLTC12FX90	3							.94 [24]		1.34 [34]																	
	YAV4CLNT10FX	1	#4 AWG CLASS G-M DLO (91/24) (105/24)	#4 AWG CLASS B,C	40 & 50	#10	.50 [13]							.38 [10]	.09 [2]	.27 [7]	8 OR 346	GRAY	W4CRT X4CRT W4CVT (1)	X4CRT (1)	(2 CRIMP)	W4CRT (1) W4CVT (1)	U4CRT (1)	U4CRT (1)	U4CRT (1)		1/2"	
	YAV4CLNT10FX45	2							.84 [21]	.21 [5]	1.30 [33]																	
	YAV4CLNT10FX90	3							.94 [24]		.79 [20]																	
	YAV4CLNT14FX	1	#4 AWG CLASS G-M DLO (91/24) (105/24)	#4 AWG CLASS B,C	40 & 50	1/4	.50 [13]							.38 [10]	.09 [2]	.33 [8]	8 OR 346	GRAY	W4CRT X4CRT W4CVT (1)	X4CRT (1)	(2 CRIMP)	W4CRT (1) W4CVT (1)	U4CRT (1)	U4CRT (1)	U4CRT (1)		1/2"	
	YAV4CLTC14FX135	4							.64 [16]	.27 [7]	1.63 [41]																	

REV: CREO 05/20/21

SEE SHEET 1 OF 18 FOR NOTES

HYLUG™		
ITEM NO:	N/A	
CAT. NO:	YAV4CL-TC-FX-, YAV4CL-NT-FX-	
DRAWN BY:	D FILLION	11/30/92
CHECKER:	K HENRY	12/02/92
DSN APPVL:	C PALAGI	12/04/92
MFG APPVL:	--	--
QA APPVL:	A LLOYD	12/07/92
MKT APPVL:	--	--
PROD FAM:	CM&R Compression	DRAWING NO
PROJECT #:	--	SIZE
DOCUMENT TYPE:	Sales	SE208001
REL LEVEL:	Released	SHEET 3 OF 18



REV	DATE	DESCRIPTION	ECO	BY	C'K'K.
U	2021-06-04 00:00:00 EDT	UPDATED AS PER REQUEST	210604008866	YR	SS

CATALOG NO.	CONDUCTOR			BOLT SIZE	FIG. NO.	DIMENSIONS								BURNDY® INSTALLATION TOOLING (# CRIMPS)										
	FLEX	CODE (AWG)	NAVY			B	C	H	K	L	N	O.D.	T REF.	Z MIN.	DIE INDEX	COLOR CODE	MECHANICAL		HYDRAULIC			DIELESS (# CRIMPS)	WIRE STRIP LENGTH	
																	MD7-34R MD6	YIMRTC Y122CMR	PATMD6, PAT600, YCT500	Y750, Y35 Y39, PAT750	Y46 PAT46			Y45
YAV3CLTC14FX	3 AWG FLEX G-M 25 mm <sup>2</sup> CLASS 5 DLO (125/24)	3 AWG CLASS B,C	--	1/4	I	.88 [22]	.60 [15]	----	.27 [7]	1.84 [47]	.31 [8]	.42 [11]	.11 [3]	.33 [8]	9	WHITE	W3CRT (1)	(1 CRIMP)	W3CRT (1)	U3CRT (1)	U3CRT (1)	U3CRT (1)	MECHANICAL: MY29-11 (1) HYDRAULIC: Y81KFT (1) PAT81KFT (1) Y4PC834 (1) PAT4PC834 (1)	15/16"

REV: CREO\_05/20/21

SEE SHEET 1 OF 18 FOR NOTES

HYLUG™			
ITEM NO:	518541		
CAT. NO:	YAV3CL-TCLFX-	(TABLE)	
DRAWN BY:	D FILLION	11/25/92	
CHECKER:	K HENRY	10/02/92	
DSN APPVL:	C PALAGI	12/04/92	
MFG APPVL:	--	--	
QA APPVL:	A LLOYD	12/07/92	
MKT APPVL:	T NELSON	12/04/92	
PROD FAM:	CM&R Compression	DRAWING NO	REV
PROJECT #:	--	SIZE	
DOCUMENT TYPE:	Sales	SE208001	U
REL LEVEL:	Released	D	SHEET 4 OF 18



REV	DATE	DESCRIPTION	ECO	BY	C.H.K.
U	2021-06-04 00:00:00 EDT	UPDATED AS PER REQUEST	210604008866	YR	SS

D

D

C

C

B

B

A

A

REV: CREO\_05/20/21

CATALOG NO.	CONDUCTOR			BOLT SIZE	FIG. NO.	DIMENSIONS							BURNDY® INSTALLATION TOOLING (# CRIMPS)																															
	FLEX	CODE (AWG)	5 NAVY			B	C	H	K	L	N	O.D.	T REF.	Z MIN.	DIE INDEX	COLOR CODE	MECHANICAL			HYDRAULIC				DIELESS (# CRIMPS)	WIRE STRIP LENGTH																			
																	MD7-34R MD6	OUR840	Y1MRTC Y122CMR 6	PATMD6, PAT600, YCT500	Y750, Y35 Y39, PAT750	Y46 PAT46 4	Y45 3																					
YAV2CLTC10FX	2 AWG CLASS G-M DLO (150/24) 35 mm² CLASS 5	2 AWG CLAS B,C	60	#10 [M5]	1	.63 [16]	-----	1.50 [38]	.25 [6]	.46 [12]	.10 [3]	.27 [7]	10	BROWN	W2CRT X2CRT W2CVT (1)	X2CRT (1)	(2 CRIMP)	W2CRT X2CRT W2CVT (1)	U2CRT (1)	U2CRT (1)	U2CRT (1)		11/16"																					
YAV2CLTC10FX45																								2	.68 [17]	1.04 [26]	.21 [5]	1.46 [37]																
YAV2CLTC10FX90																								3		1.15 [29]		.84 [21]																
YAV2CLTC14FX				1/4 [M6]	1		-----	1.62 [41]	.31 [8]		.10 [3]	.33 [8]																																
YAV2CLTC14FX45																								2	.68 [17]	1.04 [26]	.27 [7]	1.58 [40]																
YAV2CLTC14FX90																								3		1.15 [29]		.97 [25]																
YAV2CLTC516FX				5/16 [M8]	1		-----	1.69 [43]	.34 [9]		.10 [3]	.36 [9]																																
YAV2CLTC516FX45																								2	.68 [17]	1.04 [26]	.33 [8]	1.65 [42]																
YAV2CLTC516FX90																								3		1.15 [29]		1.03 [26]																
YAV2CLTC38FX				3/8 [M10]	1		-----	1.81 [46]	.41 [10]		.10 [3]	.42 [11]																																
YAV2CLTC38FX45																								2	.68 [17]	1.04 [26]	.40 [10]	1.77 [45]																
YAV2CLTC38FX90																								3		1.15 [29]		1.15 [29]																
YAV2CLTC12FX				1/2 [M12]	1		-----	2.12 [54]	.53 [13]		.09 [2]	.55 [14]																																
YAV2CLTC12FX45																								2	.73 [18]	1.07 [27]	.53 [13]	2.03 [52]																
YAV2CLTC12FX90																								3		1.17 [30]		1.40 [35]																
YAV2CLTC14FX135				1/4 [M6]	4		-----	1.84 [47]	.31 [8]		.10 [3]	.33 [8]																																
YAV2CLTC58FX																								1	1.02 [26]	-----	.69 [18]	2.37 [60]																
YAV2CLNT14FX																								1		-----	.27 [7]	1.71 [43]																
YAV2CLNT14FX90	3	35 mm² CLASS 5	2 AWG CLAS B,C	60	1/4 [M6]		.63 [16]	.46 MAX. [12]	.27 [7]	.97 [25]	.31 [8]	.46 [12]	10	BROWN	W2CRT X2CRT W2CVT (1)	X2CRT (1)	(2 CRIMP)	W2CRT X2CRT W2CVT (1)	U2CRT (1)	U2CRT (1)	U2CRT (1)		11/16"																					

MECHANICAL:  
MY29-11 (1)

HYDRAULIC:  
Y644M (1)  
PAT644 (1)  
Y81KFT (1)  
PAT81KFT (1)  
Y4PC834 (1)  
PAT4PC834 (1)  
PAT444(1)  
Y444(1)

SEE SHEET 1 OF 18 FOR NOTES

HYLUG™	
ITEM NO:	N/A
CAT. NO:	YAV2CL-TC-FX- (TABLE)
DRAWN BY:	D FILLION 11/30/92
CHECKER:	K HENRY 12/02/92
DSN APPVL:	C PALAGI 12/04/92
MFG APPVL:	--
QA APPVL:	A LLOYD 12/07/92
MKT APPVL:	T NELSON 12/04/92
PROD FAM:	CM&R Compression
PROJECT #:	SIZE
DOCUMENT TYPE:	Sales
REL LEVEL:	Released



REV	DATE	DESCRIPTION	ECO	BY	CHK.
U	2021-06-04 00:00:00 EDT	UPDATED AS PER REQUEST	210604008866	YR	SS

D

D

C

C

B

B

A


A

CATALOG NO.	CONDUCTOR			BOLT SIZE	FIG. NO.	DIMENSIONS								BURNDY® INSTALLATION TOOLING (# CRIMPS)																																				
	FLEX	CODE (AWG)	5 NAVY			B	C	H	K	L	N	O.D.	T REF.	Z MIN.	DIE INDEX	COLOR CODE	MECHANICAL		HYDRAULIC			DIELESS (# CRIMPS)	WIRE STRIP LENGTH																											
																	MD7-34R MD6	OUR840	PATMD6, PAT600, YCT500	Y750, Y35 Y39, BAT35 PAT750	Y46 PAT46			4	Y45	3																								
YAVICLTC10FX	1 AWG CLASS G-M DLO (225/24)	1 AWG CLASS B,C	75	#10 [M5]	1	.62 [16]	.75 [19]	-----	1.52 [39]	.25 [6]	.51 [13]	.12 [3]	.27 [7]	11 OR 375	GREEN	WICRTI	XICRTI (1)	WICRTI	UICRTI (1)	UICRTI (1)	MECHANICAL: MY29-11 (1)  HYDRAULIC: Y644M (1) PAT644 (1) Y81KFT (1) PAT81KFT (1) Y4PC834 (1) PAT4PC834 (1) PAT444(1) Y444(1)	11/16"																												
YAVICLTC10FX45						2	1.10 [28]	.21 [5]	1.52 [39]							11 OR 375	GREEN	WICRTI	XICRTI (1)	WICRTI			UICRTI (1)	UICRTI (1)																										
YAVICLTC10FX90						3	1.20 [30]		.88 [22]							11 OR 375	GREEN	WICRTI	XICRTI (1)	WICRTI			UICRTI (1)	UICRTI (1)																										
YAVICLTC14FX				1/4 [M6]	1	-----	1.65 [42]	.31 [8]	.33 [8]	11 OR 375	GREEN	WICRTI	XICRTI (1)			WICRTI	UICRTI (1)	UICRTI (1)																																
YAVICLTC14FX45						2	1.10 [28]												.27 [7]	1.64 [42]			11 OR 375	GREEN	WICRTI	XICRTI (1)	WICRTI	UICRTI (1)	UICRTI (1)																					
YAVICLTC14FX90						3	1.20 [30]													1.00 [25]			11 OR 375	GREEN	WICRTI	XICRTI (1)	WICRTI	UICRTI (1)	UICRTI (1)																					
YAVICLTC516FX				5/16 [M8]	1	-----	1.71 [43]	.34 [9]	.36 [9]										11 OR 375	GREEN			WICRTI	XICRTI (1)	WICRTI	UICRTI (1)	UICRTI (1)																							
YAVICLTC516FX45						2	1.10 [28]																					.33 [8]	1.70 [43]	11 OR 375	GREEN	WICRTI	XICRTI (1)	WICRTI	UICRTI (1)	UICRTI (1)														
YAVICLTC516FX90						3	1.20 [30]																						1.07 [27]	11 OR 375	GREEN	WICRTI	XICRTI (1)	WICRTI	UICRTI (1)	UICRTI (1)														
YAVICLTC38FX				3/8 [M10]	1	-----	1.84 [47]	.41 [10]	.42 [11]																			11 OR 375	GREEN	WICRTI	XICRTI (1)	WICRTI	UICRTI (1)	UICRTI (1)																
YAVICLTC38FX45						2	1.10 [28]																												.41 [10]	1.83 [46]	11 OR 375	GREEN	WICRTI	XICRTI (1)	WICRTI	UICRTI (1)	UICRTI (1)							
YAVICLTC38FX90						3	1.20 [30]																													1.19 [30]	11 OR 375	GREEN	WICRTI	XICRTI (1)	WICRTI	UICRTI (1)	UICRTI (1)							
YAVICLTC12FX				1/2 [M12]	1	-----	2.09 [53]	.53 [13]	.55 [14]																										11 OR 375	GREEN	WICRTI	XICRTI (1)	WICRTI	UICRTI (1)	UICRTI (1)									
YAVICLTC12FX45						2	1.10 [28]																																			.53 [13]	2.08 [53]	11 OR 375	GREEN	WICRTI	XICRTI (1)	WICRTI	UICRTI (1)	UICRTI (1)
YAVICLTC12FX90						3	1.20 [30]																																				1.44 [37]	11 OR 375	GREEN	WICRTI	XICRTI (1)	WICRTI	UICRTI (1)	UICRTI (1)

SEE SHEET 1 OF 18 FOR NOTES

REV: CREO 05/20/21

HYLUG™	
ITEM NO:	N/A
CAT. NO:	YAVICL-TC-FX-
DRAWN BY:	R NARESH 04/06/05
CHECKER:	K BABU 04/06/05
DSN APPVL:	--
MFG APPVL:	--
QA APPVL:	--
MKT APPVL:	--
PROD FAM:	CM&R Compression
PROJECT #:	SIZE
DOCUMENT TYPE:	Sales
REL LEVEL:	Released



SCALE: 1:1

DRAWING NO	SE208001	REV	U
SHEET	6 OF 18		

REV	DATE	DESCRIPTION	ECO	BY	CHK.
U	2021-06-04 00:00:00 EDT	UPDATED AS PER REQUEST	210604008866	JL	SB

D

D

C

C

B

B


A

A

CATALOG NO.	CONDUCTOR			BOLT SIZE	FIG. NO.	DIMENSIONS								BURNDY® INSTALLATION TOOLING (#CRIMPS)															
	FLEX	CODE (AWG)	5 NAVY			B	C	H	K	L	N	O.D.	T REF.	Z MIN.	DIE INDEX	COLOR CODE	MECHANICAL RATCHET		HYDRAULIC			DIELESS (# CRIMPS)	WIRE STRIP LENGTH						
																	MD7-34R MD6	OUR840	BCT500 Y500CT PAT600	Y750 Y35, Y39 PAT750	Y46 PAT46 4			Y45 3					
YAV25LTC10FX	1/0 AWG CLASS G-M DLO (275/24) 50 mm² CLASS 5	1/0 AWG CLASS B,C	100	10	.69 [18]	.83 [21]	-----	.21 [5]	1.63 [41]	.25 [6]	.56 [14]	.12 [3]	.27 [7]	12 OR 348	PINK	W25RT X25RT W25VT (2)	X25RT (2)	W25RT X25RT W25VT (2)	U25RT (1)	U25RT (1)	U25RT (1)	MECHANICAL: MY29-11 (1)  HYDRAULIC: Y644M (1) PAT644 (1) Y81KFT (1) PAT81KFT (1) Y4PC834 (1) PAT4PC834 (1) PAT444(1) Y444(1)	11/16"						
YAV25LTC14FX				1/4	1	.69 [18]	.83 [21]	-----	.21 [5]	1.63 [41]	.25 [6]	.56 [14]	.12 [3]	.27 [7]	12 OR 348	PINK	W25RT X25RT W25VT (2)	X25RT (2)	W25RT X25RT W25VT (2)	U25RT (1)	U25RT (1)			U25RT (1)					
YAV25LTC14FX45					2																				1.20 [30]	.27 [7]	1.71 [43]	.31 [8]	.33 [8]
YAV25LTC14FX90					3																				1.31 [33]		1.03 [26]		
YAV25LTC516FX				5/16	1	.69 [18]	.83 [21]	-----	.21 [5]	1.63 [41]	.25 [6]	.56 [14]	.12 [3]	.27 [7]	12 OR 348	PINK	W25RT X25RT W25VT (2)	X25RT (2)	W25RT X25RT W25VT (2)	U25RT (1)	U25RT (1)			U25RT (1)					
YAV25LTC516FX45					2																				1.20 [30]	.33 [8]	1.77 [45]	.34 [9]	.36 [9]
YAV25LTC516FX90					3																				1.31 [33]		1.09 [28]		
YAV25LTC38FX				3/8	1	.69 [18]	.83 [21]	-----	.21 [5]	1.63 [41]	.25 [6]	.56 [14]	.12 [3]	.27 [7]	12 OR 348	PINK	W25RT X25RT W25VT (2)	X25RT (2)	W25RT X25RT W25VT (2)	U25RT (1)	U25RT (1)			U25RT (1)					
YAV25LTC38FX45					2																				1.20 [30]	.40 [10]	1.90 [48]	.41 [10]	.42 [11]
YAV25LTC38FX90					3																				1.31 [33]		1.22 [31]		
YAV25LTC12FX	1/2	1	100	.69 [18]	.83 [21]	-----	.21 [5]	1.63 [41]	.25 [6]	.56 [14]	.12 [3]	.27 [7]	12 OR 348	PINK	W25RT X25RT W25VT (2)	X25RT (2)	W25RT X25RT W25VT (2)	U25RT (1)	U25RT (1)	U25RT (1)									
YAV25LTC12FX45		2																			1.20 [30]	.53 [13]	2.15 [55]	.53 [13]	.55 [14]				
YAV25LTC12FX90		3																			1.31 [33]		1.47 [37]						

SEE SHEET 1 OF 18 FOR NOTES

HYLUG™	
ITEM NO:	N/A
CAT. NO:	YAV25L-TC-FX-
DRAWN BY:	D FILLION 11/30/92
CHECKER:	K HENRY 12/02/92
DSN APPVL:	C PALAGI 12/04/92
MFG APPVL:	-- --
QA APPVL:	A LLOYD 12/07/92
MKT APPVL:	T NELSON 12/04/92
PROD FAM:	CM&R Compression
PROJECT #:	SIZE
DOCUMENT TYPE:	Sales
REL LEVEL:	Released



DRAWING NO	REV
SE208001	U
SHEET 7 OF 18	

REV: CREO 05/20/21

REV	DATE	DESCRIPTION	ECO	BY	C'H'K.
U	2021-06-04 00:00:00 EDT	UPDATED AS PER REQUEST	210604008866	JL	SB

CONDUCTOR			BOLT SIZE	CATALOG NO.	FIG. NO.	DIMENSIONS							BURNDY® INSTALLATION TOOLING (# CRIMPS)											
FLEX	CODE (AWG)	NAVY 5				B	C	H	K	L	N	O.D.	T REF.	Z MIN.	DIE INDEX	COLOR CODE	MECHANICAL RATCHET		HYDRAULIC			DIELESS (# CRIMPS)	WIRE STRIP LENGTH	
																	MD7-34R MD6	OUR840	BCT500 Y500CT PAT600	Y750, Y35 Y39 PAT750	Y46 PAT46			Y45
2/0 AWG CLASS G-M DLO (325/24) 70 mm² CLASS 5	2/0 AWG CLASS B,C	125	#10 [M5]	YAV26LTC10FX	1	.81 [21]	.93 [24]	-----	1.80 [46]	.25 [6]	.63 [16]	.13 [3]	13	BLACK	W26RT X26RT W26VT (2)	X26RT (2)	W26RT X26RT W26VT (2)	U26RT (1)	U26RT (1)	U26RT (1)	MECHANICAL: MY29-11 (1)  HYDRAULIC: Y644M (1) PAT644 (1) Y81KFT (1) PAT81KFT (1) Y4PC834 (1) PAT4PC834 (1) PAT444(1) Y444(1)	13/16"		
				YAV26LTC10FX45	2	1.38 [35]	.21 [5]	1.73 [44]	.27 [7]	.63 [16]	.13 [3]	.27 [7]			13	BLACK	W26RT X26RT W26VT (2)	X26RT (2)	W26RT X26RT W26VT (2)	U26RT (1)			U26RT (1)	U26RT (1)
				YAV26LTC10FX90	3	1.49 [38]	.94 [24]	1.92 [49]	.31 [8]															
YAV26LTC14FX	1	-----	1.92 [49]	.31 [8]	.33 [8]																			
1/4 [M6]	YAV26LTC14FX45	2	1.38 [35]	.27 [7]		1.85 [47]	.31 [8]	.33 [8]																
	YAV26LTC14FX90	3	1.49 [38]	1.07 [27]		.36 [9]																		
	YAV26LTC516FX	1	-----	1.98 [50]	.34 [9]		.36 [9]																	
5/16 [M8]	YAV26LTC516FX45	2	1.38 [35]	.33 [8]	1.92 [49]			.34 [9]	.36 [9]															
	YAV26LTC516FX90	3	1.49 [38]	1.13 [29]	.42 [11]																			
	YAV26LTC38FX	1	-----	2.11 [54]		.41 [10]	.42 [11]																	
3/8 [M10]	YAV26LTC38FX45	2	1.38 [35]	.40 [10]		2.04 [52]		.41 [10]	.42 [11]															
	YAV26LTC38FX90	3	1.49 [38]	1.26 [32]	.55 [14]																			
	YAV26LTC12FX	1	-----	2.36 [60]		.53 [13]	.55 [14]																	
1/2 [M12]	YAV26LTC12FX45	2	1.38 [35]	.53 [13]		2.29 [58]		.53 [13]	.55 [14]															
	YAV26LTC12FX90	3	1.49 [38]	1.51 [38]	.67 [17]																			
	YAV26LTC58FX	1	-----	2.61 [66]		.66 [17]	.67 [17]																	
5/8 [M16]	YAV26LTC58FX45	2	1.38 [35]	.69 [17]		2.54 [65]		.66 [17]	.67 [17]															
	YAV26LTC58FX90	3	.93 [24]	1.49 [38]	1.76 [45]	.77 [19]																		
	YAV26LTC34FX	1	-----	2.89 [73]	.75 [19]		.77 [19]																	
3/4 [M20]	YAV26LTC34FX45	2	1.10 [28]	1.44 [37]	2.75 [70]			.75 [19]	.77 [19]															
	YAV26LTC34FX90	3	.81 [21]	1.55 [39]	1.93 [49]	.63 [16]																		
	YAV26LTC34FX	1	-----	2.89 [73]	.75 [19]		.63 [16]																	
70 mm² CLASS 5	2/0 AWG CLASS B,C	125	3/4 [M20]	YAV26LTC34FX	1			.81 [21]	1.10 [28]	-----	2.89 [73]	.75 [19]	.63 [16]	.11 [3]	13	BLACK	W26RT X26RT W26VT (2)	X26RT (2)	W26RT X26RT W26VT (2)	U26RT (1)	U26RT (1)	U26RT (1)	MECHANICAL: MY29-11 (1)  HYDRAULIC: Y644M (1) PAT644 (1) Y81KFT (1) PAT81KFT (1) Y4PC834 (1) PAT4PC834 (1) PAT444(1) Y444(1)	13/16"
				YAV26LTC34FX45	2	1.44 [37]		2.75 [70]	.75 [19]	.63 [16]	.11 [3]	.77 [19]	13	BLACK			W26RT X26RT W26VT (2)	X26RT (2)	W26RT X26RT W26VT (2)	U26RT (1)	U26RT (1)	U26RT (1)		
				YAV26LTC34FX90	3	1.55 [39]	1.93 [49]	.75 [19]																


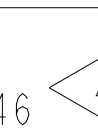
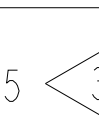
SEE SHEET 1 OF 18 FOR NOTES

ITEM NO: N/A		HYLUG™	
CAT. NO: YAV26L-TC-FX-			
DRAWN BY: D FILLION	11/30/92		
CHECKER: K HENRY	12/02/92		
DSN APPVL: C PALAGI	12/04/92		
MFG APPVL: --	--		
QA APPVL: A LLOYD	12/07/92	SCALE: 1:1	
MKT APPVL: T NELSON	12/04/92	DRAWING NO: SE208001	
PROD FAM: CM&R Compression	SIZE: D	REVISION: U	
PROJECT #: --	REL LEVEL: Released	SHEET 8 OF 18	

REV: CREO\_05/20/21




REV	DATE	DESCRIPTION	ECO	BY	CHECK
U	2021-06-04 00:00:00 EDT	UPDATED AS PER REQUEST	210604008866	JL	SB

CONDUCTOR			BOLT SIZE	CATALOG NO.	FIG. NO.	DIMENSIONS							BURNDY® INSTALLATION TOOLING (# CRIMPS)																	
FLEX	CODE (AWG)	NAVY 				B	C	H	K	L	N	O.D.	T REF.	Z MIN.	DIE INDEX	COLOR CODE	MECHANICAL RATCHET		HYDRAULIC			DIELESS (# CRIMPS)	WIRE STRIP LENGTH							
																	MD7-34R MD6	OUR840	BCT500 Y500CT PAT600	Y750, Y35 Y39, PAT750	Y46 PAT46 			Y45 						
3/0 AWG CLASS G-M DLO (450/24) 95 mm² CLASS 5	3/0 AWG CLASS B,C	150	#10	YAV27LTC10FX	1	1.00 [25]	1.03 [26]	-----		2.03 [51]			.70 [18]	.14 [4]			14	ORANGE	W27RT (2) X27RT (3) W27VT (2)	X27RT (3)	W27RT (2) X27RT (3) W27VT (2)	U27RT (1)	U27RT (1)	U27RT (1)	MECHANICAL: MY29-11 (1)  HYDRAULIC: Y644M (1) PAT644 (1) Y81KFT (2) PAT81KFT (2) Y4PC834 (2) PAT4PC834 (2) PAT444 (1) Y444 (1)	1"				
				YAV27LTC10FX45	2			1.59 [40]	.21 [5]	1.91 [49]	.25 [6]			.27 [7]																
				YAV27LTC10FX90	3			1.74 [44]		.98 [25]																				
				YAV27LTC14FX	1			-----				2.15 [55]																		
				YAV27LTC14FX45	2			1.59 [40]	.27 [7]	2.04 [52]	.31 [8]			.33 [8]																
				YAV27LTC14FX90	3			1.74 [44]		1.10 [28]																				
				YAV27LTC516FX	1			-----				2.21 [56]																		
				YAV27LTC516FX45	2			1.59 [40]	.33 [8]	2.10 [53]	.34 [9]			.36 [9]																
				YAV27LTC516FX90	3			1.74 [44]		1.17 [30]																				
			YAV27LTC38FX	1			-----				2.34 [59]																			
			YAV27LTC38FX45	2			1.59 [40]	.40 [10]	2.22 [56]	.41 [10]			.42 [11]																	
			YAV27LTC38FX90	3			1.74 [44]		1.29 [33]																					
			YAV27LTC12FX	1			-----				2.59 [66]																			
			YAV27LTC12FX45	2			1.59 [40]	.53 [13]	2.47 [63]	.53 [13]			.55 [14]																	
			YAV27LTC12FX90	3			1.00 [25]	1.03 [26]	1.74 [44]		1.54 [39]				.70 [18]	.14 [4]			14	ORANGE	W27RT (2) X27RT (3) W27VT (2)	X27RT (3)	W27RT (2) X27RT (3) W27VT (2)	U27RT (1)			U27RT (1)	U27RT (1)		1"



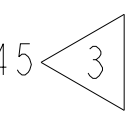
SEE SHEET 1 OF 18 FOR NOTES

HYLUG™			
ITEM NO:	N/A		
CAT. NO:	YAV27L-TC-FX-		
DRAWN BY:	D FILLION	11/30/92	
CHECKER:	K HENRY	12/02/92	
DSN APPVL:	C PALAGI	12/04/92	
MFG APPVL:	--	--	
QA APPVL:	A LLOYD	12/07/92	
MKT APPVL:	T NELSON	12/04/92	
PROD FAM:	CM&R Compression		SCALE: 1:1
PROJECT #:	--	SIZE	
DOCUMENT TYPE:	Sales		SE208001
REL LEVEL:	Released	D	SHEET 9 OF 18



REV: CREO\_05/20/21

REV	DATE	DESCRIPTION	ECO	BY	C'K'.
U	2021-06-04 00:00:00 EDT	UPDATED AS PER REQUEST	210604008866	JL	SB

D	CATALOG NO.	CONDUCTOR			BOLT SIZE	FIG. NO.	DIMENSIONS							BURNDY® INSTALLATION TOOLING (# CRIMPS)																			
		FLEX	CODE (AWG)	NAVY 			B	C	H	K	L	N	O.D.	T REF.	Z MIN.	DIE INDEX	COLOR CODE	MECHANICAL RATCHET		HYDRAULIC			DIELESS (# CRIMPS)	WIRE STRIP LENGTH									
																		MD7-34R MD6	OUR840	BCT500 Y500CT PAT600	Y750, Y35 Y39, PAT750	Y46 PAT46 			Y45 								
	YAV28LTC14FX	4/0 AWG CLASS G-M DLO (550/24) 120 mm² CLASS 2,5	4/0 AWG CLASS B,C	200	1/4	1	1.03 [26]	-----	-----	2.23 [57]	.31 [8]	.77 [20]	.15 [4]	.33 [8]	15	PURPLE	W28RT (2)	X28RT (3)	W28RT (2)	U28RT (1)	U28RT (1)	U28RT (1)		1-1/16"									
	YAV28LTC14FX45						1.14 [29]	1.70 [43]	.27 [7]	2.11 [53]							1.83 [47]	1.14 [29]	2.29 [58]	2.17 [55]	1.21 [31]	2.29 [58]			2.17 [55]	1.21 [31]	W28RT (3)	X28RT (2)	W28RT (3)	U28RT (1)	U28RT (1)	U28RT (1)	
	YAV28LTC14FX90						1.83 [47]	1.14 [29]	2.29 [58]	2.17 [55]							1.21 [31]	2.29 [58]	2.17 [55]	1.21 [31]	2.29 [58]	2.17 [55]			1.21 [31]	W28RT (2)	X28RT (3)	W28RT (2)	U28RT (1)	U28RT (1)	U28RT (1)		
	YAV28LNT516FX				5/16	1	.94 [24]	-----	-----	2.29 [58]	.34 [9]	.36 [9]																					
	YAV28LNT516FX45							1.70 [43]	.33 [8]	2.17 [55]															1.21 [31]	2.17 [55]	1.21 [31]	2.17 [55]	1.21 [31]	2.17 [55]	1.21 [31]	2.17 [55]	1.21 [31]
	YAV28LNT516FX90							1.83 [47]	.33 [8]	2.17 [55]															1.21 [31]	2.17 [55]	1.21 [31]	2.17 [55]	1.21 [31]	2.17 [55]	1.21 [31]	2.17 [55]	1.21 [31]
	YAV28LTC516FX				5/16	1	1.14 [29]	-----	-----	2.29 [58]	.34 [9]	.36 [9]																					
	YAV28LTC516FX45							1.70 [43]	.33 [8]	2.17 [55]															1.21 [31]	2.17 [55]	1.21 [31]	2.17 [55]	1.21 [31]	2.17 [55]	1.21 [31]	2.17 [55]	1.21 [31]
	YAV28LTC516FX90							1.83 [47]	.33 [8]	2.17 [55]															1.21 [31]	2.17 [55]	1.21 [31]	2.17 [55]	1.21 [31]	2.17 [55]	1.21 [31]	2.17 [55]	1.21 [31]
	YAV28LNT38FX				3/8	1	.94 [24]	-----	-----	2.42 [61]	.41 [10]	.42 [11]																					
	YAV28LNT38FX45							1.70 [43]	.41 [10]	2.29 [58]															1.33 [34]	2.29 [58]	1.33 [34]	2.29 [58]	1.33 [34]	2.29 [58]	1.33 [34]	2.29 [58]	1.33 [34]
	YAV28LNT38FX90							1.83 [47]	.41 [10]	2.29 [58]															1.33 [34]	2.29 [58]	1.33 [34]	2.29 [58]	1.33 [34]	2.29 [58]	1.33 [34]	2.29 [58]	1.33 [34]
	YAV28LTC38FX				3/8	1	1.14 [29]	-----	-----	2.42 [61]	.41 [10]	.42 [11]																					
	YAV28LTC38FX45							1.70 [43]	.41 [10]	2.29 [58]															1.33 [34]	2.29 [58]	1.33 [34]	2.29 [58]	1.33 [34]	2.29 [58]	1.33 [34]	2.29 [58]	1.33 [34]
	YAV28LTC38FX90							1.83 [47]	.41 [10]	2.29 [58]															1.33 [34]	2.29 [58]	1.33 [34]	2.29 [58]	1.33 [34]	2.29 [58]	1.33 [34]	2.29 [58]	1.33 [34]
	YAV28LTC12FX				1/2	1		-----	-----	2.67 [68]	.53 [13]	.55 [14]																					
	YAV28LTC12FX45							1.70 [43]	.53 [13]	2.54 [65]															1.58 [40]	2.54 [65]	1.58 [40]	2.54 [65]	1.58 [40]	2.54 [65]	1.58 [40]	2.54 [65]	1.58 [40]
	YAV28LTC12FX90							1.83 [47]	.53 [13]	2.54 [65]															1.58 [40]	2.54 [65]	1.58 [40]	2.54 [65]	1.58 [40]	2.54 [65]	1.58 [40]	2.54 [65]	1.58 [40]
	YAV28LTC58FX				5/8	1		-----	-----	2.92 [74]	.66 [17]	.67 [17]																					
	YAV28LTC58FX45							1.70 [43]	.69 [17]	2.79 [71]															1.83 [46]	2.79 [71]	1.83 [46]	2.79 [71]	1.83 [46]	2.79 [71]	1.83 [46]	2.79 [71]	1.83 [46]
	YAV28LTC58FX90							1.83 [47]	.69 [17]	2.79 [71]															1.83 [46]	2.79 [71]	1.83 [46]	2.79 [71]	1.83 [46]	2.79 [71]	1.83 [46]	2.79 [71]	1.83 [46]
	YAV28LTC34FX	4/0 AWG CLASS G-M DLO (550/24) 120 mm² CLASS 2,5	4/0 AWG CLASS B,C	200	3/4	1	1.03 [26]	-----	-----	3.11 [79]	.75 [19]	.77 [19]	.15 [4]	.77 [19]	15	PURPLE	W28RT (2)	X28RT (3)	W28RT (2)	U28RT (1)	U28RT (1)	U28RT (1)		1-1/16"									
	YAV28LTC34FX45							1.70 [43]	.81 [21]	2.98 [76]							2.02 [51]	2.98 [76]	2.02 [51]	2.98 [76]	2.02 [51]	2.98 [76]			2.02 [51]	2.98 [76]	2.02 [51]	W28RT (3)	X28RT (2)	W28RT (3)	U28RT (1)	U28RT (1)	U28RT (1)
	YAV28LTC34FX90							1.83 [47]	.81 [21]	2.98 [76]							2.02 [51]	2.98 [76]	2.02 [51]	2.98 [76]	2.02 [51]	2.98 [76]			2.02 [51]	2.98 [76]	2.02 [51]	W28RT (2)	X28RT (3)	W28RT (2)	U28RT (1)	U28RT (1)	U28RT (1)

MECHANICAL:  
MY29-11 (1)

HYDRAULIC:  
Y644M (1)  
PAT644 (1)  
Y81KFT (2)  
PAT81KFT (2)  
Y4PC834 (2)  
PAT4PC834 (2)  
PAT444(1)  
Y444(1)

REV: CREO\_05/20/21


SEE SHEET 1 OF 18 FOR NOTES

HYLUG™	
ITEM NO:	N/A
CAT. NO:	YAV28L - (TABLE)
DRAWN BY:	D FILLION 11/30/92
CHECKER:	K HENRY 12/02/92
DSN APPVL:	C PALAGI 12/04/92
MFG APPVL:	--
QA APPVL:	A LLOYD 12/02/92
MKT APPVL:	T NELSON 12/04/92
PROD FAM:	CM&R Compression
PROJECT #:	--
DOCUMENT TYPE:	Sales
REL LEVEL:	Released



DRAWING NO	SE208001
SCALE	1:1
SHEET	10 OF 18



REV	DATE	DESCRIPTION	ECO	BY	C'H'K.
U	2021-06-04 00:00:00 EDT	UPDATED AS PER REQUEST	210604008866	JL	SB

CONDUCTOR			BOLT SIZE	CATALOG NO.	FIG. NO.	DIMENSIONS							BURNDY® INSTALLATION TOOLING (# CRIMPS)																
FLEX	CODE (AWG)	NAVY 				B	C	H	K	L	N	O.D.	T REF.	Z MIN.	DIE INDEX	COLOR CODE	MECHANICAL RATCHET		HYDRAULIC			DIELESS (# CRIMPS)	WIRE STRIP LENGTH						
																	MD7-34R MD6	OUR840	BCT500 Y500CT PAT600	Y750, Y35 Y39, PAT750	Y46 PAT46			Y45					
250 FLEX CLASS G: 259 STR  CLASS H: 427 STR	-----	-----	5/16	YA30LTC516FX	1	1.03 [26]	1.20 [30]	-----		2.31 [59]			.81 [21]	.16 [4]		16	YELLOW	W29RT (2) W29VT (2) X29RT (4)	X29RT (4)	W29RT (2) W29VT (2) X29RT (4)	U29RT (1)	U29RT (1)	U29RT (1)	HYDRAULIC: Y644M (1) PAT644 (1) Y81KFT (2) PAT81KFT (2) Y4PC834 (2) PAT4PC834 (2) PAT444(1) Y444(1)	1-1/16"				
				YA30LTC516FX45	2	1.75 [44]	.33 [8]	2.22 [56]	.34 [9]																				
				YA30LTC516FX90	3	1.89 [48]		1.24 [31]																					
				YA30LTC38FX	1	-----		2.44 [62]																					
				YA30LTC38FX45	2	1.75 [44]	.40 [10]	2.35 [60]	.41 [10]																				
				YA30LTC38FX90	3	1.89 [48]		1.36 [35]																					
250 FLEX CLASS G: 259 STR  CLASS H: 427 STR	-----	-----	3/8	YA30LTC12FX	1	-----		2.69 [68]																					
				YA30LTC12FX45	2	1.75 [44]	.53 [13]	2.60 [66]	.53 [13]																				
				YA30LTC12FX90	3	1.89 [48]		1.61 [41]																					
250 FLEX CLASS G: 259 STR  CLASS H: 427 STR	-----	-----	5/8	YA30LTC58FX	1	-----		2.94 [75]																					
				YA30LTC58FX45	2	1.75 [44]	.69 [17]	2.85 [72]	.66 [17]																				
				YA30LTC58FX90	3	1.89 [48]		1.86 [47]																					
250 FLEX CLASS G: 259 STR  CLASS H: 427 STR	-----	-----	3/4	YA30LTC34FX	1	-----		3.12 [79]																					
				YA30LTC34FX45	2	1.75 [44]	.81 [21]	3.04 [77]	.75 [19]																				
				YA30LTC34FX90	3	1.03 [26]	1.20 [30]	1.89 [48]		2.05 [52]																			

REV: CREO\_05/20/21

SEE SHEET 1 OF 18 FOR NOTES




HYLUG™	
ITEM NO:	N/A
CAT. NO:	YA30L-TC-FX-
DRAWN BY:	D FILLION 11/30/92
CHECKER:	K HENRY 12/02/92
DSN APPVL:	C PALAGI 12/04/92
MFG APPVL:	--
QA APPVL:	A LLOYD 12/07/92
MKT APPVL:	T NELSON 12/04/92
PROD FAM:	CM&R Compression
PROJECT #:	---
DOCUMENT TYPE:	Sales
REL LEVEL:	Released

DRAWING NO	REV
SE208001	U

SHEET 11 OF 18


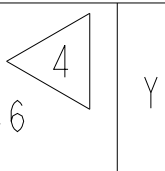
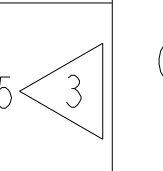
REV	DATE	DESCRIPTION	ECO	BY	C'H'K.
U	2021-06-04 00:00:00 EDT	UPDATED AS PER REQUEST	210604008866	JL	SB

D	CONDUCTOR			BOLT SIZE	CATALOG NO.	FIG. NO.	DIMENSIONS						BURNDY® INSTALLATION TOOLING (# CRIMPS)						DIELESS (# CRIMPS)	WIRE STRIP LENGTH						
	FLEX	CODE (AWG)	NAVY 				B	C	H	K	L	N	O.D	T REF.	Z MIN.	DIE INDEX	COLOR CODE	MECHANICAL RATCHET			HYDRAULIC					
																		MD7-34R MD6			BCT500 Y500CT PAT600	Y750, Y35 Y39, PAT750	Y46 PAT46 	Y45 		
C	250 FLEX CLASS I, K, M 262.2 DLO (650/24)	-----	-----	1/4	YA31LTC14FX	1	1.06 [27]	1.29 [33]	-----		2.31 [59]		.88 [22]	.18 [4]		17 OR 298	WHITE	W30VT (2)	W30RT (2) W30VT (2)	U30RT (2)	U30RT (2)	U30RT (2)	HYDRAULIC: Y644M (1) PAT644 (1) Y81KFT (2) PAT81KFT (2) Y4PC834 (2) PAT4PC834 (2) PAT444(1) Y444(1)	1-1/8"		
					YA31LTC14FX45	2		1.85 [47]	.27 [7]	2.23 [57]	.31 [8]															
					YA31LTC14FX90	3		1.98 [50]		1.19 [30]																
					YA31LTC516FX	1		-----		2.37 [60]																
					YA31LTC516FX45	2		1.85 [47]	.33 [8]	2.30 [58]	.34 [9]															
					YA31LTC516FX90	3		1.98 [50]		1.27 [32]																
	5/16	-----	-----	3/8	YA31LTC38FX	1		-----		2.50 [64]																
					YA31LTC38FX45	2		1.85 [47]	.40 [10]	2.42 [61]	.41 [10]															
					YA31LTC38FX90	3	1.29 [33]		1.40 [36]																	
					YA31LNT12FX	1		-----		2.75 [70]																
					YA31LNT12FX45	2	.96 [24]	1.85 [47]	.53 [13]	2.67 [68]	.53 [13]															
					YA31LNT12FX90	3		1.98 [50]		1.65 [42]																
1/2	-----	-----	1/2	YA31LTC12FX	1		1.29 [33]	-----		2.75 [70]																
				YA31LTC12FX45	2		1.85 [47]	.53 [13]	2.67 [68]	.53 [13]																
				YA31LTC12FX90	3		1.98 [50]		1.65 [42]																	
				YA31LTC12FX	1		-----		3.00 [76]																	
				YA31LTC12FX45	2		1.85 [47]	.69 [17]	2.92 [74]	.66 [17]																
				YA31LTC12FX90	3		1.98 [50]		1.90 [48]																	
3/8	-----	-----	3/4	YA31LTC34FX	1		-----		3.19 [81]																	
				YA31LTC34FX45	2		1.85 [47]	.81 [21]	3.11 [79]	.75 [19]																
				YA31LTC34FX90	3	1.06 [27]	1.29 [33]	1.98 [50]		2.09 [53]		.88 [22]	.18 [4]		17 OR 298	WHITE	W30VT (2)	W30RT (2) W30VT (2)	U30RT (2)	U30RT (2)	U30RT (2)					

A	SEE SHEET 1 OF 18 FOR NOTES														
	HYLUG™														
	ITEM NO: N/A														
	CAT. NO: YA31L-TC-FX-														
	DRAWN BY: D FILLION 12/01/92														
	CHECKER: K HENRY 12/02/92														
	DSN APPVL: C PALAGI 12/04/92														
	MFG APPVL: -- --														
QA APPVL: A LLOYD 12/07/92															
MKT APPVL: T NELSON 12/04/92															
PROD FAM: CM&R Compression															
DRAWING NO: SE208001															
PROJECT #: --															
DOCUMENT TYPE: Sales															
REL LEVEL: Released															
SCALE: 1:1															
SHEET 12 OF 18															

REV: CREO 05/20/21



REV	DATE	DESCRIPTION	ECO	BY	CHK.
U	2021-06-04 00:00:00 EDT	UPDATED AS PER REQUEST	210604008866	JL	SB

D	CATALOG NO.	FIG. NO.	CONDUCTOR			BOLT SIZE	DIMENSIONS							BURNDY® INSTALLATION TOOLING (# CRIMPS)														
			FLEX	CODE (AWG)	NAVY 		B	C	H	K DIA.	L	N	O.D.	T REF.	Z MIN.	DIE INDEX	COLOR CODE	MECHANICAL RATCHET		HYDRAULIC				DIELESS (# CRIMPS)	WIRE STRIP LENGTH			
																		MD7-34R MD6	BCT500 Y500CT PAT600	Y750, Y35 Y39, PAT750	Y46 PAT46 	Y45 						
	YA32LNT516FX	1	300 KCMIL FLEX CLASS G-M 313.1 DLO (775/24)  185 mm² CLASS 5	-----	-----	5/16 [M8]	1.19 [30]	.96 [24]	-----	.33 [8]	2.65 [65]	.34 [9]	.95 [24]	.19 [5]	.36 [9]	18 OR 324	RED	W31VT (2)	W31RT W31VT (2)	U31RT (2)	U31RT (2)	U31RT (2)	HYDRAULIC: Y644M (1) BAT644M(1) PAT644M(1) PAT644 (1) Y81KFT (2) PAT81KFT (2) Y4PC834 (2) PAT4PC834 (2) PAT444(1) Y444(1)	1-1/4"				
	YA32LNT516FX45	2		2.03 [52]	2.46 [62]		3/8 [M10]	.96 [24]	2.19 [56]		1.32 [34]														.41 [10]	2.75 [70]	.41 [10]	.42 [11]
	YA32LNT516FX90	3		1.40 [36]	2.19 [56]				2.03 [52]		2.58 [66]															1/2 [12]		
	YA32LN516FX135	4		1.40 [36]	2.19 [56]	5/8 [16]	.69 [17]	3.08 [78]	.66 [17]	.67 [17]																		
	YA32LNT38FX	1		-----	-----			7/8 [20]			1.19 [30]	1.40 [36]	-----	.94 [24]	3.62 [92]	.88 [22]	.89 [23]											
	YA32LNT38FX45	2		2.03 [52]	2.46 [62]	1/2 [12]	.53 [13]		2.83 [72]	.53 [13]			.55 [14]															
	YA32LNT38FX90	3		1.40 [36]	2.19 [56]				5/8 [16]						.69 [17]			3.08 [78]	.66 [17]	.67 [17]								
	YA32LTC38FX	1		-----	-----	7/8 [20]	1.19 [30]	1.40 [36]		-----	.94 [24]	3.62 [92]	.88 [22]	.89 [23]														
	YA32LTC38FX45	2		2.03 [52]	2.46 [62]				1/2 [12]	.53 [13]		2.83 [72]			.53 [13]	.55 [14]												
	YA32LTC38FX90	3		1.40 [36]	2.19 [56]							5/8 [16]					.69 [17]	3.08 [78]	.66 [17]	.67 [17]								
	YA32LTC58FX	1		-----	-----	7/8 [20]	1.19 [30]	1.40 [36]	-----	.94 [24]	3.62 [92]		.88 [22]	.89 [23]														
	YA32LTC58FX45	2		2.03 [52]	2.46 [62]				1/2 [12]		.53 [13]	2.83 [72]			.53 [13]	.55 [14]												
	YA32LTC58FX90	3		1.40 [36]	2.19 [56]							5/8 [16]					.69 [17]	3.08 [78]	.66 [17]	.67 [17]								
	YA32LTC78FX	1		-----	-----	7/8 [20]	1.19 [30]	1.40 [36]	-----	.94 [24]	3.62 [92]		.88 [22]	.89 [23]														
	YA32LTC78FX45	2		2.03 [52]	2.46 [62]				1/2 [12]		.53 [13]	2.83 [72]			.53 [13]	.55 [14]												
	YA32LTC78FX90	3	1.40 [36]	2.19 [56]	5/8 [16]							.69 [17]					3.08 [78]	.66 [17]	.67 [17]									

REV: CREO\_05/20/21


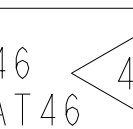
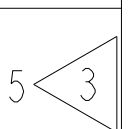
SEE SHEET 1 OF 18 FOR NOTES

HYLUG™	
ITEM NO:	N/A
CAT. NO:	YA32L- (TABLE)
DRAWN BY:	D FILLION 12/01/92
CHECKER:	K HENRY 12/02/92
DSN APPVL:	C PALAGI 12/04/92
MFG APPVL:	--
QA APPVL:	A LLOYD 12/07/92
MKT APPVL:	T NELSON 12/04/92
PROD FAM:	CM&R Compression
PROJECT #:	--
DOCUMENT TYPE:	Sales
REL LEVEL:	Released

SCALE: 1:1	DRAWING NO: SE208001	REV: U
SHEET 13 OF 18		

REV	DATE	DESCRIPTION	ECO	BY	C'H'K.
U	2021-06-04 00:00:00 EDT	UPDATED AS PER REQUEST	210604008866	JL	SB

CONDUCTOR			BOLT SIZE	CATALOG NO.	FIG. NO.	DIMENSIONS							BURNDY® INSTALLATION TOOLING (# CRIMPS)																
FLEX	CODE (AWG)	NAVY 				B	C	H	K	L	N	O.D.	T REF.	Z MIN.	DIE INDEX	COLOR CODE	MECHANICAL RATCHET	HYDRAULIC				DIELESS (# CRIMPS)	WIRE STRIP LENGTH						
																	MD7-34R MD6	BCT500 Y500CT PAT600	Y750, Y35 Y39, PAT750	Y46 PAT46 	Y45 								
350 KCMIL FLEX CLASS G-M 373.7 DLO (925/24)  240 mm² CLASS 5	-----	-----	5/16	YA34LTC516FX	1	1.27 [32]	1.55 [39]	-----		2.74 [70]			1.06 [27]	.23 [6]			19 OR 470	BLUE	W32VT (2)	W32RT (2)	U32RT (2)	U32RT (2)	U32RT (2)	HYDRAULIC: Y644M (1) PAT644 (1) Y81KFT (2) PAT81KFT (2) Y4PC834 (2) PAT4PC834 (2) PAT444(1) Y444(1)	1-5/16"				
				YA34LTC516FX45	2			2.24 [57]	.33 [8]	2.66 [67]	.34 [9]																		
				YA34LTC516FX90	3			2.41 [61]		1.40 [36]																			
			3/8	YA34LTC38FX	1						2.87 [73]																		
				YA34LTC38FX45	2			2.24 [57]	.40 [10]	2.78 [70]	.41 [10]																		
				YA34LTC38FX90	3			2.41 [61]		1.52 [39]																			
			1/2	YA34LTC12FX	1						3.12 [79]																		
				YA34LTC12FX45	2			2.24 [57]	.53 [13]	3.03 [76]	.53 [13]																		
				YA34LTC12FX90	3			2.41 [61]		1.77 [45]																			
5/8	YA34LTC58FX	1						3.37 [86]																					
	YA34LTC58FX45	2			2.24 [57]	.69 [18]	3.28 [83]	.66 [17]																					
	YA34LTC58FX90	3			1.27 [32]	1.55 [39]	2.41 [61]		2.02 [52]			1.06 [27]	.23 [6]			19 OR 470	BLUE	W32VT (2)	W32RT (2)	U32RT (2)	U32RT (2)	U32RT (2)		1-5/16"					

Blank area for notes or additional specifications.

SEE SHEET 1 OF 18 FOR NOTES

REV: CREO 05/20/21

ITEM NO: N/A		HYLUG™	
CAT. NO: YA34L-TC-FX-			
DRAWN BY: D FILLION	12/01/92		
CHECKER: K HENRY	12/02/92		
DSN APPVL: C PALAGI	12/04/92		
MFG APPVL: --	--		
QA APPVL: A LLOYD	12/07/92		
MKT APPVL: --	--	SCALE: 1:1	
PROD FAM: CM&R Compression	DRAWING NO	SE208001	U
PROJECT #: --	SIZE	D	
DOCUMENT TYPE: Sales		SHEET 14 OF 18	
REL LEVEL: Released			

REV	DATE	DESCRIPTION	ECO	BY	C'K'K.
U	2021-06-04 00:00:00 EDT	UPDATED AS PER REQUEST	210604008866	JL	SB

D

D

C

C

B


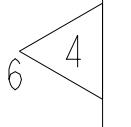
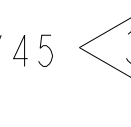
B

A

A

REV: CREO\_05/20/21


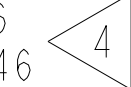

SEE SHEET 1 OF 18 FOR NOTES

CATALOG NO.	CONDUCTOR			BOLT SIZE	FIG. NO.	DIMENSIONS							BURNDY® INSTALLATION TOOLING (# CRIMPS)								
	FLEX	CODE (AWG)	NAVY 			B	C	H	K	L	N	O.D.	T REF.	Z MIN.	DIE INDEX	COLOR CODE	HYDRAULIC			DIELESS (# CRIMPS)	WIRE STRIP LENGTH
																	Y750 Y35 Y39, PAT750	Y46 PAT46 	Y45 		
YA36LTC38FX	500 KCMIL FLEX CLASS G,H 444.4 DLO (1110/24)	-----	-----	3/8	1	1.38 [35]	1.74 [44]	-----	.41 [10]	3.23 [82]	.50 [13]	1.19 [31]	.27 [7]	.51 [13]	20 OR 299	BROWN	U34RT (2)	U34RT (2)	U34RT (2)	HYDRAULIC: Y644M (1) PAT644 (1) Y81KFT (2) PAT81KFT (2) Y4PC834 (2) PAT4PC834 (2) PAT444(1) Y444(1)	1-3/8"
YA36LTC38FX45								2.48 [63]		3.20 [81]											
YA36LTC38FX90								2.68 [68]		1.80 [46]											
YA36LTC12FX	500 KCMIL FLEX CLASS G,H 444.4 DLO (1110/24)	-----	-----	1/2	1	1.38 [35]	1.74 [44]	-----	.53 [13]	3.29 [84]	.53 [13]	1.19 [31]	.27 [7]	.55 [14]	20 OR 299	BROWN	U34RT (2)	U34RT (2)	U34RT (2)		1-3/8"
YA36LTC12FX45								2.48 [63]		3.26 [83]											
YA36LTC12FX90								2.68 [68]		1.86 [47]											
YA36LTC58FX	500 KCMIL FLEX CLASS G,H 444.4 DLO (1110/24)	-----	-----	5/8	1	1.38 [35]	1.74 [44]	-----	.69 [17]	3.54 [90]	.66 [17]	1.19 [31]	.27 [7]	.67 [17]	20 OR 299	BROWN	U34RT (2)	U34RT (2)	U34RT (2)		1-3/8"
YA36LTC58FX45								2.48 [63]		3.51 [89]											
YA36LTC58FX90								2.68 [68]		2.11 [54]											
YA36LTC78FX	500 KCMIL FLEX CLASS G,H 444.4 DLO (1110/24)	-----	-----	7/8	1	1.38 [35]	1.74 [44]	-----	.94 [24]	3.98 [101]	.88 [23]	1.19 [31]	.27 [7]	.89 [23]	20 OR 299	BROWN	U34RT (2)	U34RT (2)	U34RT (2)		1-3/8"

HYLUG™	
ITEM NO:	N/A
CAT. NO:	YA36L-TC--FX- (TABLE)
DRAWN BY:	D FILLION 12/01/92
CHECKER:	K HENRY 12/02/92
DSN APPVL:	C PALAGI 12/04/92
MFG APPVL:	-- --
QA APPVL:	A LLOYD 12/07/92
MKT APPVL:	T NELSON 12/07/92
PROD FAM:	CM&R Compression
PROJECT #:	--
DOCUMENT TYPE:	Sales
REL LEVEL:	Released



REV	DATE	DESCRIPTION	ECO	BY	C'K'K.
U	2021-06-04 00:00:00 EDT	UPDATED AS PER REQUEST	210604008866	JL	SB


D	CONDUCTOR			BOLT SIZE	CATALOG NO.	FIG. NO.	DIMENSIONS						BURNDY® INSTALLATION TOOLING (# CRIMPS)					D									
	FLEX	CODE (AWG)	NAVY 				B	C	H	K	L	N	O.D.	T REF.	Z MIN.	DIE INDEX	COLOR CODE		HYDRAULIC			DIELESS (# CRIMPS)	WIRE STRIP LENGTH				
																			Y750 Y35 Y39, PAT750	Y46 PAT46 	Y45 						
C	500 KCMIL FLEX CLASS H, I, K 550 KCMIL FLEX CLASS G,H,I 535.3 DLO (1330/24)  300 mm² CLASS 5	-----	-----	5/16	YA38LTC516FX	1	1.45 [37]	1.84 [47]	-----		3.03 [77]			1.25 [32]	.27 [7]			L99	PINK	U38XRT (2)	U38XRT (2)	U38XRT (2)		1-7/16"			
					YA38LTC516FX45	2			2.60 [66]	.33 [8]	2.97 [75]	.34 [9]															
					YA38LTC516FX90	3			2.80 [71]		1.52 [39]																
					YA38LTC38FX	1			-----		3.34 [85]																
					YA38LTC38FX45	2			2.60 [66]	.40 [10]	3.29 [84]	.50 [13]															
					YA38LTC38FX90	3			2.80 [71]		1.83 [46]																
	500 KCMIL FLEX CLASS H, I, K 550 KCMIL FLEX CLASS G,H,I 535.3 DLO (1330/24)  300 mm² CLASS 5	-----	-----	3/8	YA38LTC12FX	1			-----		3.41 [87]																
					YA38LTC12FX45	2			2.60 [66]	.53 [13]	3.35 [85]	.53 [13]															
					YA38LTC12FX90	3			2.80 [71]		1.90 [48]																
					YA38LNTCFX90					.56 [14]																	
					YA38LTC58FX	1			-----		3.66 [93]																
					YA38LTC58FX45	2			2.60 [66]	.69 [17]	3.60 [91]	.66 [17]															
YA38LTC58FX90	3			1.45 [37]	1.84 [47]	2.80 [71]		2.15 [55]		1.25 [32]	.27 [7]																
B			7/8	YA38LTC78FX	1	1.45 [37]	1.84 [47]	---	.94 [24]	4.10 [104]	.88 [22]	1.25 [32]	.27 [7]	.89 [23]			L99	PINK	U38XRT (2)	U38XRT (2)	U38XRT (2)		1-7/16"				

A	SEE SHEET 1 OF 18 FOR NOTES															HYLUG™					A
	ITEM NO: N/A															CAT. NO: YA38L-TC-FX-					
	DRAWN BY: D FILLION 12/01/92															CHECKER: K HENRY 12/02/92					
	DSN APPVL: C PALAGI 12/04/92															MFG APPVL: --					
	QA APPVL: A LLOYD 12/07/92															MKT APPVL: T NELSON 12/04/92					
	PROD. FAM: CM&R Compression															DRAWING NO: SE208001					
	PROJECT #: --															SIZE: D					
	DOCUMENT TYPE: Sales															SHEET 16 OF 18					
	REL LEVEL: Released															SCALE: 1:1					
	REV: CREO_05/20/21															U					





REV	DATE	DESCRIPTION	ECO	BY	C'K'.
U	2021-06-04 00:00:00 EDT	UPDATED AS PER REQUEST	210604008866	JL	SB

CONDUCTOR			BOLT SIZE	CATALOG NO.	FIG. NO.	DIMENSIONS							BURNDY® INSTALLATION TOOLING (# CRIMPS)												
FLEX	CODE (AWG)	NAVY 				B	C	H	K	L	N	O.D.	T REF.	Z MIN.	DIE INDEX	COLOR CODE	HYDRAULIC			DIELESS (# CRIMPS)	WIRE STRIP LENGTH				
																	Y750 Y35 Y39, PAT750	Y46 PAT46	Y45						
650 KCMIL FLEX CLASS G 646.6 DLO (1600/24)  400 mm² CLASS 5  650 KCMIL FLEX CLASS G 646.6 DLO (1600/24)  400 mm² CLASS 5	↑	↑	5/16	YA40LTC516FX	1	1.42 [36]	1.98 [50]	-----		3.05 [77]			1.35 [34]	.30 [8]		24	BLACK	U39RT (2)	U39RT (2)	U39RT (2)		1-5/16"			
				YA40LTC516FX45	2			2.71 [69]	.33 [8]	3.06 [78]	.34 [9]														
				YA40LTC516FX90	3			2.89 [73]		1.59 [40]															
			3/8	YA40LTC38FX	1			-----		3.38 [86]															
				YA40LTC38FX45	2			2.71 [69]	.40 [10]	3.38 [86]	.50 [13]														
				YA40LTC38FX90	3			2.89 [73]		1.91 [49]															
			1/2	YA40LTC12FX	1			-----		3.43 [87]															
				YA40LTC12FX45	2			2.71 [69]	.53 [13]	3.44 [87]	.53 [13]														
				YA40LTC12FX90	3			2.89 [73]		1.96 [50]															
			5/8	YA40LTC58FX	1			-----		3.68 [93]															
				YA40LTC58FX45	2			2.71 [69]	.69 [17]	3.69 [94]	.66 [17]														
				YA40LTC58FX90	3			2.89 [73]		2.21 [56]					1.35 [34]	.30 [8]		24	BLACK	U39RT (2)	U39RT (2)	U39RT (2)		1-5/16"	

HYLUG™	
ITEM NO:	N/A
CAT. NO:	YA40L-TC-FX-
DRAWN BY:	D FILLION 12/01/91
CHECKER:	K HENRY 12/02/92
DSN APPVL:	C PALAGI 12/04/92
MFG APPVL:	--
QA APPVL:	A LLOYD 12/07/92
MKT APPVL:	T NELSON 12/04/92
PROD FAM:	CM&R Compression
PROJECT #:	---
DOCUMENT TYPE:	Sales
REL LEVEL:	Released



SEE SHEET 1 OF 18 FOR NOTES

REV: CREO 05/20/21

REV	DATE	DESCRIPTION	ECO	BY	C'H'K.
U	2021-06-04 00:00:00 EDT	UPDATED AS PER REQUEST	210604008866	JL	SB

D

C

B


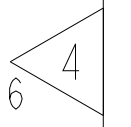

A

D

C



B

A

CATALOG NO.	FIG. NO.	CONDUCTOR			BOLT SIZE	DIMENSIONS								BURNDY® INSTALLATION TOOLING (# CRIMPS)									
		FLEX	CODE (AWG)	NAVY 		B	C	H	K	L	N	O.D.	T REF.	Z MIN.	DIE INDEX	COLOR CODE	HYDRAULIC			DIELESS (# CRIMPS)	WIRE STRIP LENGTH		
																	Y750 Y35 Y39 BAT750 PAT750	Y46 PAT46 	Y45 				
YA44LTC12FX	1	750 KCMIL FLEX CLASS G,H,I 777.7 DLO (1925/24)	---	---	1/2 [M12]	1.65 [42]	2.19 [56]	----	.53 [13]	3.79 [96]	.53 [13]	1.50 [38]	.33 [8]	.55 [14]	L115	YELLOW	U44XRT (2)	U44XRT P44XRT (2)	U44XRT (2)	HYDRAULIC: Y644M (1) PAT644 (1) Y81KFT (2) PAT81KFT (3) Y4PC834 (3) PAT4PC834 (3) PAT444(1) Y444(1)	1-5/8"		
YA44LTC12FX45	2					3.06 [78]	3.74 [95]	2.06 [53]		.67 [17]													
YA44LTC12FX90	3					3.28 [84]	4.04 [103]	.66 [17]															
YA44LTC58FX	1				500 mm <sup>2</sup> CLASS 5	---	5/8 [M16]		1.65 [42]	2.19 [56]	----	.69 [18]	3.98 [101]	.62 [16]	1.50 [38]	.33 [8]	.64 [16]	L115	YELLOW			U44XRT (2)	U44XRT P44XRT (2)
YA44LTC58FX45	2							1.62 [41]	3.06 [78]	3.99 [101]	.51 [13]												
YA44LTC58FX90	3							3.28 [84]	2.31 [59]	.50 [13]													
YA44LNT12FX	1				---	---	1/2 [M12]	1.65 [42]	1.62 [41]		----	.56 [14]	3.98 [101]	.62 [16]	1.50 [38]	.33 [8]	.64 [16]	L115	YELLOW			U44XRT (2)	U44XRT P44XRT (2)
YA44LTC38FX	1							3/8 [M10]	2.19 [56]	----	.41 [10]		3.73 [95]									.50 [13]	

SEE SHEET 1 OF 18 FOR NOTES

HYLUG™	
ITEM NO:	N/A
CAT. NO:	YA44L-TC-FX-
DRAWN BY:	D FILLION 12/17/92
CHECKER:	K HENRY 12/18/92
DSN APPVL:	C PALAGI 12/22/92
MFG APPVL:	--
QA APPVL:	A LLOYD 12/31/92
MKT APPVL:	T NELSON 01/12/93
PROD FAM:	CM&R Compression
PROJECT #:	SIZE
DOCUMENT TYPE:	Sales
REL LEVEL:	Released

SCALE: 1:1	DRAWING NO: SE208001	REV: U
	SHEET 18 OF 18	

REV: CREO\_05/20/21