

MIDGET TWIST-LOCK® PLUG OR CONNECTOR

Installation Instructions

GENERAL INFORMATION

CAUTION: RISK OF ELECTRIC SHOCK.

- DISCONNECT ELECTRICAL POWER BEFORE INSTALLATION OR MAINTENANCE.
- NEVER WIRE ENERGIZED ELECTRICAL COMPONENTS.

CAUTION: USE COPPER CONDUCTORS ONLY.

NOTICE:

- FOR INSTALLATION BY A QUALIFIED PERSON IN ACCORDANCE WITH NATIONAL AND LOCAL ELECTRICAL CODES.
- CHECK THAT THE DEVICE TYPE AND RATING IS SUITABLE FOR THE APPLICATION PRIOR TO INSTALLATION.

WIRE INFORMATION

- 1.) CORD GRIP RANGE.
ACCEPTS CONDUCTOR / CORD SIZES 18/3 TYPE SJ TO 14/3 TYPE SJ (.281 TO .421 DIA.)
- 2.) SELECT THE PROPER WIRE SIZE AND TYPE FOR LOAD AND APPLICATION. REFER TO N.E.C. TABLES, ARTICLE 400.
Green or Green/yellow equipment grounding conductor to green screw.
White grounded circuit conductor to silver/white screw*.
Black Ungrounded circuit conductor (NOT white NOT green) to brass screw(s).
- 3.) SEE FIGURE 1 BELOW FOR STRIP LENGTH (DO NOT TIN CONDUCTORS) AND TABLE 1 FOR TORQUE VALUES FOR TERMINATIONS AND ASSEMBLY.

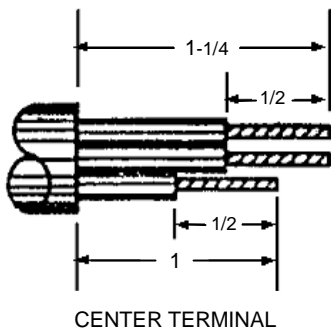
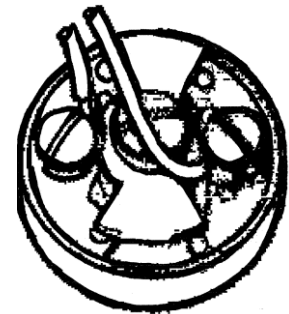


FIGURE 1

Table 1

	Torque (in-lbs)
Terminal Screws	7 - 9
Assembly Screws	3 - 5
Cord Clamp Screws	6 - 8

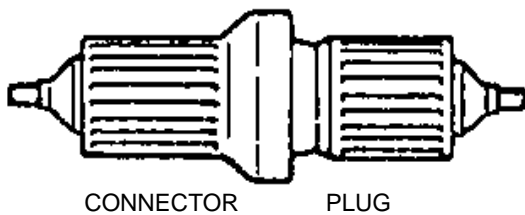


RECOMMENDED
TERMINAL SCREW
WIRE WRAP
(WIRE ENTERS FROM INSIDE)

NOTE: THE LENGTH OF THESE DEVICES HAS BEEN ALTERED TO COMPLY WITH THE LATEST REQUIREMENTS OF UNDERWRITERS LABORATORIES, INC.

BOOT #7440-V

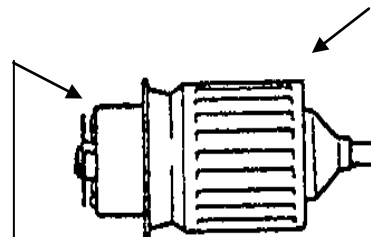
BOOT #7495-V



CONNECTOR

PLUG

BOOT #7495-V



FLANGED INLET

FLANGED RECEPTACLE

USE WITH
CONNECTOR
OR PLUG