

XTOE/ZEB IEC Electronic Overload

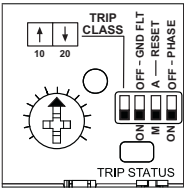
- Self Powered

Dangerous Electrical Current!
Only skilled qualified persons may carry out the following operations.

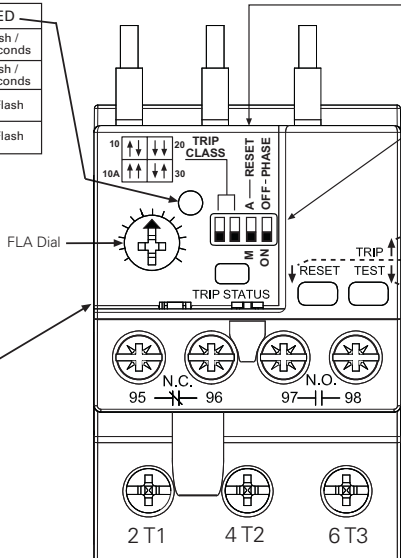
WARNING Automatic or network reset is not intended for two-wire control devices.
Un renclenchement automatique ou un de réseau ne convient pas aux dispositifs de contrôle à deux conducteurs.

UNIT STATUS	LED
Motor is running. Current < 1.15 Times the Dial Setting.	1 flash / 2 seconds
Motor is running. Current ≥ 1.15 Times the Dial Setting.	2 flash / 2 seconds
If the orange trip flag is visible, a trip has occurred.	No Flash
If the orange trip flag is not visible, motor is off or drawing < min FLA.	No Flash

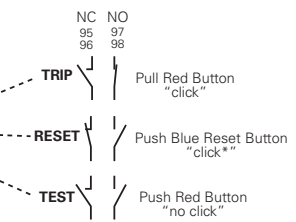
Ground Fault Unit
3Ø Systems only
GF 50% FLA Setting



Motor Service Factor
Overload Tripping Current = 115%



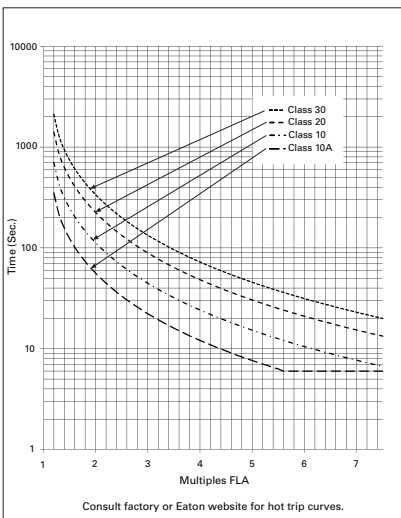
Phase Imbalance Selection



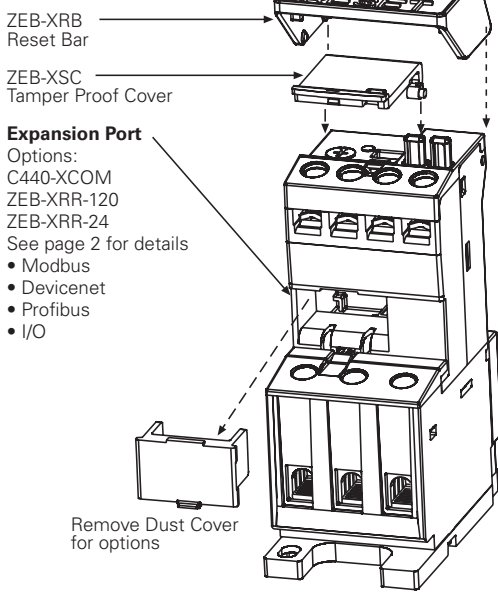
* Approximately 450g (1 lbf)

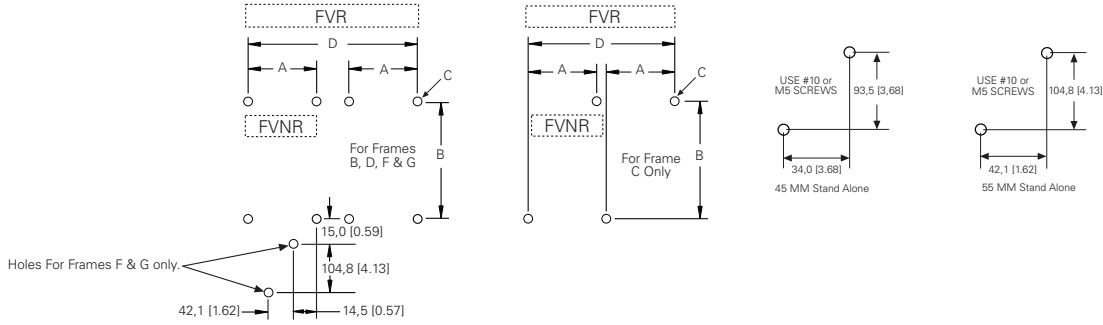
Description	Terminal Capacity		Torque lb-in	Torque N-m
	AWG	mm ²		
Control	2 x (18 - 12)	2 x (0,75 - 4)	7 - 11	0,8 - 1,2
Load 45 mm	1 x (12 - 10)	1 x (4 - 6)	20 - 25	2,3 - 2,8
	1 x (18 - 6)	1 x (6 - 16)	25 - 30	2,8 - 3,4
Load 55 mm	1 x (6 - 1)	1 x (16 - 50)	25 - 30	2,8 - 3,4

STANDARD UNIT 3Ø or 1Ø

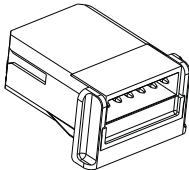
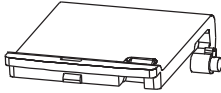

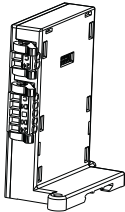


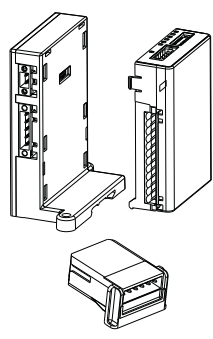
Optional Accessories





XTOE/ZEB Starters	A mm (in)	B mm (in)	C mm (in)	D mm (in)
XT Frame B C440 OVLD 0.33 to 15A	35,0 (1.38)	60,2 (2.36)	M4 (#8)	80,3 (3.16)
XT Frame C C440 OVLD 0.33 to 32A	35,0 (1.38)	75,0 (2.95)	M4 (#8)	80,3 (3.16)
XT Frame D C440 OVLD 9 to 45A	45,0 (1.77)	105,0 (4.13)	M4 (#8)	135,0 (5.31)
XT Frame D C440 OVLD 20 to 100A	45,0 (1.77)	105,0 (4.13)	M4 (#8)	135,0 (5.31)
XT Frame F C440 OVLD 20 to 100A	70,0 (2.75)	1516,0 (6.14)	M6 (#10)	160,0 (6.30)
XT Frame G C440 OVLD 20 to 100A	70,0 (2.75)	291,3 (11.47)	M6 (#10)	160,0 (6.30)

Description	Catalog Number	
Expansion Module (24V dc Remote Reset/Modbus RTU, RS485) - 6pin	C440-XCOM	 6pin Module
Remote Reset Module (120V ac) - 2pin	ZEB-XRR-120	
Remote Reset Module (24V ac) - 2pin	ZEB-XRR-24	
Tamper Proof FLA DIAL Cover	ZEB-XSC	
RESET BAR	ZEB-XRB	
Communication Adapter	C440-COM-ADP	

Communication Kits	Catalog No.	
Device Net Com module kit - 120V ac I/O	C440-DN-120	
Device Net Com module kit - 24V dc I/O	C440-DN-24	
Profibus Com module kit - 120V ac I/O	C440-DP-120	
Profibus Com module kit - 24V dc I/O	C440-DP-24	
Modbus Com module kit - 120V ac I/O	C440-MOD-120	
Modbus Com module kit - 24V dc I/O	C440-MOD-24	

Approved External CT to be used with 1-5A Stand Alone Overload	
CT Package (60-300A)	ZEB-XCT300
CT Package (120-600A)	ZEB-XCT600
CT Package (200-1000A)	ZEB-XCT1000
CT Package (300-1500A)	ZEB-XCT1500

Eaton Corporation
Electrical Sector
1000 Cherrington Parkway
Moon Township, PA 15108
United States
877-ETN-CARE (877-386-2273)
Eaton.com

© 2008 Eaton Corporation
All Rights Reserved
Publication No. IL04210005E
December 2010 Rev. 005



PowerChain Management®

PowerChain Management is a registered trademark of Eaton Corporation.

All other trademarks are property of their respective owners.