



Powering Business Worldwide

Power Defense™

Circuit Breaker Accessory


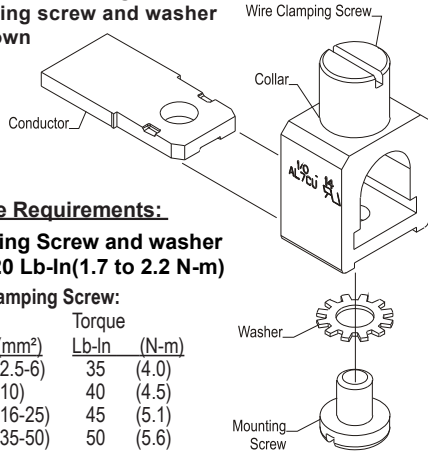
For PDG1 Frame

IL012166EN H02

PDG1 Tunnel Terminal (Aluminum) 125 amps, AWG 14-1/0, 2 poles
Cat. no. PDG1X2TA125
Style no. 66A3613G20
Quantity - 2

Instructions for assembling collar to circuit breaker

Assemble collar around conductor securing with mounting screw and washer as shown



786689164928

Torque Requirements:

Mounting Screw and washer
15 to 20 Lb-In(1.7 to 2.2 N-m)

Wire Clamping Screw:

Wire	Torque	
AWG (mm ²)	Lb-In	(N-m)
14-10 (2.5-6)	35	(4.0)
8 (10)	40	(4.5)
6-4 (16-25)	45	(5.1)
3-1/0 (35-50)	50	(5.6)



Powering Business Worldwide

Power Defense™

Circuit Breaker Accessory


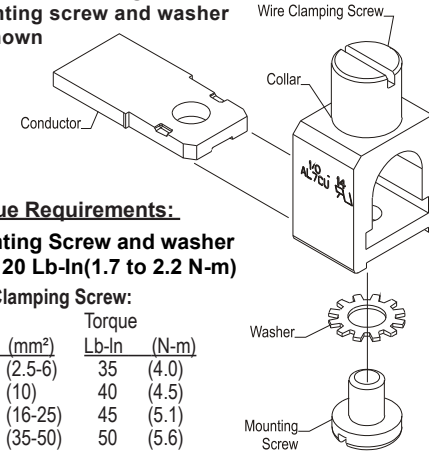
For PDG1 Frame

IL012166EN H02

PDG1 Tunnel Terminal (Aluminum) 125 amps, AWG 14-1/0, 2 poles
Cat. no. PDG1X2TA125
Style no. 66A3613G20
Quantity - 2

Instructions for assembling collar to circuit breaker

Assemble collar around conductor securing with mounting screw and washer as shown



786689164928

Torque Requirements:

Mounting Screw and washer
15 to 20 Lb-In(1.7 to 2.2 N-m)

Wire Clamping Screw:

Wire	Torque	
AWG (mm ²)	Lb-In	(N-m)
14-10 (2.5-6)	35	(4.0)
8 (10)	40	(4.5)
6-4 (16-25)	45	(5.1)
3-1/0 (35-50)	50	(5.6)



Powering Business Worldwide

Power Defense™

Circuit Breaker Accessory


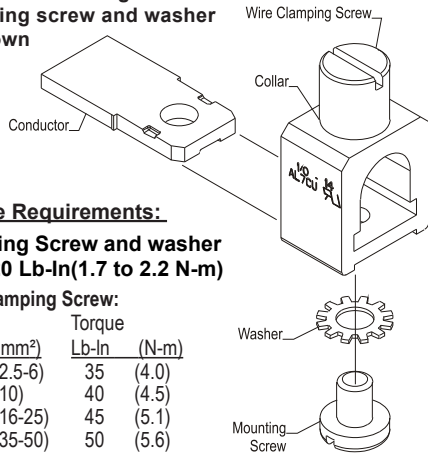
For PDG1 Frame

IL012166EN H02

PDG1 Tunnel Terminal (Aluminum) 125 amps, AWG 14-1/0, 2 poles
Cat. no. PDG1X2TA125
Style no. 66A3613G20
Quantity - 2

Instructions for assembling collar to circuit breaker

Assemble collar around conductor securing with mounting screw and washer as shown



786689164928

Torque Requirements:

Mounting Screw and washer
15 to 20 Lb-In(1.7 to 2.2 N-m)

Wire Clamping Screw:

Wire	Torque	
AWG (mm ²)	Lb-In	(N-m)
14-10 (2.5-6)	35	(4.0)
8 (10)	40	(4.5)
6-4 (16-25)	45	(5.1)
3-1/0 (35-50)	50	(5.6)



Powering Business Worldwide

Power Defense™

Circuit Breaker Accessory


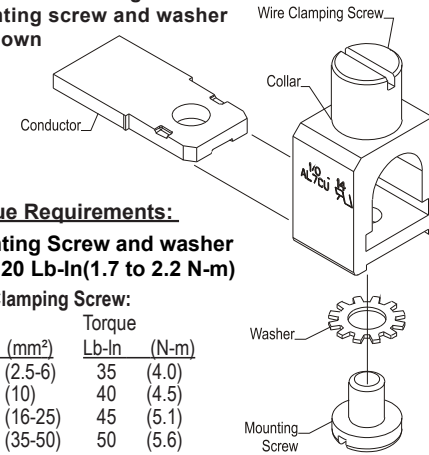
For PDG1 Frame

IL012166EN H02

PDG1 Tunnel Terminal (Aluminum) 125 amps, AWG 14-1/0, 2 poles
Cat. no. PDG1X2TA125
Style no. 66A3613G20
Quantity - 2

Instructions for assembling collar to circuit breaker

Assemble collar around conductor securing with mounting screw and washer as shown



786689164928

Torque Requirements:

Mounting Screw and washer
15 to 20 Lb-In(1.7 to 2.2 N-m)

Wire Clamping Screw:

Wire	Torque	
AWG (mm ²)	Lb-In	(N-m)
14-10 (2.5-6)	35	(4.0)
8 (10)	40	(4.5)
6-4 (16-25)	45	(5.1)
3-1/0 (35-50)	50	(5.6)