

COOPER LIGHTING SOLUTIONS - ALL-PRO™

DESCRIPTION

The ALL-PRO™ LED worklight family provides versatile functionality as a portable and stand. The portable worklight delivers 2600 lumens, equivalent to a 300W halogen worklight. The offering includes a single and twin head stand providing up to 5100 lumens, equivalent to a 600W halogen worklight. The strong acrylic lens and durable construction makes it ideally suited for tough environments.

Catalog #		Type
Project		
Comments		Date
Prepared by		

SPECIFICATION FEATURES

Construction

- Heavy-duty die cast aluminum housings
- Durable poly-carbonate lens
- Rated for Wet Locations
- Easy wall mount tab
- Tripod stand with non-skid feet, adjusts up to 5 feet of total height
- Quick disconnect feature for easy release from stand
- 3 foot, 18 gauge, 3-prong grounded power cord (WL2540LP)

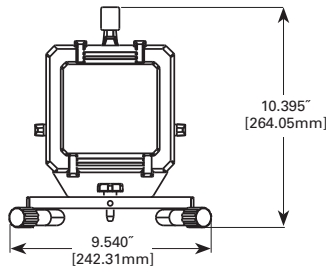
- 5 foot, 18 gauge, 3-prong grounded power cord (WL2540LST)
- 6 foot, 18 gauge, 3-prong grounded power cord (WLT5040LST)

Electrical

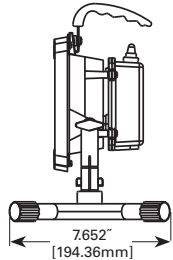
- Maintenance-free LEDs with 35,000 hours of life
- Electrical operating voltage 120VAC

- cULus listed for wet locations
 - External supply wiring 90°C minimum
- Optics**
- 4000K color temperatures
- Warranty**
- 5 year limited warranty

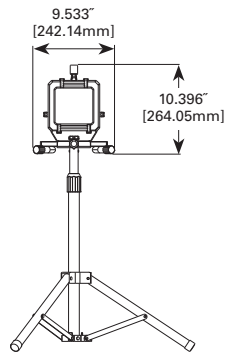
DIMENSIONS



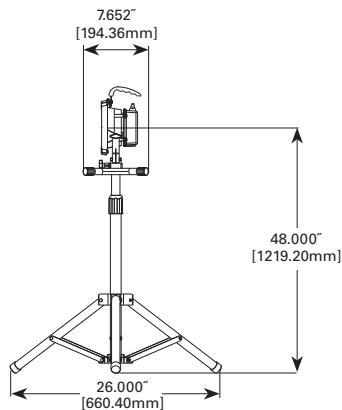
WL2540LP Top View



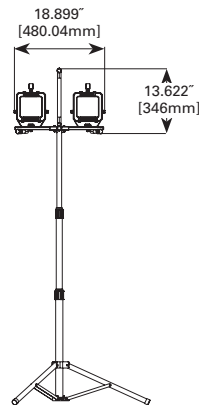
WL2540LP Side View



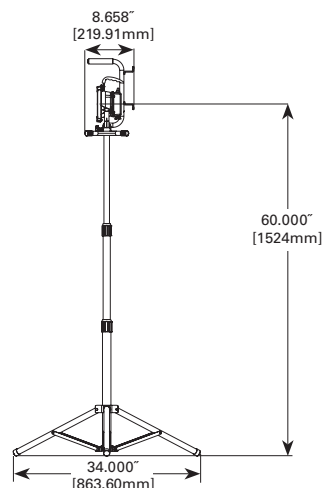
WL2540LST Top View



WL2540LST Side View



WLT5040LST Top View



WLT5040LST Side View



WL2540LP



WL2540LST



WLT5040LST

LED PORTABLE AND STAND WORKLIGHTS

TECHNICAL DATA
120V and External Supply Wiring 90°C minimum.

ORDERING INFORMATION

Product Sample Number: WL2540LP

Series WL = Worklight WLT = Worklight Twin Stand	Lumens 25 = 2500 lumens 50 = 5100 lumens	CCT 40 = 4000K CCT	Lamp type L = LED	Options P = Portable ST = Stand

TECHNICAL INFORMATION

Model	Description	Voltage	Power	Lumens	Efficacy (Lum/Watt)	Color Temperature (K)	CRI
WL2540LP	ALL-PRO PORTABLE LED WORKLIGHT	120	33.26	2618	78lm/w	4000	83
WL2540LST	ALL-PRO SINGLE HEAD STAND LED WORKLIGHT		33.26	2618	78lm/w		
WLT5040LST	ALL-PRO TWIN HEAD STAND LED WORKLIGHT		66.03	5162	78lm/w		

CERTIFICATION DATA

LED lighting facts
A Program of the U.S. DOE

Light Output (Lumens) 2618
Watts 33.26
Lumens per Watt (Efficacy) 78

Color Accuracy
Color Rendering Index (CRI) 83

Light Color
Correlated Color Temperature (CCT) 3915 (Bright White)

2700K 3000K 4500K 6500K

All results are according to IESNA LM-79-2008: Approved Method for the Electrical and Photometric Testing of Solid-State Lighting. The U.S. Department of Energy (DOE) verifies product test data and results.

Visit www.lightingfacts.com for the Label Reference Guide.

Registration Number: F4QJ-KR6/JH4 (3/19/2014)
Model Number: WL2540LP
Type: Luminaire - Other

LED lighting facts
A Program of the U.S. DOE

Light Output (Lumens) 2618
Watts 33.26
Lumens per Watt (Efficacy) 78

Color Accuracy
Color Rendering Index (CRI) 83

Light Color
Correlated Color Temperature (CCT) 3915 (Bright White)

2700K 3000K 4500K 6500K

All results are according to IESNA LM-79-2008: Approved Method for the Electrical and Photometric Testing of Solid-State Lighting. The U.S. Department of Energy (DOE) verifies product test data and results.

Visit www.lightingfacts.com for the Label Reference Guide.

Registration Number: F4QJ-QTRC6 (3/18/2014)
Model Number: WL2540LST
Type: Luminaire - Other

LED lighting facts
A Program of the U.S. DOE

Light Output (Lumens) 5162
Watts 66.03
Lumens per Watt (Efficacy) 78

Color Accuracy
Color Rendering Index (CRI) 83

Light Color
Correlated Color Temperature (CCT) 3899 (Bright White)

2700K 3000K 4500K 6500K

All results are according to IESNA LM-79-2008: Approved Method for the Electrical and Photometric Testing of Solid-State Lighting. The U.S. Department of Energy (DOE) verifies product test data and results.

Visit www.lightingfacts.com for the Label Reference Guide.

Registration Number: F4QJ-GSBSWT (4/3/2014)
Model Number: WLT5040LST
Type: Luminaire - Other