


Project		Catalog #		Type	
Prepared by		Notes		Date	



# Metalux

## 24FP

2' x 4' Edge Lit Panel  
Recessed  
Suspended/Surface

### Typical Applications

• Commercial Office • Schools • Healthcare • Retail

### Interactive Menu

- Order Information [page 2](#)
- Photometric Data [page 3](#)
- Control Systems [page 3](#)
- Product Warranty

### Product Certification



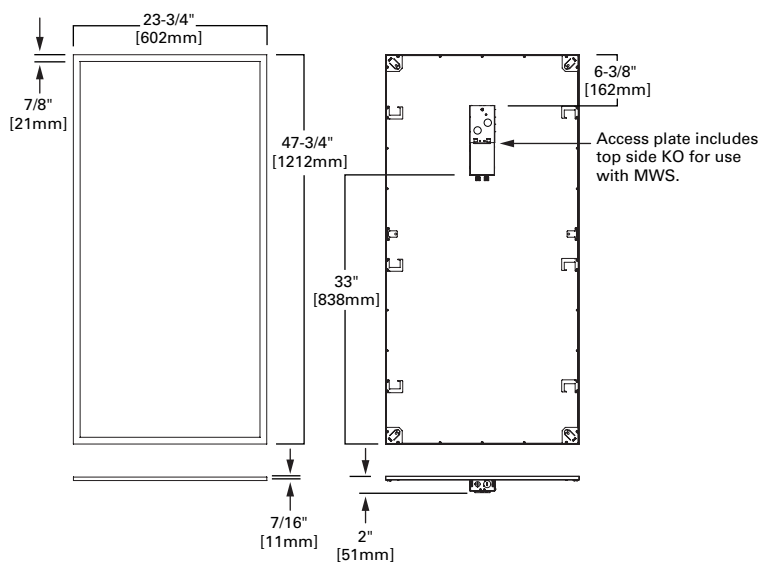
### Product Features



### Features

- 2" height ideal for shallow plenums
- Low wattage to high lumen output available
- High efficacy to 135 LPW
- Multiple stock SKUs
- Large j-box with multiple KOs to facilitate installation

### Dimensional and Mounting Details



## Ordering Information/Performance

### UNV (120-277)

Catalog	UPC	CCT	CRI (Min)	Delivered Nominal Lumens	Watts	Efficacy (lm/W)	Input Current (A)	
							120V	277V
24FP4735C <sup>(1)</sup>	080083833641	3500K	80	4591	41.4	111	.35	.15
24FP4740C <sup>(1)</sup>	080083833665	4000K	80	4556	41.4	110		
24FP4750C <sup>(1)</sup>	080083833689	5000K	80	4433	41.4	107		
24FP6435C <sup>(1)</sup>	080083833702	3500K	80	6091	60.3	101	.50	.22
24FP6440C <sup>(1)</sup>	080083833726	4000K	80	6506	62.2	105	.52	
24FP6450C <sup>(1)</sup>	080083833740	5000K	80	6164	61.5	100	.51	
24FP3830C9 <sup>(2)</sup>	080083833825	3000K	90	3886	40.3	96	.36	.15
24FP5830C9 <sup>(2)</sup>	080083833849	3000K	90	5282	58.2	91	.51	.22
24FP3835HE <sup>(2)</sup>	080083858927	3500K	80	3849	28.5	135	.24	.1
24FP3840HE <sup>(2)</sup>	080083858941	4000K	80	3780	28.9	131	.25	.11
24FP3130C <sup>(2)</sup>	080083858866	3000K	80	3328	28.6	116	.24	
24FP3135C <sup>(2)</sup>	080083858880	3500K	80	3553	29.3	121	.25	
24FP3140C <sup>(2)</sup>	080083858903	4000K	80	3608	29.4	123		

### 347V

24FP4735C-347V <sup>(3)</sup>	80083885503	3500K	80	4712	40.2	117	.119	
24FP4740C-347V <sup>(3)</sup>	80083876747	4000K	80	4685	40.2	117		
24FP4750C-347V <sup>(3)</sup>	80083885589	5000K	80	4659	40.2	116		
24FP6435C-347V <sup>(3)</sup>	80083885527	3500K	80	6402	58.0	110	.171	
24FP6440C-347V <sup>(3)</sup>	80083876969	4000K	80	6838	58.0	118		
24FP6450C-347V <sup>(3)</sup>	80083885602	5000K	80	6479	58.0	112		

Notes: (1) Stocked at multiple North American DCs. Best opportunity for availability. (2) Stocked at select DCs. May incur extended lead-times. (3) Stocked at Canada DC.

### Options

Catalog	Description	Example	Notes
EL7W	7W EM Pack, Installed	24FP6440C-EL7W	Remote Indicator/Test Switch
EL14W	14W EM Pack, Installed	24FP4740C-EL14W	Remote Indicator/Test Switch
A3/8-4/18GDIM	6' Length, 3/8" Cable, 2 Wire, 2 Dimming Leads, Ground	24FP3135C-A3/8-4/18G DIM	
A3/8-5/18GDIM	6' Length, 3/8" Cable, 3 Wire, 2 Dimming Leads, Ground	24FP3840HE-A3/8-5/18G DIM	
EL7W-A3/8-5/18GDIM	7W EM Pack, Installed, and 6' Flex, 3/8" Cable, 3 Wire, 2 Dimming Leads, Ground	24FP3830C9-EL14W-A3/8-5/18GDIM 24FP6450C-EL7W-A3/8-4/18GDIM	EL7W and EL14W can be used with any of the optional flex. EM pack is always specified before (to the left of) the flex, in the catalog number.
ATW-SW4	Chicago Rated	ATW-SW4-24FP4740C	May not be used with EL7W, EL14W, or flex. ATW-SW4 provides IP5X rating from above the fixture also, accomplished with gasket on the j-box.

## Product Specifications

### Construction

- Narrow aluminum bezel is tightly held to code gauge steel back plate
- Seamless corners to maximize the light emitting surface with a refined finish

### Mounting

- Integral grid locking clips and separate suspension clips provided for installation flexibility when additional retention is required
- Junction box constructed of code gauge galvanized steel with and easy access hinged door
- Multiple Trade size KO provided and JBox is suitable for up to 12AWG wiring
- Stock luminaire is less than 2" for use in shallow plenum or low ceiling spaces
- Surface or suspension mounting kits available
- ATW-SW4 option is available for CCEA compliance and provides full IP5X rating
- Factory installed flexible cable with dimming leads options available

### Controls

- Standard UNV 120 - 277V driver with 0-10V dimming to 10% standard
- Optional 347V driver with 0-10V dimming driver
- Compatible with field installed wireless controls available for either Wavelinx or Enlighted

### Electrical

- Standard and High Efficacy models available
- LED's available in 3000K, 3500K, 4000K, and 5000K with a minimum of 80 CRI
- 90 CRI available with 3000K
- Projected lumen maintenance based on TM21 testing standards is L73 > 60,000 hours
- Emergency battery pack options available in 7w and 14w options
- Battery pack options available as factory installed or field installed for remote mounting

### Optical Shielding

- Acrylic light guide with specialized features to optimize light extraction

- White frost lens with smooth pattern for uniform illumination
- Scratch and impact resistant

### Compliance

- Indoor luminaires are cULus listed for 25C ambient environments
- IC rated for direct insulation contact
- RoHS compliant
- Damp location listed
- IESNA LM-79 and LM-80 standards compliant
- DesignLights Consortium® Qualified and classified for both DLC Standard and DLC Premium, refer to [www.designlights.org](http://www.designlights.org) for details.
- Can be used for State of California Title 24 high efficacy luminaire
- IP5X rated

### Warranty

- Five year warranty.

### Load Data (Stock Product)

Thd	13%
Power Factor	0.96
Weight	18.5 lbs
Low Temp. Start	-20°C

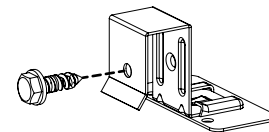
### Shipping Data

Fixture Size	Wt.	Pallet Size	Units per Pallet
2' x 4'	42 lbs.	53" x 30"	22

### Ceiling Retention

Catalog	UPC
FPEQ	080083802685

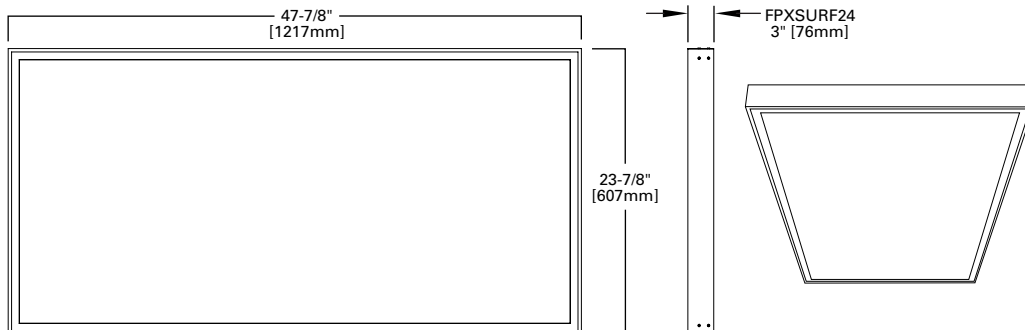
Required by some local codes. Order one set for each fixture (Four clips per kit)



### Accessories/Ordering Information Surface Mount Kit

Catalog	UPC
FPXSURF24 <sup>(1), (2)</sup>	080083867400
FPSURF24 <sup>(3)</sup>	080083802746

**Notes :** (1) FPXSURF24 surface mount kit is deep enough to fit all available options. (2) Recommend specifying FPXSURF24 from availability perspective; and it can be used with all FP product options. (3) FPSURF14 surface mount kit may not be used with EL7W or EL14W options.

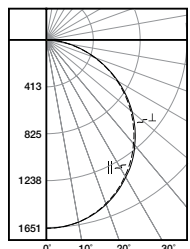


### Drywall Frame Kit

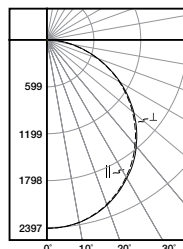
Catalog	UPC
DF-24W-U	662401232970

## Photometric Data

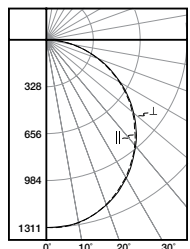
View IES files



**24FP4735C**  
 Electronic Driver  
 Linear LED 3500K  
 Spacing criterion: (II) 1.24 x mounting height,  
 (⊥) 1.25 x mounting height  
 Lumens: 4591  
 Input Watts: 41.4W  
 Efficacy: 111 LPW  
 Test Report: 24FP4735C.IES



**24FP6440C**  
 Electronic Driver  
 Linear LED 4000K  
 Spacing criterion: (II) 1.24 x mounting height,  
 (⊥) 1.25 x mounting height  
 Lumens: 6506  
 Input Watts: 62.2W  
 Efficacy: 105 LPW  
 Test Report: 24FP6440C.IES



**24FP3840HE**  
 Electronic Driver  
 Linear LED 4000K  
 Spacing criterion: (II) 1.25 x mounting height,  
 (⊥) 1.26 x mounting height  
 Lumens: 3780  
 Input Watts: 28.9W  
 Efficacy: 130.8 LPW  
 Test Report: 24FP3840HE.IES