

HIGH BAY OCCUPANCY SENSOR LENSES

HBL SERIES

Lenses utilize
Fresnel technology

Lenses easily rotate
90° to adjust coverage
pattern



Swap lenses to achieve
different coverage patterns

Lenses snap on for easy
adjustment during installation

DESCRIPTION

The High Bay (HB3x0) Occupancy Sensor Modules (sold separately) require one of four available lenses to operate: the HBL1, HBL1M, HBL2, HBL3 or HBL7. Each Fresnel lens is designed for a different application, allowing for use at different mounting heights and locations. Each HB sensor lens snap-mounts to any module, and can be interchanged by simply unsnapping and re-snapping the ideal lens for the particular application. They can also be repositioned 90° on the sensor.

HBL1 & HBL1M LENSES

The HBL1 Lens offers linear patterns best suited for high bay aisleway applications. The Fresnel lens is designed to detect walking motion when mounted at or around 40'. In optimal conditions, the lens has a 60' linear detection range. Identical to the HBL1, the HBL1M comes with opaque adhesive tape applied to the interior of the lens, cutting off 1/2 of the coverage pattern. This customized coverage is ideal for the beginning of aisle ways where cross traffic could be an issue.

FEATURES

HBL1 & HBL1M:

- Ideal for high ceiling aisleway applications
- Both are multi-cell, multi-tier Fresnel lenses
- 60' x 20' HBL1 coverage when mounted at 40' height
- 30' x 20' HBL1M coverage when mounted at 40' height

HBL2, HBL3, & HBL7 LENSES

The HBL2, HBL3, and HBL7 Lenses offer 360° coverage and are best suited for open area and aisleway coverage in high bay applications. They are multi-cell, multi-tier Fresnel lenses offering a high density coverage pattern.

For low bay applications, the HBL2 pattern spreads over a 48' diameter area at a height of 8'.

For mid bay applications, the HBL3 pattern spreads over a 40' diameter area at a height of 20'.

For high bay applications, the HBL7 is designed for mounting at heights between 20' to 40', with a coverage area up to 100' in diameter when mounted at 40'.

HBLXW LENSES

The HBL2W, HBL3W, and HBL7W Lenses are designed for use with the HB3x0W series sensors, which are used in wet locations. They have the same coverage patterns as the dry environment lenses.

HBL2, HBL3, & HBL7:

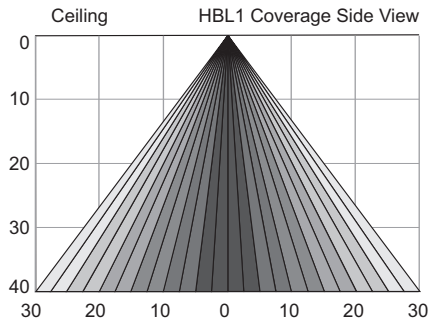
- Ideal for high ceiling open area and aisleway coverage in high bay applications
- All are multi-cell, multi-tier Fresnel lenses
- 48' diameter coverage when mounted at a 8' height (HBL2)
- 40' diameter coverage when mounted at a 20' height (HBL3)
- 100' diameter coverage when mounted at a 40' height (HBL7)

PROJECT

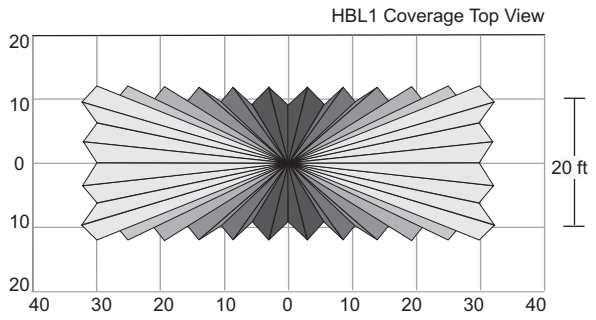
LOCATION/
TYPE

COVERAGE PATTERNS

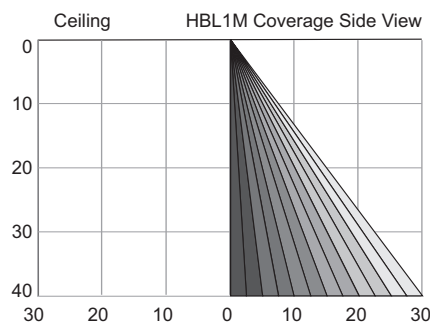
HBL1 Coverage Side View



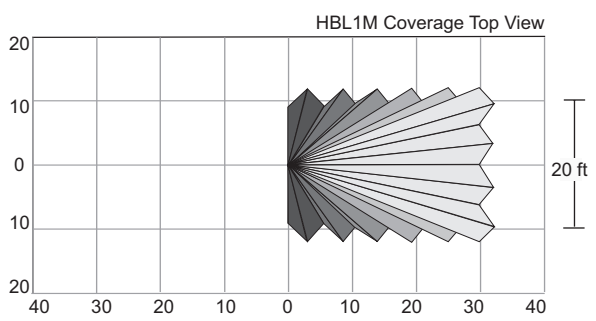
HBL1 Coverage Top View



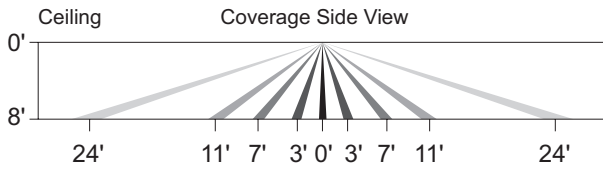
HBL1M Coverage Side View



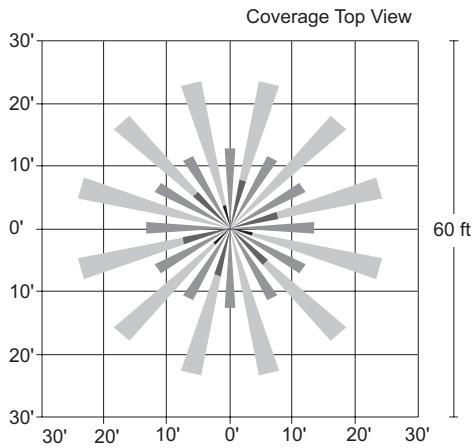
HBL1M Coverage Top View



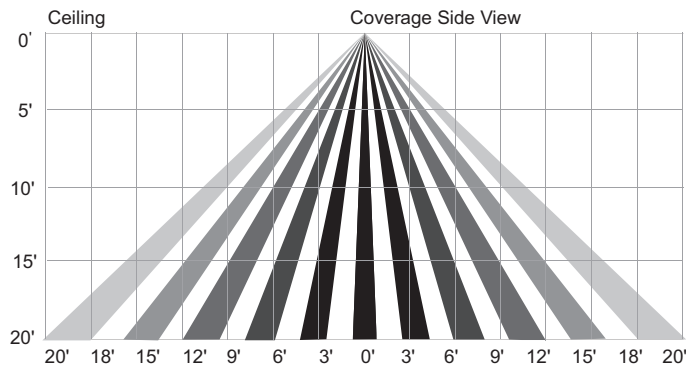
HBL2 Coverage Side View



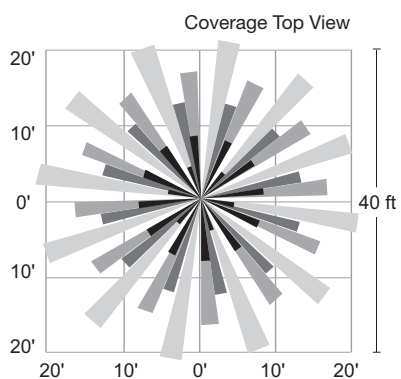
HBL2 Coverage Top View



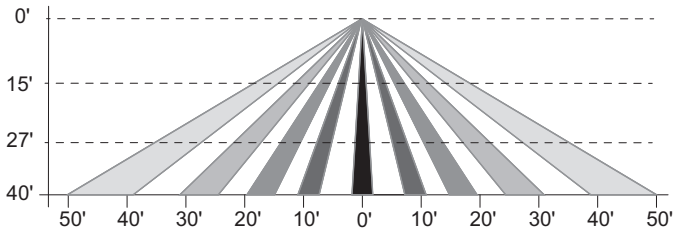
HBL3 Coverage Side View



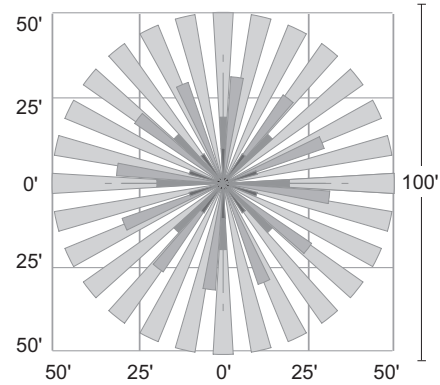
HBL3 Coverage Top View



HBL7 Coverage Side View



HBL7 Coverage Top View



ORDERING INFORMATION

Catalog #	Description
<input type="checkbox"/> HBL1	Coverage @ 40' height : 60' x 20'
<input type="checkbox"/> HBL1M	Coverage @ 40' height : 30' x 20'
<input type="checkbox"/> HBL2	Coverage @ 8' height : 48' in diameter
<input type="checkbox"/> HBL2W	Coverage @ 8' height : 48' in diameter - for wet location sensor models
<input type="checkbox"/> HBL3	Coverage @ 20' height : 40' in diameter
<input type="checkbox"/> HBL3W	Coverage @ 20' height : 40' in diameter - for wet location sensor models
<input type="checkbox"/> HBL7	Coverage @ 40' height : 100' in diameter
<input type="checkbox"/> HBL7W	Coverage @ 40' height : 100' in diameter - for wet location sensor models

All lenses are white.

Please note: For a complete working system, separately order the correct module for your application (see module cut sheets).
When preparing P.O., order parts as separate line items (e.g., HB3xx, HBL1, HBEM3)
Parts ship separately.

25885r1 Rev 09/2021