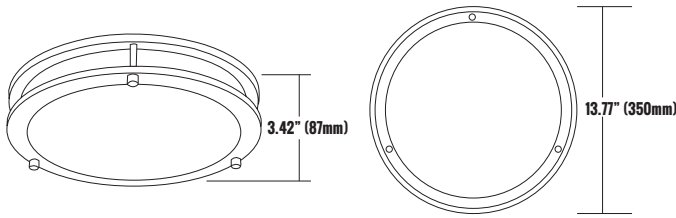


PRODUCT CODE: CM314D-2214D-BN
LED FLUSHMOUNT/14 INCH DOUBLE SPILL RING/LOW PROFILE


PRODUCT DESCRIPTION

The new generation of Etlin-Daniels CM314D-2214D-BN LED Dual Spill Ring Ceiling Flushmount offers the latest in compact design, even and glare free illumination, energy efficiency and value. This easy-to-install fixture features a durable polystyrene lens and is a cost-efficient solution to replace older incandescent or compact fluorescent ceiling fixtures, or for new construction.

The double Brushed Nickel bands accent any hallway, lobby, foyer, bedroom or bathroom, and meeting room, in residential, commercial, healthcare and hospitality applications. The driver-on-board technology is Triac dimmable.

FEATURES

- LED Indoor Light Source
- Low profile 14" design
- Durable polystyrene lens is easily removed for both installation and maintenance
- Brushed Nickel Double Spill-Ring accents
- DOB technology
- Suitable for damp locations
- 5 year warranty.
- L70 - 50,000 hours.
- Energy Star certified.


PRODUCT SPECIFICATIONS (OPTICAL DATA)

LED TYPE	LED QTY	SYSTEM EFFICACY	LUMENS	COLOR TEMPERATURE	BEAM ANGLE	CRI	SYSTEM EFFICIENCY	VOLTAGE	POWER FREQUENCY	POWER FACTOR	HARMONIC DISTORTION
DOB 2835	30 CHIPS	79LM/W	1750LM	4000K	120°	>80CRI	>85%	AC120V	50 - 60HZ	>0.90	<50%

PRODUCT SPECIFICATIONS (ELECTRICAL DATA)

PRODUCT SPECIFICATIONS

WATTAGE	FIXTURE MATERIAL	LIFE SPAN	STORAGE TEMP	OPERATING TEMP	PRODUCT DIMENSIONS	CARTON SIZE
22W	STEEL/PS	>50,000 HOURS	-40°C - 60°C -40°F - 140°F	-25°C - 45°C -13°F - 113°F	13.7 x 3.4 INCHES (350 x 87 MM)	18.11 X 15.16 X 15.35 INCHES (460 X 385 X 390 MM)



ADDITIONAL INFORMATION

INSTALLATION METHOD

FLUSH MOUNT - CEILING MOUNT

FIXTURE COLOR/DIFFUSER

BRUSHED NICKEL/
POLYSTYRENE WHITE

CONTROL TYPE

TRIAC DIMMABLE

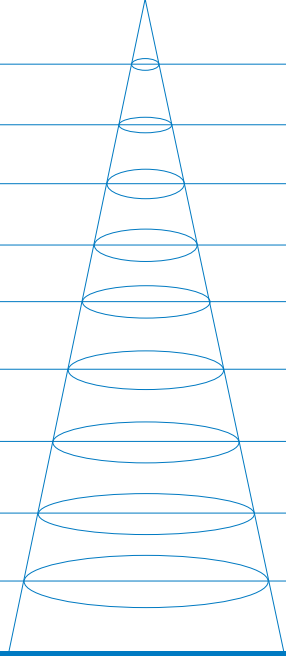
CATALOG #		TYPE
PROJECT		DATE
PREPARED BY		

PRODUCT CODE: CM314D-2214D-BN

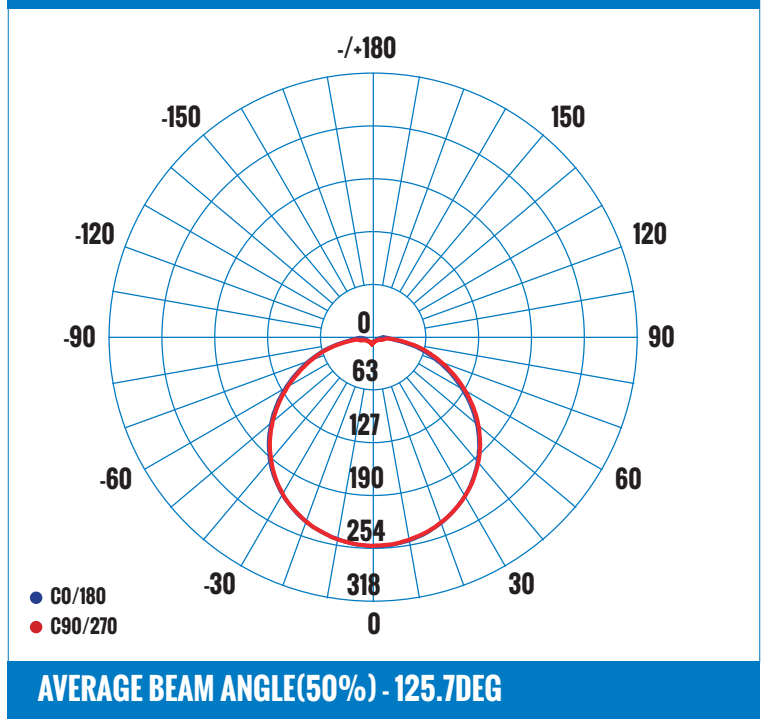
LED FLUSHMOUNT/14 INCH DOUBLE SPILL RING/LOW PROFILE

LUMINAIRE PHOTOMETRIC (TEST REPORT)

ILLUMINANCE (AT A DISTANCE) - FLUX OUT: 1,113LM

3.28FT 1M	93.80 / 432.68LX		3.89M 11.87SQ.M
6.56FT 2M	23.45 / 108.17LX		7.77M 47.46SQ.M
9.84FT 3M	10.42 / 48.08.7LX		11.66M 106.79SQ.M
13.12FT 4M	5.86 / 27.04LX		15.55M 189.85SQ.M
16.40FT 5M	3.75 / 17.31LX		19.43M 296.63SQ.M
19.69FT 6M	2.61 / 12.02LX		23.32M 427.15SQ.M
22.97FT 7M	1.91 / 8.83LX		27.21M 581.40SQ.M
26.25FT 8M	1.47 / 6.76LX		31.09M 759.38SQ.M
29.52FT 9M	1.16 / 5.34LX		34.98M 961.10SQ.M
32.80FT 10M	0.94 / 4.33LX		38.87M 1186.54SQ.M
HT	EAVG/EMAX	ANGLE: 125.5DEG	DIA

LUMINOUS INTENSITY DISTRIBUTION DIAGRAM




CERTIFICATIONS



CAN ICES-005 (B) / NMB-005 (B)

DRIVER/LED CHIP



ORDERING INFORMATION - CM SERIES

SERIES	SIZE	LED TYPE	WATTAGE	VOLTAGE	COLOR TEMPERATURE	DIMMABLE	FINISH
E.G. CM3	14	D	22	1	4	D	BN
CM3 -	14 - 14"	D - DRIVER ON BOARD	22 - 22W	1 - 120V	4 - 4000K	D - TRIAC	BN - BRUSHED NICKEL
DOUBLE							
CEILING MOUNT							

Head Office - 1850 Wilson Ave. · Toronto, ON · M9M 1A1 · Tel: 416.741.7336 · Fax: 416.741.9104

Toll Free: in Canada. 1.800.661.9610 · in USA. 1.888.762.5384 (SOCKETS4U)

www.etlin-daniels.com · For sales/service questions - sales@etlin.com