

LED EDGE-LIT PANEL



Specification:

Model No.:	Size	Wattage (W)	Efficacy (lm/W)	Color Temp (K)	CRI	Dim solution	Voltage
VO-22W40-120-XX-E-SX	2x2 ft	40W	110	3000K 4000K 5000K 6000K	Ra>80	0-10V	100-277V
VO-14W40-120-XX-E-SX	1x4 ft	40W					
VO-24W50-120-XX-E-SX	2x4 ft	50W					
VO-22W40-347-XX-E-SX	2x2 ft	40W					100-347V
VO-14W40-347-XX-E-SX	1x4 ft	40W					
VO-24W50-347-XX-E-SX	2x4 ft	50W					
VO-22W40-120-3Way-E-SX	2x2 ft	25-30-40W	3500-4000-5000K			100-277V	
VO-14W40-120-3Way-E-SX	1x4 ft	25-30-40W					
VO-24W50-120-3Way-E-SX	2x4 ft	30-40-50W					

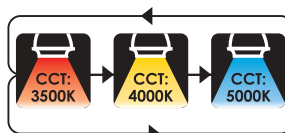
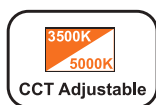
For Model No.

Where the «XX» can be any number or letter to represent CCT e.g 30=3000K

“3Way” represent the selectable power 40W/30W/25W(2x2, 1x4), 50W/40W/30W(2x4) and selectable CCT is 5000K/4000K/3500K

Features:

- Earthquake hooks can be resistant to earthquake
- Seamless flat frame—double-sides Robot welding technology, no light leaks at the corners.
- Ultra thin. 39” Aluminum frame fits standard dropped ceilings
- High-brightness SMD chip with 50,000 hr. lifespan
- 0-10V Dimmable and Flicker Free Driver
- Tool-free Mounting options
- Standard Dropped Ceiling
- Drywall hanging kit for drywall
- T-grid/Junction box for T-grid and hard ceilings
- Surface mounting kit
- Onboard driver included



Applications:

- Power Factor: >0.9
- CRI:>80
- Warranty : 5 years


Strong Back Plate




2 sides edge-lit



LEDs protection




Flicker free



PMMA LGP

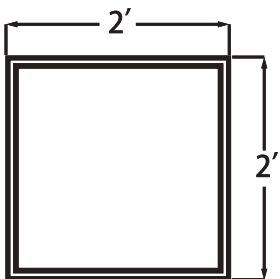


Packaged with gold wire




Thicker copper foil


Dimensions:



602*602mm



602*1209mm



298*1209mm

Installation Accessories:



- Spring Clip



- Suspended Kit



- Surface Mounted Frame