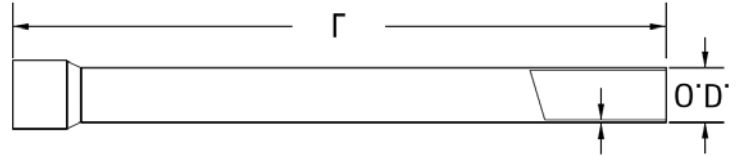


Lightweight Materials


Rigid PVC Conduit is easier to move and handle because it is one-fifth the weight of steel and half the weight of aluminum. See chart below.




Approximate Weight Comparison			
Size (IN)	PVC (LB/100FT)	Aluminum (LB/100FT)	Steel (LB/100FT)
½"	16.1	27	79
¾"	21.5	37	105
1"	31.9	53	153
1¼"	43.8	70	201
1½"	52.3	86	249
2"	70.3	116	334
2½"	112.0	183	527
3"	146.7	239	690
3½"	176.4	288	831
4"	208.9	340	982
5"	283.4	465	1,344
6"	368.0	613	1,771

Dimensions				
Nominal Size (IN)	Avg. Outside Diameter (IN)	Avg. Inside Diameter (IN)	Min. Wall Thickness (IN)	Min. Bell Depth (IN)
½"	0.840	0.608	0.109	2.000
¾"	1.050	0.810	0.113	2.250
1"	1.315	1.033	0.133	2.500
1¼"	1.660	1.362	0.140	2.750
1½"	1.900	1.592	0.145	3.000
2"	2.375	2.049	0.154	4.000
2½"	2.875	2.445	0.203	4.000
3"	3.500	3.042	0.216	4.000
3½"	4.000	3.520	0.226	4.000
4"	4.500	3.998	0.237	4.000
5"	5.565	5.017	0.258	5.500
6"	6.625	6.031	0.280	6.500



SCH 40 RIGID CONDUIT 10 FOOT GRAY	Size (in)	Part Number	Description	UPC	Approximate Weight (lb/100ft)
	½"	RC4000510	RIGID COND .5in x 10ft GY	772555155008	16.1
	¾"	RC4000710	RIGID COND .75in x 10ft GY	772555155206	21.5
	1"	RC4001010	RIGID COND 1in x 10ft GY	772555155404	31.9
	1¼"	RC4001210	RIGID COND 1.25in x 10ft GY	772555155602	43.8
	1½"	RC4001510	RIGID COND 1.5in x 10ft GY	772555155800	52.3
	2"	RC4002010	RIGID COND 2in x 10ft GY	772555156005	70.3
	2½"	RC4002510	RIGID COND 2.5in x 10ft GY	772555156203	112.0
	3"	RC4003010	RIGID COND 3in x 10ft GY	772555156401	146.7
	3½"	RC4003510	RIGID COND 3.5in x 10ft GY	772555156609	176.4
	4"	RC4004010	RIGID COND 4in x 10ft GY	772555156708	208.9
	5"	RC4005010	RIGID COND 5in x 10ft GY	772555156906	283.4
	6"	RC4006010	RIGID COND 6in x 10ft GY	772555157101	368.0

SCH 40 RIGID CONDUIT 20 FOOT GRAY	Size (in)	Part Number	Description	UPC	Approximate Weight (lb/100ft)
	½"	RC4000520	RIGID COND .5in x 20ft GY	772555155107	16.1
	¾"	RC4000720	RIGID COND .75in x 20ft GY	772555155305	21.5
	1"	RC4001020	RIGID COND 1in x 20ft GY	772555155503	31.9
	1¼"	RC4001220	RIGID COND 1.25in x 20ft GY	772555155701	43.8
	1½"	RC4001520	RIGID COND 1.5in x 20ft GY	772555155909	52.3
	2"	RC4002020	RIGID COND 2in x 20ft GY	772555156104	70.3
	2½"	RC4002520	RIGID COND 2.5in x 20ft GY	772555156302	112.0
	3"	RC4003020	RIGID COND 3in x 20ft GY	772555156500	146.7
	3½"	RC4003520	RIGID COND 3.5in x 20ft GY	772555156654	176.4
	4"	RC4004020	RIGID COND 4in x 20ft GY	772555156807	208.9
	5"	RC4005020	RIGID COND 5in x 20ft GY	772555157002	283.4
	6"	RC4006020	RIGID COND 6in x 20ft GY	772555157156	368.0