



SHOCKWAVE™ IMPACT DUTY SOCKET ADAPTER SETS

Description	Includes	Part No.
 3 Pc SHOCKWAVE™ Impact Insert Socket Adapter Set	(1) Insert 1/4" Socket Adapter (1) Insert 3/8" Socket Adapter (1) Insert 1/2" Socket Adapter	48-32-5023
 3 Pc SHOCKWAVE™ Impact 2" Socket Adapter Set	(1) 1/4" Socket Adapter (1) 3/8" Socket Adapter (1) 1/2" Socket Adapter	48-32-5033

SHOCKWAVE™ IMPACT DUTY SOCKETS
OVERVIEW

MILWAUKEE® SHOCKWAVE™ Impact Duty Sockets are engineered for extreme durability and up to 30X life. Made from proprietary steel and heat treated to control hardness, the SHOCKWAVE™ Impact Duty Socket Adapters provide fastening capabilities with all impacts. Broadly targeting cordless users, the SHOCKWAVE™ Impact Duty accessory line is not only ideal for heavy duty impact applications, but delivers a full system solution for all the user's drilling and fastening needs.

FEATURES







- Proprietary Steel and Heat Treat Process for maximum strength and durability
- Thin Wall Construction for easy access in tight spaces
- 6 Point Deep Wells for unyielding bit engagement


SHOCKWAVE™ IMPACT DUTY SOCKETS

Size	3/8" Drive	1/2" Drive
5/16"	49-66-4422	-
3/8"	49-66-4424	49-66-4461
7/16"	49-66-4425	49-66-4462
1/2"	49-66-4426	49-66-4463
9/16"	49-66-4427	49-66-4464
5/8"	49-66-4428	49-66-4465
11/16"	49-66-4429	49-66-4466
3/4"	49-66-4430	49-66-4467

Size	3/8" Drive	1/2" Drive
13/16"	49-66-4431	49-66-4468
7/8"	49-66-4432	49-66-4469
15/16"	-	49-66-4470
1"	-	49-66-4471
1-1/16"	-	49-66-4472
1-1/8"	-	49-66-4473
1-1/4"	-	49-66-4475

SHOCKWAVE™ IMPACT DUTY SOCKET SETS

Description	Drive Guide Size	Includes	Part No.
 3 Pc SHOCKWAVE™ 3/8" Deep Well Impact Socket Set	3/8"	(1) 1/2" Impact Socket (1) 9/16" Impact Socket (1) 1/4" Hex to 3/8" Square Socket Adapter	49-66-4417
 3 Pc SHOCKWAVE™ 1/2" Deep Well Impact Socket Set	1/2"	(1) 1/2" Impact Socket (1) 9/16" Impact Socket (1) 1/4" Hex to 1/2" Square Socket Adapter	49-66-4485
 8 Pc SHOCKWAVE™ 3/8" Deep Well Impact Socket Set	3/8"	(1) 5/16" Impact Socket (1) 3/8" Impact Socket (1) 7/16" Impact Socket (1) 1/2" Impact Socket	(1) 9/16" Impact Socket (1) 5/8" Impact Socket (1) 11/16" Impact Socket (1) 3/4" Impact Socket 49-66-4419
 9 Pc SHOCKWAVE™ 1/2" Deep Well Impact Socket Set	1/2"	(1) 3/8" Impact Socket (1) 7/16" Impact Socket (1) 1/2" Impact Socket (1) 9/16" Impact Socket (1) 5/8" Impact Socket	(1) 11/16" Impact Socket (1) 3/4" Impact Socket (1) 7/8" Impact Socket (1) 1/4" Hex to 1/2" Square Adapter 49-66-4484
 12 Pc SHOCKWAVE™ 1/4" Deep Well Impact Socket Set	1/4"	(1) 5.5 mm Impact Socket (1) 6 mm Impact Socket (1) 7 mm Impact Socket (1) 8 mm Impact Socket (1) 9 mm Impact Socket (1) 10 mm Impact Socket	(1) 11 mm Impact Socket (1) 12 mm Impact Socket (1) 13 mm Impact Socket (1) 14 mm Impact Socket (1) 15 mm Impact Socket (1) 1/4" Impact Socket Adapter 49-66-4301
 6 Pc SHOCKWAVE™ Impact Extractor Set	3/8"	(1) 1/4" Extractor (1) 5/16" / 8 mm Extractor (1) 3/8" Extractor (1) 7/16" / 11 mm Extractor (1) 1/2" Extractor (1) 1/4" Hex to 3/8" Square Impact Socket Adapter	48-32-8000