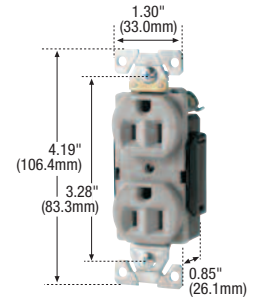
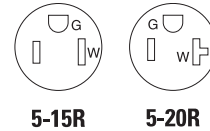
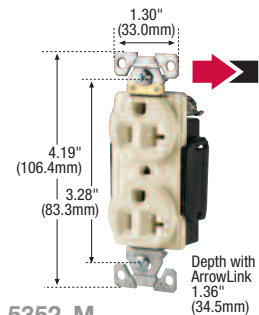


Industrial Specification Grade Straight Blade Receptacles

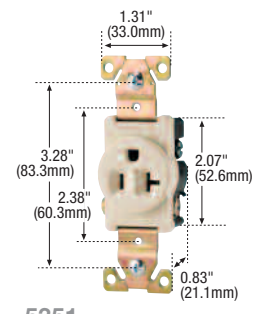
2-Pole, 3-Wire Grounding
 15A, 125V/AC
 20A, 125V/AC
 NEMA 5-15R, 5-20R




5252



5352_M



5351



6342

Industrial Grade Receptacles

Back Wire & Side Wire	15A, 125V NEMA 5-15R	UL FULS SR NOM 426	20A, 125V NEMA 5-20R	UL FULS SR NOM 426
Description	Catalog No. Color Suffix	➔	Catalog No. Color Suffix	➔
Back & Side Wire Duplex Receptacle	☐ 5252 A, B, BK, BL, GY, LA, RD, V, W	•	☐ 5352 A, B, BK, BL, GY, LA, RD, V, W	•

Side Wire	15A, 125V NEMA 5-15R	UL FULS SR NOM 426	20A, 125V NEMA 5-20R	UL FULS SR NOM 426
Description	Catalog No. Color Suffix	➔	Catalog No. Color Suffix	➔
Side Wire Duplex Receptacle	☐ 5242 B, BK, GY, V, W		☐ 5342 B, BK, GY, V, W	
Side Wire Single Receptacle	☐ 5251 B, LA, RD, V	•	☐ 5351 B, BK, RD	•

Decorator Industrial Grade Receptacle

Side Wire	20A, 125V; NEMA 5-20R	UL FULS SR NOM 426
Description	Catalog No. Color Suffix	➔
Decorator Duplex Receptacle	☐ 6342 A, LA, V, W	•

Color Ordering Information

For ordering receptacles, include Cat. No. followed by the color code: A (Almond), B (Brown), BK (Black), BL (Blue), GY (Gray), LA (Light Almond), RD (Red), RN (Orange), V (Ivory), W (White)

Icon Key

➔ ArrowLink™ option available. Add "M" suffix to Standard catalog number (example 5252RD, 5252RDM). For ordering information on ArrowLink & ArrowLink SPD connectors, see page A-3.

Build-To-Spec Customizable Devices - see page A-4
 NAFTA Compliant - see page O-30

Accessories for Industrial Grade NEMA 5-15 & 5-20 Receptacles

Description	Catalog No.
1-Gang standard size duplex receptacle stainless steel wallplate	☐ 93101
1-Gang, stainless steel single receptacle stainless steel wallplate	☐ 93091



93101



93091

Specification Information:

- Duplex Industrial Receptacles: A-32
- Decorator Industrial Receptacles: A-32
- ArrowLink Industrial Receptacles: A-34
- Single Industrial Receptacles: A-33

Industrial Specification Grade Receptacles

2-Pole, 3-Wire Grounding
15A, 125V/AC; 20A, 125V/AC; 15A, 250V/AC; 20A 250V/AC
15A, 277V/AC
NEMA 5-15, 5-20, 6-15, 6-20, 7-15

	Device Type	Industrial Grade Premium Isolated Ground Duplex Receptacles: IG5262, IG5362, IG5462, IG5662 Series	Industrial Grade Premium Isolated Ground Single Receptacles: IG5261, IG5361, IG5461, IG5661 Series	Industrial Grade Duplex Receptacles: 5252, 5352, 5302	Industrial Grade Duplex & Decorator Duplex Receptacles: 5242, 5342, 6342
	Wiring Type	Back & side wire	Back & side wire	Back & side wire	Side wire only
	Testing & Code Compliance	• Listed to UL 498, file no. E15058	• Listed to UL 498, file no. E2369	• Listed to UL 498, file no. E15058	• Listed to UL 498, file no. E15058
		• UL verified to Federal Spec. WC-596G	• CSA certified to C22.2, no. 42, file no. 6914 (6233-01)	• UL verified to Federal Spec. WC-596G	• UL verified to Federal Spec. WC-596G
		• CSA certified to C22.2, no. 42, file no. 6914 (6233-01)	• NOM certified	• CSA certified to C22.2, no. 42, file no. 6914 (6233-01)	• CSA certified to C22.2, no. 42, file no. 6914 (6233-01)
		• NOM certified		• NOM certified	• NOM certified
Specifications: Environmental	Flammability	Meets UL 94 requirements; V2 rated	Meets UL 94 requirements; V2 rated	Meets UL 94 requirements; V2 rated	Meets UL 94 requirements; V2 rated
	Temperature Rating	-20°C to 70°C (-4°F to 158°F)	-20°C to 70°C (-4°F to 158°F)	-20°C to 70°C (-4°F to 158°F)	-20°C to 70°C (-4°F to 158°F)
Specifications: Electrical	Dielectric Voltage	Withstands 2000V per UL 498	Withstands 2000V per UL 498	Withstands 2000V per UL 498	Withstands 2000V per UL 498
	Current Interrupting	Yes, at full-rated current	Yes, at full-rated current	Yes, at full-rated current	Yes, at full-rated current
	Temperature Rise	Max. 30°C (86°F) after 250 cycles of overload @ 200% of rated current (DC)	Max. 30°C (86°F) after 250 cycles of overload @ 200% of rated current (DC)	Max. 30°C (86°F) after 250 cycles of overload @ 200% of rated current (DC)	Max. 30°C (86°F) after 250 cycles of overload @ 200% of rated current (DC)
Specifications: Mechanical	Terminal Accommodation	#14 - 10 AWG	#14 - 10 AWG	#14 - 10 AWG	#14 - 10 AWG
	Voltage Ratings	Permanently marked on device	Permanently marked on device	Permanently marked on device	Permanently marked on device
Materials:	Face	Nylon	Nylon	Nylon	Nylon
	Base	Nylon	Nylon	Glass-filled nylon	Glass-filled nylon
	Strap	0.05" thick brass	0.05" thick brass	0.05" thick galvanized steel	0.05" thick galvanized steel
	Auto Ground Clip	Brass	Phosphor bronze	Brass	Brass
	Line Contacts	0.031" thick 5-leaf brass	Triple wipe brass	Triple wipe brass	Triple wipe brass
	Ground Contact	1-piece isolated ground shunt	1-piece isolated ground shunt	1-piece brass ground shunt	Riveted
	Terminal Screws	#8-32 brass, neutral screw nickel plated	#8-32 brass, neutral screw nickel plated	#8-32 brass, neutral screw nickel plated	#8-32 brass, neutral screw nickel plated
	Ground Screw	#8-32 brass (green)	#8-32 brass (green)	#8-32 brass (green)	#8-32 brass (green)
Screw Terminal Guards	PVC hinged doors	N/A	PVC hinged doors	PVC hinged doors	