




CPL24-LED45A30

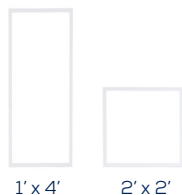
Lumen Adjustable | Colour Selectable
LED Panel



SPECIFICATIONS

Watts	45W, 40W, 30W
Lumens	5625 max
Efficacy (Lm/W)	125 Lm/W
Colour Temp	3.5K, 4K, 5K
Operating Temp	-20°C to +40°C
Voltage	120-277V 120-347V
THD	12.2%
Material	PMMA Lens (acrylic lens) Frame: Aluminum
Beam Angle	120°
Mounting	T-bar ceiling mount (standard), suspension or surface mount kits (optional)
Dimming	0-10V (10%-100%)
PF	>0.9
CRI	>80

Other Available Sizes:



DESCRIPTION

Ceiling panels with back-lit technology that provide uniform distribution, superior performance and reduced glare.

APPLICATIONS



Offices

Schools

Retail

Commercial
Spaces

FEATURES

- Lumen Adjustable and Colour Selectable Backlit LED Panels
- 3 switch settings for lumen adjustment - 45W/40W/30W
- 3 switch settings for colour selection - 3.5K/4K/5K
- Aluminum frame and PMMA lens
- 1x4, 2x2, 2x4 panels in 3500K, 4000k or 5000k
- Standard units mount in T-grid ceiling applications
- Surface mount and suspension mount kits available

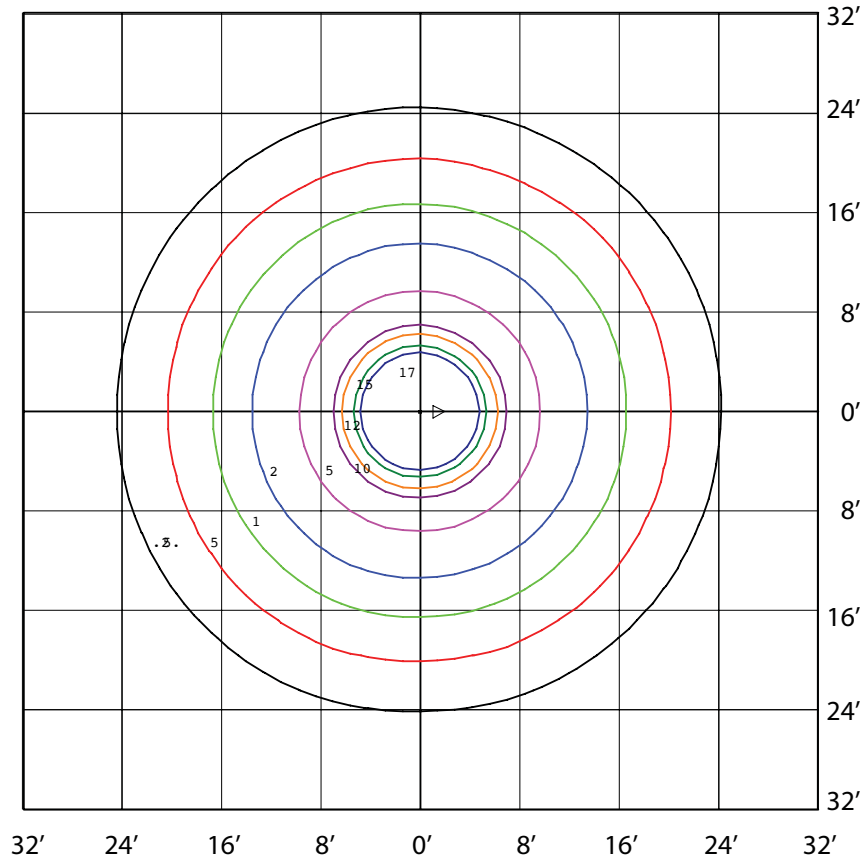
AMPERAGE DRAW & SURGE PROTECTION						
CURRENT (A)					SURGE PROTECTION (kV)	
120V	208V	240V	277V	347V	120-277V	120-347V
0.4A	0.23A	0.2A	0.18A	0.14A	4kV	2kV

LUMEN MAINTENANCE		
50,000 HOURS	75,000 HOURS	100,000 HOURS
90%	86%	82%

WEIGHTS (lbs)
9.2

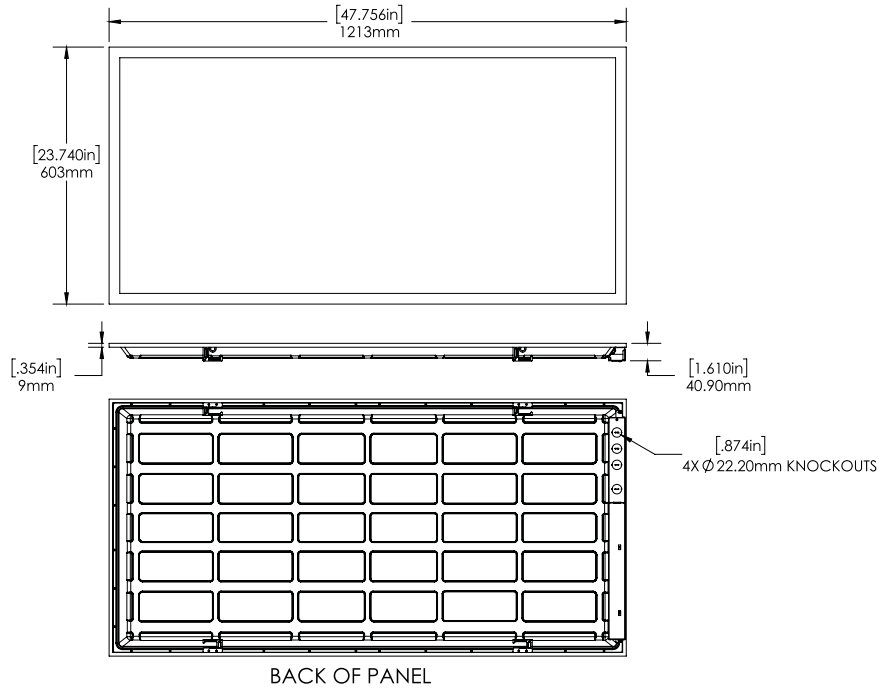
**CPL24-LED45-B-35K-DIM (CPL22-LED45A35-B-VK-DIM)
MOUNTED AT 8 FEET**

Total Lumens = 5944 Mounting Height = 8 Ft Maximum Calculated Value = 31.23 Fc



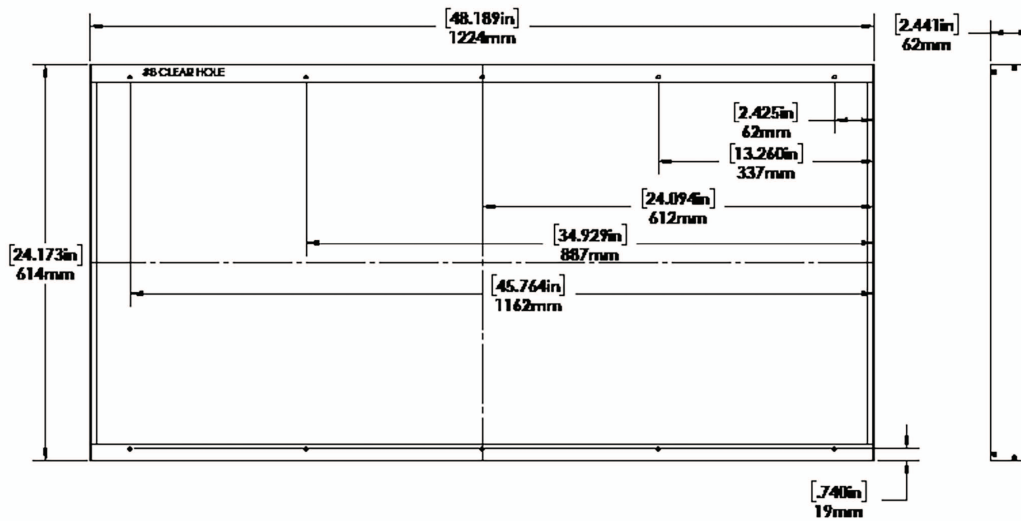
DIMENSIONS

2' x 4' Panel



Note: Suspension Mounting Accessory Kit has a maximum length of 3.86 ft, and minimum length of 0.58 ft.

SURFACE MOUNTING KIT



ORDERING GUIDE

ACCESSORIES (OPTIONAL)

CPL24	LED45A30		VK	
		VOLTAGE	COLOUR TEMP.	DIMMING
		B - 120-277V H - 120-347V	VK - Colour Selectable (3.5K/4K/5K)	DIM - 0-10V Dimming*

070002 - 2 CABLE SUSPENSION
MOUNT KIT F/BACKLIT CPL

072400 - CPL24 SURFACE
MOUNTING KIT WHT

*Standard Configuration