



JUNO AI

1000 LUMEN

J6AI (ALXA SPKR DWNL)

Project: _____

Fixture Type: _____

Location: _____

Contact/Phone: _____



PRODUCT DESCRIPTION

Juno AI™ integrates three advanced technologies – Juno® LED lighting, a JBL® speaker and Amazon Alexa built-in – into a single, centrally located downlight that easily converts any house into a fully functional smart home.

- Seamlessly experience advanced intelligence, high-quality lighting and premium sound
- Enables hand-free control of every smart home device from the best vantage point in every room
- Directly set-up your smart home without the need for a hub
- Set your mood; dimmable LED light with tunable lighting color temperature control from warm to cool daylight
- Set a scene; program lighting to wake up, chill, or sleep
- Wirelessly pair over 200 Juno AI™ LED Downlights and other devices
- Space-saving to achieve a minimalist décor.

ENVIRONMENTALLY FRIENDLY, ENERGY EFFICIENT

- No harmful ultraviolet or infrared wavelength
- No lead or mercury
- Comparable light output to 65W BR30 incandescent while consuming 21W

PRODUCT SPECIFICATIONS

All-in-one 6" LED Retrofit downlight trim installs into existing 6" incandescent housings with medium base sockets or Juno IC23 LEDT24 and IC23R LEDT24 quick connect recessed housings

- May be used in housings completely covered with insulation
- Selection of interchangeable baffle and cone trim inserts can be changed in the field to customize the look of the product
- Designed to provide 50,000 hours of life
- 5 year limited warranty on LED components.

LED Retrofit Downlight Trim Aluminum housing with white painted flange as standard

- All-in-one design where LED light engine mounts directly to trim
- Quick release slot allows for field changing of trim inserts
- Provided with torsion springs as standard
- Accessory kit available for use in housings that do not have torsion spring retaining brackets.

LED Light Engine LEDs are integrated to one piece high purity aluminum, thermally conductive housing to provide uninterrupted heat transfer to ensure long life of the LED

- Tunable color temperature from 2700K to 5000K
- 90 CRI minimum
- Dimmable to 1%

Driver Dedicated 120 volt replaceable driver

- Accommodates 120 volts AC at 50/60Hz.

Trim Inserts Choice of baffle or cone inserts in a selection of finishes ship installed in trim

- Interchangeable design allows the inserts to be changed in the field
- All inserts available to order as an accessory.

Optical System Computer-optimized reflector design with high reflectance white finish coupled with a high transmission diffusing lens conceals the LEDs

- Efficient system that can produce over 1000 lumens while using 22W.

Electrical Connections Trim features quick connect plug installed as standard for installation into IC23 LEDT24 and IC23R LEDT24 housings with mating connector

- Trim ships with a medium base socket adapter whip for installation into 6" incandescent housings with medium base sockets
- Product shipping to California does not include medium base socket adapter (L/SKTWHIP).

Life Rated for 50,000 hours at 70% lumen maintenance.


Labels ENERGY STAR® Certified²

- Suitable for wet locations³
- Union made
- UL and cUL classified for use with 6" incandescent medium based housings and Juno IC23 LEDT24 or IC23R LEDT24; see right for specific compatibility requirements.

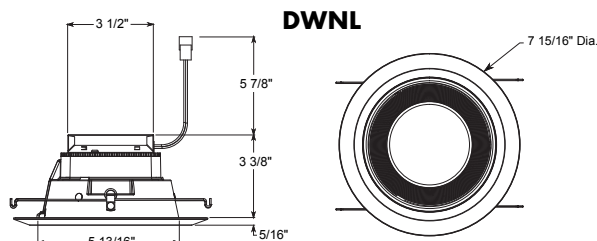
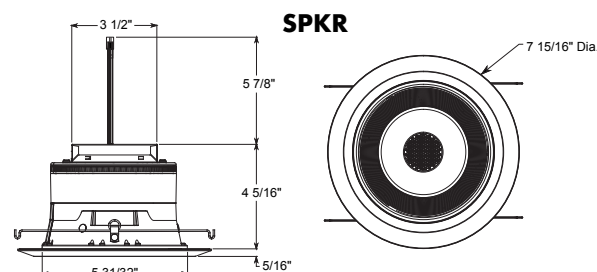
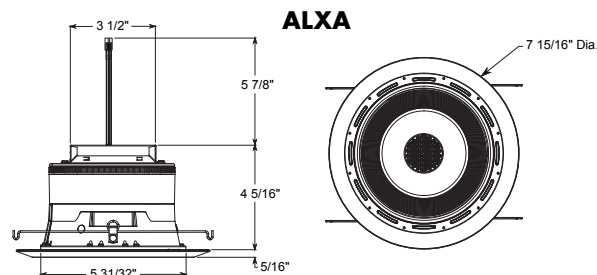
Testing All reports are based on published industry procedures; field performance may differ from laboratory performance.

Warranty 5-year limited warranty. Complete warranty terms located at: www.acuitybrands.com/CustomResources/Terms_and_conditions.aspx

Specifications subject to change without notice.



DIMENSIONS



COMPATIBLE HOUSINGS

The J6AI retrofit module is compatible with most 6" recessed housings measuring at least 5-1/4" high with an inside diameter between 6" and 6-3/4". Removal of the housing socket plate or socket mounting bracket may be required in order for the trim to fit properly. If housing does not have torsion spring brackets, the V6RLTRB accessory is required.

- Compatible housings include, but not limited to:**
- Juno housings:** IC2, IC22, IC23, IC21 and TC2 Series
 - Juno quick-connect LED housings:** IC23 LEDT24 and IC23R LEDT24
 - VuLite housings:** V6IC and V6TC Series
 - Halo housings:** H7 Series
 - Thomas housings:** PS1 Series
 - Capri housings:** CR1 Series
 - Lithonia housings:** L7X and LC6 Series

JUNO AI

1000 LUMEN

J6AI (ALXA SPKR DWNL)

PERFORMANCE DATA

	ALXA	SPKR	DWNL
Input Voltage	120V	120V	120V
Input Power Typical	22W (+/-5%)	21W (+/-5%)	16.5W (+/-5%)
Frequency	50/60 Hz	50/60 Hz	50/60 Hz
EMI/RFI	FCC Title 47, Part 15 Class B (consumer)	FCC Title 47, Part 15 Class B (consumer)	FCC Title 47, Part 15 Class B (consumer)
Minimum Starting Temp	-25°C	-25°C	-25°C
CRI	90 min.	90 min.	90 min.
CCT	3000K	3000K	3000K

Note: Actual performance may differ as a result of end-user environment and application. All values are design or typical values, measured under laboratory conditions at 25°C.

ACCESSORIES

Catalog Number	Description
V6RLTRB	Torsion receiver bracket kit to install trim into housings that do not have torsion receiver brackets
Replacement E26 screw base adapter for installation into incandescent housings.	
LEDRETROWHIP	Unit Pack
LEDRETROWHIP J10	Job pack 10 pcs
LEDRETROWHIP J25	Job pack 25 pcs

To order, specify catalog number.

ORDERING INFORMATION

Ordering Example: J6AI DB 10LM TUWH 90CRI 120 BWH JBL ALXA

Series	Trim Designation	Lumens	Color Temperature	Color Rendering Index	Voltage
J6AI 6" LED Retrofit LED Smart Home	DB Downlight Baffle Trim DC Downlight Cone Trim	10LM 1000 Nominal Lumens	TUWH Tunable White	90CRI 90+ CRI	120 120V

Trim Finish	Speaker	Function	Options
BWH ¹ Black, White Trim Ring CWH Clear Alzak, White Trim Ring HZWH Haze, White Trim Ring WHZWH Wheat Haze, White Trim Ring WWH White, White Trim Ring	JBL JBL Speaker	ALXA ⁴ Alexa (Alexa built-in) SPKR ⁴ Speaker (works with Alexa) DWNL ^{2,3} Connected Downlight (works with Alexa) STRK Starter Kit (1 Speaker Light with Alexa Built-In, 3 Downlights) ENTS Entertainment System (1 Speaker Light with Alexa Built-In, 1 Speaker Downlight, 2 Downlights) PENT Premium Entertainment System (1 Speaker Light with Alexa Built-In, 3 Speaker Downlights)	L/SKTWHIP ⁵ Less Socket Whip E26 screw base adapter not included

Lead times will vary depending on options selected. Consult your sales representative.

Notes:

- 1 Black baffle not ENERGY STAR rated.
- 2 Only DWNL is ENERGY STAR rated.
- 3 Only DWNL is wet location rated.
- 4 DAMP LOCATION rated only.
- 5 Required for shipments to California.

TRIM ACCESSORIES	
J6RLTRIM DB WWH	White Baffle Trim Insert
J6RLTRIM DB BWH	Black Baffle Trim Insert
J6RLTRIM DC CWH	Clear Cone Trim Insert
J6RLTRIM DC WWH	White Cone Trim Insert
J6RLTRIM DC HZWH	Haze Cone Trim Insert
J6RLTRIM DC WHZWH	Wheat Haze Cone Trim Insert

Amazon, Alexa and all related logos are trademarks of Amazon.com, Inc. or its affiliates. JBL is a trademark of HARMAN International Industries, Incorporated, registered in the United States and/or other countries and is used under license. The Bluetooth® word mark and logos are registered trademarks owned by Bluetooth SIG, Inc.

JUNO AI

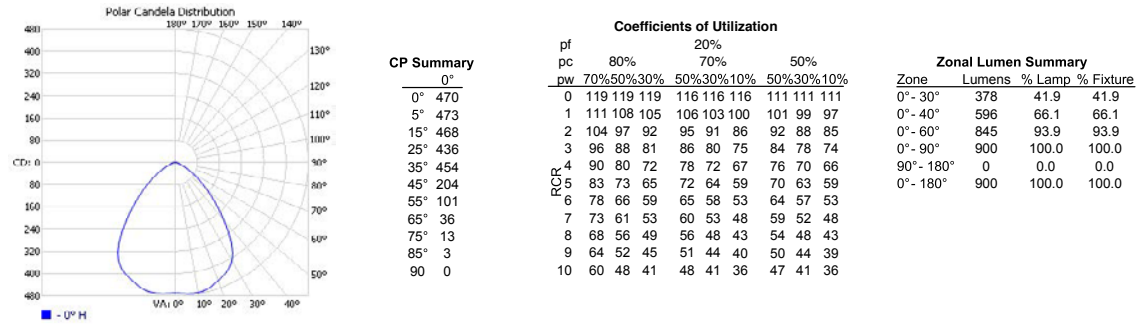
1000 LUMEN

J6AI (ALXA SPKR DWNL)

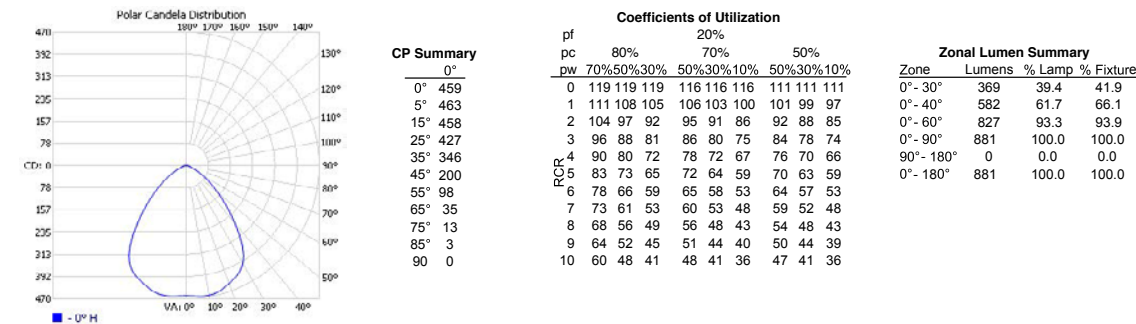
PHOTOMETRICS

Distribution Curve Distribution Data Coefficient of Utilization Illuminance Data at 30" Above Floor for a Single Luminaire

J6AI DC 10LM TUWH 90CRI 120 WWH JBL ALXA, at 3000K, input watts: 16.4, delivered lumens: 900, LM/W = 55, test no. 19-444-04P0, tested in accordance to IESNA LM-79.



J6AI DC 10LM TUWH 90CRI 120 WWH JBL SPKR, at 3000K, input watts: 16.4, delivered lumens: 880, LM/W = 54, test no. 19-4444-04P1, tested in accordance to IESNA LM-79.



J6AI DC 10LM TUWH 90CRI 120 WWH DWNL, at 3000K, input watts: 10.9, delivered lumens: 990, LM/W = 91, test no. 119-445-A04P0, tested in accordance to IESNA LM-79.

