

ACTUATOR-/INDICATOR COMPONENT CONTACT BLOCK WITH
1 CONTACT ELEMENT SCREW TERMINAL, 1NC




Figure similar

Product designation	contact block
Contact block/ lampholder:	
Number of lampholders	0
General technical data:	
Product function	
• positive opening	Yes
Product component	
• diode	No
• lamp transformer	No
• Light source	No
• series resistor	No
Insulation voltage	
• rated value	400 V
Degree of pollution	class 3
Surge voltage resistance rated value	4 kV
Protection class IP	
• of the enclosure	IP40
• of the terminal	IP20

Operating frequency maximum	1 000 1/h
Mechanical service life (switching cycles)	
• typical	10 000 000
Electrical endurance (switching cycles) with contactors 3RT1015 to 3RT1026 typical	10 000 000
Thermal current	10 A
Equipment marking	
• acc. to DIN 40719 extended according to IEC 204-2 acc. to IEC 750	S
• acc. to DIN EN 61346-2	S
• acc. to DIN EN 81346-2	S
Design of the fuse link for short-circuit protection of the auxiliary switch with type of coordination 1 required	gG / Dz 10 A
Operating voltage 1	
• at AC	
— at 50 Hz rated value	400 V
— at 60 Hz rated value	300 V
• at DC rated value	24 V

Power Electronics:

Contact reliability	one incorrect switching operation of 100 million switching operations (5 V, 1 mA)
----------------------------	---

Auxiliary circuit:

Number of NC contacts	
• for auxiliary contacts	1
Number of NO contacts	
• for auxiliary contacts	0
Number of CO contacts	
• for auxiliary contacts	0
Operating current at AC-12	
• at 24 V rated value	10 A
• at 48 V rated value	10 A
• at 110 V rated value	10 A
• at 230 V rated value	10 A
• at 400 V rated value	10 A
Operating current at AC-15	
• at 24 V rated value	6 A
• at 48 V rated value	6 A
• at 110 V rated value	6 A
• at 230 V rated value	6 A
• at 400 V rated value	3 A
Operating current at DC-12	

- at 24 V rated value 10 A
- at 48 V rated value 5 A
- at 110 V rated value 2.5 A
- at 230 V rated value 1 A

Operating current at DC-13

- at 24 V rated value 3 A
- at 48 V rated value 1.5 A
- at 110 V rated value 0.7 A
- at 230 V rated value 0.3 A

Connections/ Terminals:

Type of electrical connection screw-type terminals

Type of connectable conductor cross-sections

- for auxiliary contacts
 - solid 2x (1.0 ... 1.5 mm²)
 - solid with core end processing 2x (0.5 ... 0.75 mm²)
 - finely stranded with core end processing 2x (0.5 ... 1.5 mm²)
- at AWG conductors for auxiliary contacts 2x (18 ... 14)

Tightening torque

- for auxiliary contacts with screw-type terminals 0.8 N·m

Ambient conditions:

Ambient temperature

- during operation -25 ... +70 °C
- during storage -25 ... +80 °C

Installation/ mounting/ dimensions:

Mounting type front mounting

Height 36.5 mm

Width 10 mm

Depth 20 mm

Certificates/approvals

General Product Approval

Functional Safety/Safety of Machinery

Declaration of Conformity

other



[Bestätigungen](#)

[Umweltbestätigung](#)

Further information

Information- and Downloadcenter (Catalogs, Brochures,...)

<http://www.siemens.com/industrial-controls/catalogs>

Industry Mall (Online ordering system)

<https://mall.industry.siemens.com/mall/en/en/Catalog/product?mfb=3SB34000C>

Cax online generator

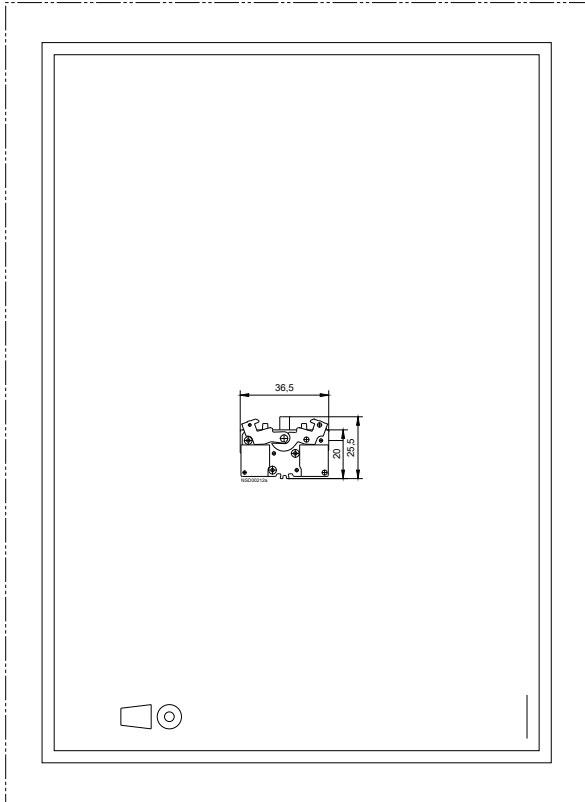
<http://support.automation.siemens.com/WW/CAXorder/default.aspx?lang=en&mfb=3SB34000C>

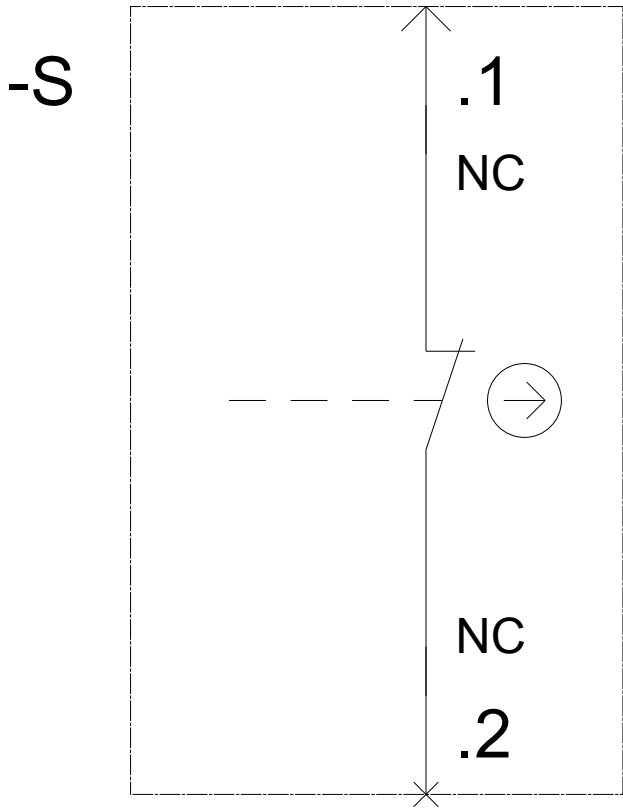
Service&Support (Manuals, Certificates, Characteristics, FAQs,...)

<https://support.industry.siemens.com/cs/ww/en/ps/3SB34000C>

Image database (product images, 2D dimension drawings, 3D models, device circuit diagrams, EPLAN macros, ...)

http://www.automation.siemens.com/bilddb/cax_de.aspx?mfb=3SB34000C&lang=en





last modified:

21.03.2016