

## L2STN LED STRIP WITH LENS GEN. 2

These high quality luminaires are equipped with a frosted lens that diffuses the light comfortably. The L2STN Series is a great option for retrofitting your traditional fluorescent linear luminaires to balance performance, aesthetics, and cost.

### FEATURES AND SPECIFICATIONS

#### • Construction

##### Housing and finishing

- Sleek and compact design ideal for installation in tight spaces
- 24 gauge white powder painted steel
- Contoured frosted PMMA diffuser
- Enclosed lens prevents penetration of dust, insects and other debris into the LED compartment

##### Mounting

- Surface, suspended or row mounted (see accessories)

#### • Technical specifications

- Easy to clean and service
- Long life LEDs that provide 80+ CRI and are available in 3 500K, 4 000K and 5 000K color temperature
- 0-10 V dimming standard
- V-Hooks, canopy plate for octagonal junction box, and mounting brackets are included
- Estimated lifespan of over 162 000 hours to L70
- Ambient temperature: -20°C to + 55°C
- Suitable for damp locations

#### • Compliances

- cULus
- Meets requirements of ICES-005 issue 5 for class A products
- Meets FCC requirements

### OVERVIEW

Light source	LED
Watts (W)	20 - 75
Lumen output (lm)	2 620 - 9 900
Efficiency (lm/W)	124 - 133
Color temperature (K)	3 500, 4 000, 5 000
CRI	80+
Weight (lbs)	24": 3.9, 48": 6.30, 96": 14.60



quick  
ship

LED  
fixture



dimmable  
fixture

damp  
location

ICES  
005



Not all products are qualified on the DLC QPL. To view our DLC qualified products, please consult the DLC Qualified Products List at [www.designights.org/search](http://www.designights.org/search).

**QUICK SHIP ORDERING GUIDE** 

Order code	Model number	DLC Unique ID	Watts (W)	Volts (VAC)	Color temp. (K) <sup>2</sup>	Lumen output (lm) <sup>3</sup>	Efficiency (lm/W)	CRI	Life L70 (hrs) <sup>4</sup>	Tested hours LM80 (hrs) <sup>4</sup>	Dimming (Yes/No)	Power factor	THD (%)	Case qty (master)
<b>24"</b>														
68119	L2STN-24LS1-Q/40K	PLIOATDHZOFM	20	120-347	4 000	2 620	131	80+	162 000	9 000	Yes	0.90	10	6
<b>48"</b>														
68121	L2STN-48LS2-Q/35K	PLEAUS6XRURS	30	120-347	3 500	3 992	133	80+	162 000	9 000	Yes	0.90	10	6
68122	L2STN-48LS2-Q/40K	PLWQKZGOMZCN	30	120-347	4 000	3 960	132	80+	162 000	9 000	Yes	0.90	10	6
68123	L2STN-48LS3-Q/40K	PL7TPKU3RUVA	35	120-347	4 000	4 585	131	80+	162 000	9 000	Yes	0.90	10	6
68124	L2STN-48LS4-Q/35K	PLRWPCQ6T89B	40	120-347	3 500	5 088	127	80+	162 000	9 000	Yes	0.90	10	6
68125	L2STN-48LS4-Q/40K	PL6K7JWTA1M	40	120-347	4 000	5 280	132	80+	162 000	9 000	Yes	0.90	10	6
68126	L2STN-48LS4-Q/50K	PLNEU0LWS4EY	40	120-347	5 000	5 320	133	80+	162 000	9 000	Yes	0.90	10	6
<b>96"</b>														
68127	L2STN-96LS1-Q/35K	PLK4L4CCS2LN	65	120-347	3 500	8 076	124	80+	162 000	9 000	Yes	0.90	10	1
68128	L2STN-96LS1-Q/40K	PL3LU2HFLPQI	65	120-347	4 000	8 515	131	80+	162 000	9 000	Yes	0.90	10	1
68130	L2STN-96LS2-H/35K	PLDN73W1YN1V	75	347	3 500	9 750	130	80+	162 000	9 000	Yes	0.90	10	1
68131	L2STN-96LS2-H/40K	PLF6FFXGFDNL	75	347	4 000	9 825	131	80+	162 000	9 000	Yes	0.90	10	1
68132	L2STN-96LS2-H/50K	PLXEGNTPOYV3	75	347	5 000	9 900	132	80+	162 000	9 000	Yes	0.90	10	1
68133	L2STN-96LS2-W/35K	PL92RHE5UI0J	75	120-277	3 500	9 750	130	80+	162 000	9 000	Yes	0.90	10	1
68134	L2STN-96LS2-W/40K	PLM5R034QEPG	75	120-277	4 000	9 825	131	80+	162 000	9 000	Yes	0.90	10	1
68135	L2STN-96LS2-W/50K	PLA6BU1U21OR	75	120-277	5 000	9 900	132	80+	162 000	9 000	Yes	0.90	10	1

<sup>1</sup> **QUICK SHIP:** Product availability is subject to change without notice. Please contact your Stanpro customer service representative to confirm inventory levels at time of order.  
<sup>2</sup> Typical color temperature range: +/- 5 %.  
<sup>3</sup> Lumen values are derived from photometric testing. Initial lumens range: +/- 10 %.  
<sup>4</sup> Life hours are derived from IESNA LM-80-08 testing report and projected per IESNA TM-21-11 extrapolations.

**ACCESSORIES (order separately)**

Part number	Type
BKT347	Suspension kit - 2 chains (1 metre)
BKT813	Continuous row mounting aligner for suspended installation
LEN376-2	Replacement lens 24"
LEN376-4	Replacement lens 48"
LEN376-8	Replacement lens 96"
WGD076-2-H	Wireguard kit 24"
WGD076-4-H	Wireguard kit 48"
WGD076-8-H	Wireguard kit 96"

**COMPATIBLE DIMMERS**

Brand	Model number
Leviton	ILLUMATECH IP710-LFZ
Lutron	DIVADVSTV
Lutron	Maestro MS-Z101
Lutron	Nova T NTSTV
Philips	Sunrise SR1200ZTUNV

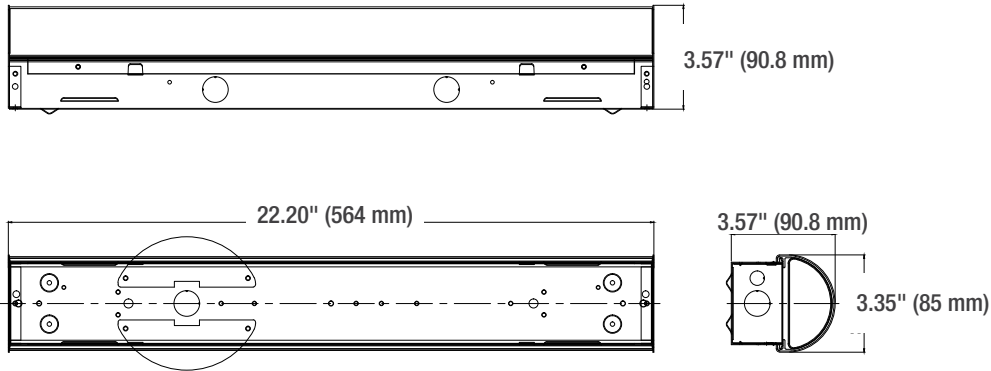
Dimming range 10%-100%

**NOTE:** The above table shows dimmers that have been tested and have demonstrated proper operation under normal conditions. Each installation being unique, various factors such as load, common neutrals or other electrical products on the circuit can, in certain instances, cause variance in system performance. Read and comply to the dimmer installation instructions. Consult dimming system manufacturer for additional support in operation. Stanpro recommends to use dimmers designed to work with LED products. Older dimmers designed for incandescent products may cause erratic operation. Some dimmers may require more than one product for stable operation. The maximum number of products is determined by the dimmer wattage rating with LEDs. Be careful, these dimmers have different ratings depending on the product type. Again, refer to the dimmer installation instructions.

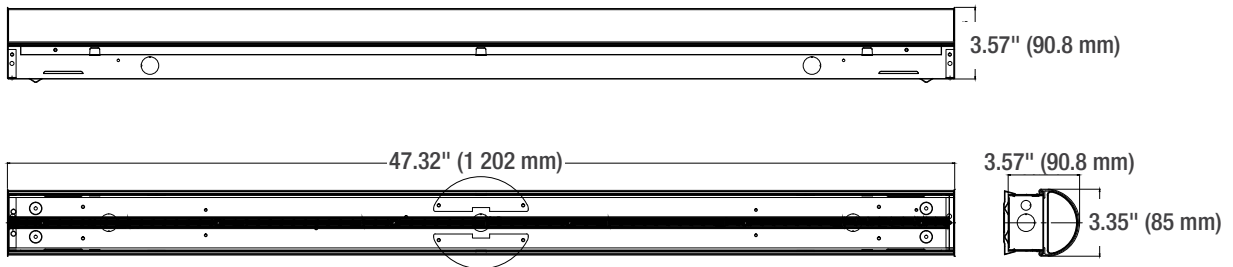
Data is based upon tests performed in a controlled environment. Actual performance can vary depending on operating conditions. All products are subject to change or may be discontinued any time without notice.

**DIMENSIONS**

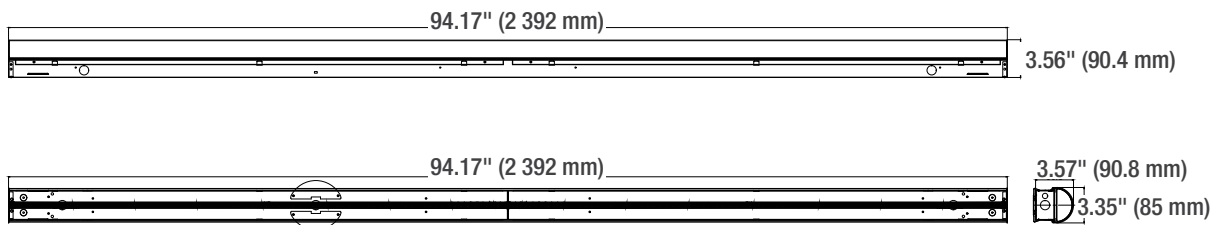
**24"**



**48"**



**96"**

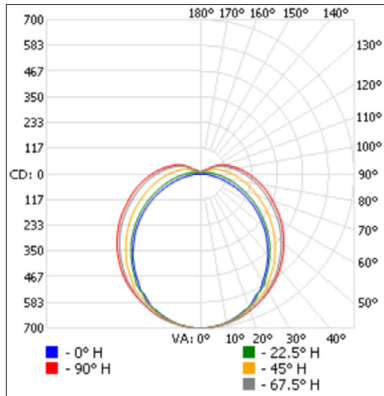


Data is based upon tests performed in a controlled environment. Actual performance can vary depending on operating conditions. All products are subject to change or may be discontinued any time without notice.

**PHOTOMETRIC DATA<sup>1</sup>**

**68119 • L2STN-24LS1-Q/40K • 2 620.1 lm**

**Polar candela distribution**



**Zonal lumen summary**

Zone	Lumens	% Fixture
0-30	543.7	20.7%
0-40	893.6	34.1%
0-60	1 617.2	61.7%
60-90	714.7	27.3%
70-100	531.6	20.3%
90-120	245.9	9.4%
0-90	2 331.8	89%
90-180	288.3	11%
0-180	2 620.1	100%

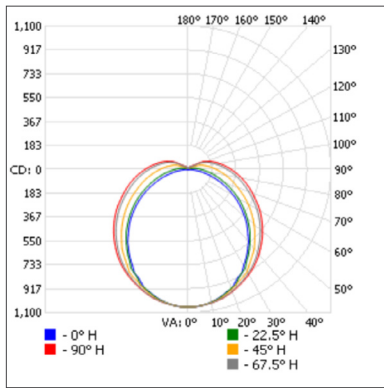
**Illuminance at a distance**

Center beam fc		Beam width	
17.0'	4.75 fc	44.4'	87.7'
34.0'	1.19 fc	88.7'	175.4'
51.0'	0.53 fc	133.1'	263.1'
68.0'	0.30 fc	177.4'	350.8'
85.0'	0.19 fc	221.8'	438.5'
102.0'	0.13 fc	266.1'	526.1'

Vert. spread: 105.1°  
Horiz. spread: 137.6°

**68122 • L2STN-48LS2-Q/40K • 3 959.2 lm**

**Polar candela distribution**



**Zonal lumen summary**

Zone	Lumens	% Fixture
0-30	821.5	20.7%
0-40	1 350.2	34.1%
0-60	2 443.6	61.7%
60-90	1 079.9	27.3%
70-100	803.3	20.3%
90-120	371.5	9.4%
0-90	3 523.6	89%
90-180	435.6	11%
0-180	3 959.2	100%

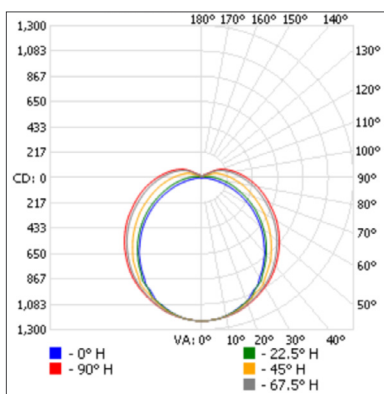
**Illuminance at a distance**

Center beam fc		Beam width	
1.7'	366	4.5'	9.2'
3.3'	97.0	8.7'	17.9'
5.0'	42.3	13.2'	27.1'
6.7'	23.5	17.7'	36.3'
8.3'	15.3	21.9'	45.0'
10.0'	10.6	26.4'	54.2'

Vert. spread: 105.7°  
Horiz. spread: 139.5°

**68123 • L2STN-48LS3-Q/40K • 4 584.1 lm**

**Polar candela distribution**



**Zonal lumen summary**

Zone	Lumens	% Fixture
0-30	951.2	20.7%
0-40	1 563.3	34.1%
0-60	2 829.3	61.7%
60-90	1 250.4	27.3%
70-100	930.1	20.3%
90-120	430.1	9.4%
0-90	4 079.7	89%
90-180	504.4	11%
0-180	4 584.1	100%

**Illuminance at a distance**

Center beam fc		Beam width	
1.7'	423	4.5'	9.2'
3.3'	112	8.7'	17.9'
5.0'	48.9	13.2'	27.1'
6.7'	27.3	17.7'	36.3'
8.3'	17.8	21.9'	45.0'
10.0'	12.2	26.4'	54.2'

Vert. spread: 105.7°  
Horiz. spread: 139.5

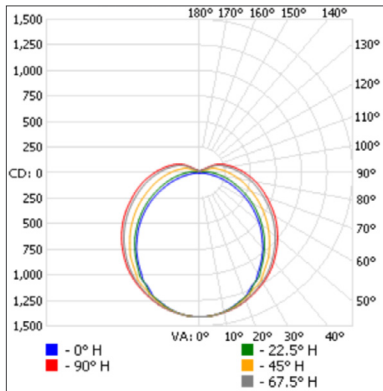
<sup>1</sup> Complete IES files available on our website.

Data is based upon tests performed in a controlled environment. Actual performance can vary depending on operating conditions. All products are subject to change or may be discontinued any time without notice.

PHOTOMETRIC DATA<sup>1</sup>

68125 • L2STN-48LS4-Q/40K • 5 278.9 lm

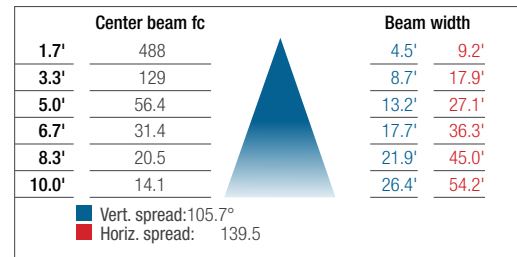
Polar candela distribution



Zonal lumen summary

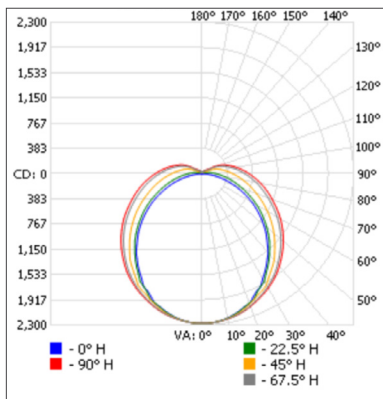
Zone	Lumens	% Fixture
0-30	1 095.3	20.7%
0-40	1 800.3	34.1%
0-60	3 258.2	61.7%
60-90	1 439.9	27.3%
70-100	1 071.1	20.3%
90-120	495.4	9.4%
0-90	4 698.1	89%
90-180	580.8	11%
0-180	5 278.9	100%

Illuminance at a distance



68128 • L2STN-96LS1-Q/40K • 8 514.3 lm

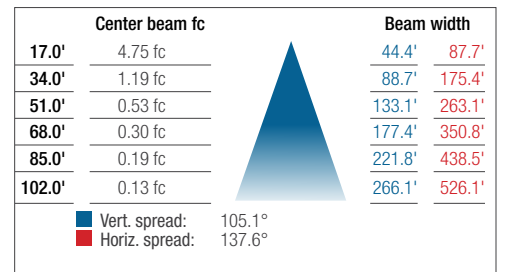
Polar candela distribution



Zonal lumen summary

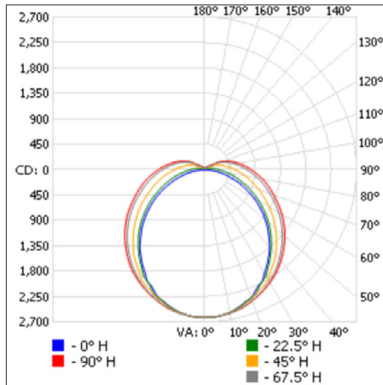
Zone	Lumens	% Fixture
0-30	1 766.7	20.7%
0-40	2 903.7	34.1%
0-60	5 255.1	61.7%
60-90	2 322.4	27.3%
70-100	1 727.6	20.3%
90-120	798.9	9.4%
0-90	7 577.5	89%
90-180	936.8	11%
0-180	8 514.3	100%

Illuminance at a distance



68131 • L2STN-96LS2-H/40K • 9 824.2 lm

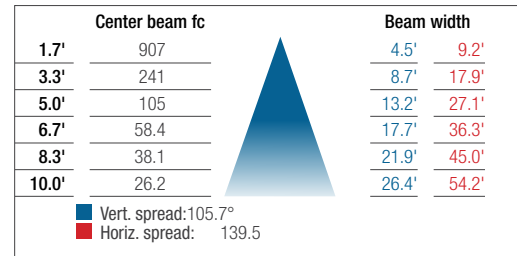
Polar candela distribution



Zonal lumen summary

Zone	Lumens	% Fixture
0-30	2 038.5	20.7%
0-40	3 350.4	34.1%
0-60	6 063.5	61.7%
60-90	2 679.7	27.3%
70-100	1 993.4	20.3%
90-120	921.9	9.4%
0-90	8 743.3	89%
90-180	1 080.9	11%
0-180	9 824.2	100%

Illuminance at a distance



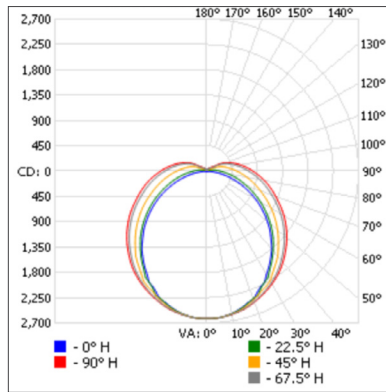
<sup>1</sup> Complete IES files available on our website.

Data is based upon tests performed in a controlled environment. Actual performance can vary depending on operating conditions. All products are subject to change or may be discontinued any time without notice.

**PHOTOMETRIC DATA<sup>1</sup>**

68134 • L2STN-96LS2-W/40K • 9 824.2 lm

**Polar candela distribution**



**Zonal lumen summary**

Zone	Lumens	% Fixture
0-30	2 038.5	20.7%
0-40	3 350.4	34.1%
0-60	6 063.5	61.7%
60-90	2 679.7	27.3%
70-100	1 993.4	20.3%
90-120	921.9	9.4%
0-90	8 743.3	89%
90-180	1 080.9	11%
0-180	9 824.2	100%

**Illuminance at a distance**

Center beam fc		Beam width	
1.7'	907	4.5'	9.2'
3.3'	241	8.7'	17.9'
5.0'	105	13.2'	27.1'
6.7'	58.4	17.7'	36.3'
8.3'	38.1	21.9'	45.0'
10.0'	26.2	26.4'	54.2'

■ Vert. spread: 105.7°  
■ Horiz. spread: 139.5

<sup>1</sup> Complete IES files available on our website.

Data is based upon tests performed in a controlled environment. Actual performance can vary depending on operating conditions. All products are subject to change or may be discontinued any time without notice.