

**QRC series**  
**C7-A2x**  
**8-pin, miniature relay, 2-poles, faston**

<b>Type</b>	<b>C7-A2x/ ... V</b> Standard relay 2 change-over contact		
<b>Maximum contact load</b>	<b>10 A/250 V AC1</b>	<b>0,5 A/110 V DC1</b>	
	<b>10 A/30 V DC1</b>	<b>0,2 A/220 V DC1</b>	
<b>Recommended minimum contact load</b>	<b>1 mA/10 V</b> (with 10 $\mu$ Au) <b>10 mA/10 V</b> (standard contact)		

<b>Contacts</b>			
Material	Standard	Code 0	AgNi
	Optional	Code 8	AgNi + 10 $\mu$ Au
	Optional	Code 9	AgNi + 0,2 $\mu$ Au
Rated current	10 A		
Switch-on current max. (20 ms)	30 A		
Switching voltage max.	250 V		
AC load	2,5 kVA		
DC load	see Fig. 2		

<b>Coil</b>			
Coil resistance	see table; tolerance $\pm 10\%$		
Pick-up voltage	$\geq 0,8 \times U_N$		
Release voltage	$\geq 0,1 \times U_N$		
Nominal power	1,2 VA (AC)/1 W (DC)		

<b>Coil table</b>					
VAC	$\Omega$	mA	VDC	$\Omega$	mA
24	174	50	12	148	85
48	686	25	24	594	43
115	4K3	10,4	48	2K3	21
230	11K6	5,2	110	11K4	11


<b>Insulation</b>		Volt rms, 1 min
Contact open	1000 V	
Contact/contact	2,5 kV	
Contact/coil	2,5 kV	
Insulation resistance at 500 V	$\geq 1$ G $\Omega$	
Insulation, IEC 61810-5	2,5 kV/3	

<b>Specifications</b>	
Ambient temperature operation/storage	-40 (no ice)...60 °C /-40 ... 80 °C
Pick-up time/bounce time	16 ms/ $\leq 3$ ms
Release time/bounce time	8 ms/ $\leq 1$ ms
Mechanical life	AC: 10 Mill./DC: 20 Mill. switching cycles
AC voltage endurance at rated load	$\geq 100000$ switching cycles
Switching frequency at rated load	$\leq 1200$ /h
Protection class	IP40
Weight	43 g

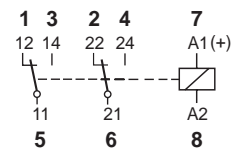
<b>Standard types</b>			
<b>AC 50 Hz/60 Hz: 24, 48, 115, (120), 230, (240)</b>	<b>C7-A20/AC ... V</b>	<b>C7-A28/AC ... V</b>	<b>C7-A29/AC ... V</b>
<b>LED</b>	<b>C7-A20X/AC ... V</b>	<b>C7-A28X/AC ... V</b>	<b>C7-A29X/AC ... V</b>
<b>DC 24, 48, 110</b>	<b>C7-A20/DC ... V</b>	<b>C7-A28/DC ... V</b>	<b>C7-A29/DC ... V</b>
<b>LED</b>	<b>C7-A20X/DC ... V</b>	<b>C7-A28X/DC ... V</b>	<b>C7-A29X/DC ... V</b>
<b>Free wheeling diode</b>	<b>C7-A20DX/DC ... V</b>	<b>C7-A28DX/DC ... V</b>	<b>C7-A29DX/DC ... V</b>
<b>Polarity and free wheeling diode</b>	<b>C7-A20FX/DC ... V</b>	<b>C7-A28FX/DC ... V</b>	<b>C7-A29FX/DC ... V</b>
<b>AC/DC bridge rectifier 24 V, 48 V, 60 V</b>	<b>C7-A20BX/UC ... V</b>	<b>C7-A28BX/UC ... V</b>	<b>C7-A29BX/UC ... V</b>

"..." Enter the voltage for full type designation

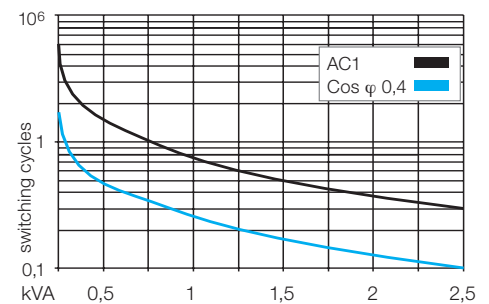
<b>Accessories</b>	
Socket:	<b>S7-M, S7-I/O, S7-L, S7-P, S7-P0</b>



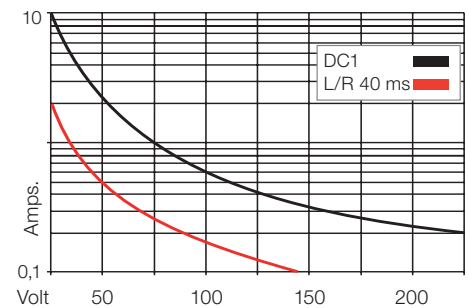
**Connection diagram**



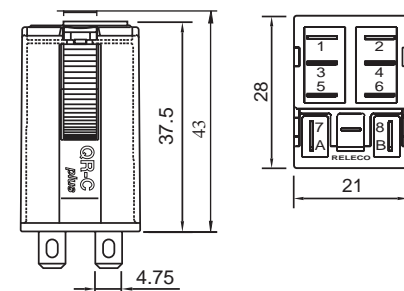
**Fig. 1 AC voltage endurance**



**Fig. 2 DC load limit curve**



**Dimensions [mm]**



**Technical approvals, conformities**

