


# Galvanized Rigid Conduit (GRC) and Kwik-Couple™ GRC

## Galvanized Rigid Conduit (GRC)

- Hot-dip galvanized for excellent corrosion resistance
- High strength ductile steel for long life and easy bending
- Smooth, continuous raceways for fast wire pulling
- Kwik-Release End Cap to protect threads
- True Color™ GRC special orders available
- CSA Certified to Safety Standard C22.2 No.45.1
- Manufactured in accordance with ANSI C80.1
- Available in sizes 1/2 (16) - 6 (155)

## Quality, Long Lasting Heavy Duty Steel Conduit



## Kwik-Couple Galvanized Rigid Conduit (GRC)

- Similar benefits to GRC Conduit\*
- Factory installed Kwik-Couple™ couplings are available on GRC conduit

**Just line up the ends, spin the coupling forward onto the next piece and wrench tighten. It's that easy!**

- No separate couplings to purchase, inventory or install
- Kwik-Release End Cap to protect threads
- True Color Kwik-Couple GRC special orders available
- CSA Certified to Safety Standard C22.2 No.45.1 & C22.2 No.18.3
- Manufactured in accordance with ANSI C80.1
- Available in sizes 2 1/2 (63) - 5 (129)

\*Kwik-Couple GRC does not contain a certification for wet locations

## For Faster Installations Use the Kwik-Couple GRC Connection



\* U.S. Patent Numbers 7,404,582 and 7,726,001.

## Kwik-Couple Rigid Elbows

- Also available with pre-installed Kwik-Couple Couplings
- Made to order, contact us for lead times

## Galvanized Rigid Conduit (GRC)

CSA Certified to Safety Standard C22.2 No.45.1

Manufactured in accordance with ANSI C80.1



Trade Size	Metric Designator	Outside Diameter <sup>1</sup>		Nominal Wall Thickness <sup>2</sup>		Approximate Weight Per 100 Ft. (30.5M)		Bundle Quantity	
		in	mm	in	mm	lb	kg	ft	m
1/2	16	0.840	21.34	0.104	2.64	82	37.2	1000	304.8
3/4	21	1.050	26.67	0.107	2.72	109	49.4	1000	304.8
1	27	1.315	33.40	0.126	3.20	161	73.0	500	152.4
1 1/4	35	1.660	42.16	0.133	3.38	218	98.9	250	76.2
1 1/2	41	1.900	48.26	0.138	3.51	263	119.3	250	76.2
2	53	2.375	60.33	0.146	3.71	350	158.8	200	61.0
2 1/2	63	2.875	73.03	0.193	4.90	559	253.6	100	30.5
3	78	3.500	88.90	0.205	5.21	727	329.8	100	30.5
3 1/2	91	4.000	101.60	0.215	5.46	880	399.2	100	30.5
4	103	4.500	114.30	0.225	5.72	1030	467.2	100	30.5
5	129	5.563	141.30	0.245	6.22	1520	689.5	100	30.5
6	155	6.625	168.28	0.266	6.76	1785	809.7	100	30.5

## Project Information

Company Name: \_\_\_\_\_

Address: \_\_\_\_\_

City: \_\_\_\_\_

State & Zip: \_\_\_\_\_

Phone: \_\_\_\_\_

Project Name: \_\_\_\_\_

City: \_\_\_\_\_

State: \_\_\_\_\_

<sup>1</sup> Outside diameter tolerances: Size 1/2 (16) to 1 1/2 (41) +/- 0.015" (0.38mm); 2 (53) to 6 (155) +/- 1%

Each length of conduit with coupling attached will be nominally 10' (3.05m)

<sup>2</sup> For information only. Not a requirement of the CSA Standard.

NOTE: Special orders are non-cancelable, non-returnable and non-refundable

# Galvanized Rigid Conduit (GRC) and Kwik-Couple™ GRC

Columbia-MBF™

A PART OF  atkore  
INTERNATIONAL

## FEATURES & SPECIFICATIONS

### Full Electrical System Protection

Manufactured from mild steel, Columbia-MBF's Rigid Conduit is highly resistant to damage from impact yet ductile to facilitate bending.

The 3/4" taper NPT threads (ANSI B1.20.1) are full cut and hot galvanized after cutting. Color-coded end cap thread protectors keep the threads clean, sharp and also provide instant trade size recognition. Even sizes are color-coded blue, 1/2 sizes black, and 1/4 sizes red.

### Coatings

Hot-dip galvanized inside and out to provide galvanic corrosion protection, it is also topcoated with a compatible organic layer to protect against white rust. The inside surface is evenly coated for wire-pulling ease, even through multiple 90° bends.

### EMI Shielding

Columbia-MBF RIGID is very effective in reducing the effects of electromagnetic field levels for encased power distribution circuits, shielding computers and other sensitive electronic equipment from the effects of electromagnetic interference.

Visit [www.columbia-mbf.ca](http://www.columbia-mbf.ca) to obtain the **GEMI** (Grounding and Electro-Magnetic Interference) software analysis program.

### Codes & Standards Compliance

Columbia-MBF Standard Rigid Conduit is precision manufactured for dependable, long-lasting value and ultimate protection for electrical conductors. Covered by Section 12 of the Canadian Electrical Code (CEC), rigid steel conduit is highly resistant to damage from impact. It

can be installed in all occupancies and locations, including Class I Division 1 hazardous locations. Rigid steel conduit functions as an equipment bonding conductor when installed in accordance with the Canadian Electrical Code including Section 10 *Grounding and Bonding* and Section 12-1000 *Rigid and flexible metal conduit*. It is Certified to Canadian Standards Association Safety Standard C22.2 No.45.1. and is manufactured to ANSI C80.1.

Installation of Rigid Conduit shall be in accordance with the Canadian Electrical Code and CSA General Information.

### Specification Data

Rigid Conduit shall be hot-dip galvanized and manufactured by Columbia-MBF. Threads shall be hot galvanized after cutting. Rigid conduit shall be Certified to CSA Safety Standard C22.2 No.45.1 by a nationally recognized testing laboratory with follow up service. It shall be manufactured in accordance with ANSI C80.1.

Kwik-Couple Rigid Conduit shall be Certified to CSA Safety Standard C22.2 No.45 and C22.2 No.18.3. Kwik-Couple Rigid Conduit is manufactured in accordance with ANSI C80.1.

### Kwik-Couple (GRC)

Certified to Canadian Standards Association Safety Standard CSA C22.2 No.45.1  
Manufactured in accordance with ANSI C80.1



Trade Size	Metric Designator	Outside Diameter <sup>1</sup>		Nominal Wall Thickness <sup>2</sup>		Approximate Weight Per 100 Ft. (30.5M)		Bundle Quantity	
		in	mm	in	mm	lb	kg	ft	m
2 1/2	63	2.875	73.03	0.193	4.90	559	253.6	400	121.9
3	78	3.500	88.90	0.205	5.21	727	329.8	300	91.4
3 1/2	91	4.000	101.60	0.215	5.46	880	399.2	250	76.2
4	103	4.500	114.30	0.225	5.72	1030	467.2	200	61.0
5	129	5.563	141.30	0.245	6.22	1400	635.0	150	45.7

<sup>1</sup> Outside diameter tolerances: Size 2 1/2 (63) - 5 (129) +/- 1%

<sup>2</sup> For information only. Not a requirement of the CSA Standard.

Each length of conduit with coupling attached will be nominally 10' (3.05m)

NOTE: Special orders are non-cancelable, non-returnable and non-refundable

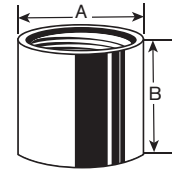
# Galvanized Rigid Conduit (GRC) Couplings & Elbows

## Galvanized Rigid Conduit (GRC) Couplings

Certified to Canadian Standards Association Safety Standard CSA C22.2 No.45.1  
Manufactured in accordance with ANSI C80.1



Trade Size	Metric Designator	Nominal O.D. (A) <sup>2</sup>		Length (B) <sup>1</sup>		Threads Per Inch <sup>1</sup>	Approximate Weight Per 100 Pieces		Standard Package
		in	mm	in	mm		lb	kg	
1/2	16	1.01	25.7	1 5/8	41.3	14	12	5.4	100
3/4	21	1.25	31.8	1 41/64	41.7	14	18	8.2	50
1	27	1.53	38.7	1 31/32	50.0	11 1/2	30	13.6	25
1 1/4	35	1.87	47.5	2 1/32	51.6	11 1/2	37	16.8	25
1 1/2	41	2.16	54.7	2 1/16	52.4	11 1/2	52	23.6	25
2	53	2.65	67.3	2 1/8	54.0	11 1/2	72	32.7	15
2 1/2	63	3.25	82.6	3 3/16	81.0	8	170	77.1	8
3	78	3.87	98.3	3 5/16	84.1	8	210	95.3	6
3 1/2	91	4.50	114.3	3 13/32	86.5	8	340	154.2	6
4	103	4.88	123.8	3 33/64	89.3	8	300	136.1	5
5	129	6.00	152.4	3 61/64	100.4	8	475	215.5	1
6	155	7.20	182.9	4 1/4	108.0	8	765	347.0	1



<sup>1</sup>Minimum requirement as per CSA Standard

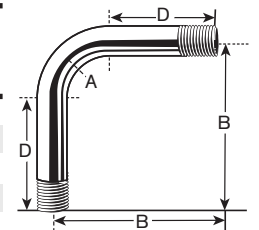
<sup>2</sup>For information only, not a requirement as per CSA Standard

## Galvanized Rigid Conduit (GRC) 90 Degree Elbows

Certified to Canadian Standards Association Safety Standard CSA C22.2 No.45.1  
Manufactured in accordance with ANSI C80.1



Trade Size	Metric Designator	Radius (A) <sup>1</sup>		Offset (B) <sup>2</sup>		Straight (D) <sup>1</sup>		Approximate Weight Per 100 Pieces		Standard Package
		in	mm	in	mm	in	mm	lb	kg	
1/2	16	4	102	5 7/8	149	1 1/2	38	68	30.8	25
3/4	21	4 1/2	114	7	178	1 1/2	38	109	49.4	40
1	27	5 3/4	146	8 3/4	222	1 7/8	48	201	91.2	25
1 1/4	35	7 1/4	184	10 3/4	273	2	51	336	152.4	10
1 1/2	41	8 1/4	210	12 1/4	311	2	51	460	208.7	10
2	53	9 1/2	241	14 1/2	368	2	51	729	330.7	5
2 1/2	63	10 1/2	267	17	432	3	76	1374	623.2	80
3	78	13	330	19 5/8	498	3 1/8	79	2045	927.6	50
3 1/2	91	15	381	22 3/4	578	3 1/4	83	2860	1297.3	50
4	103	16	406	23 7/8	606	3 3/8	86	3519	1596.2	36
5	129	24	610	34 7/8	886	3 5/8	92	6942	3148.9	1
6	155	30	762	45 1/2	1156	3 3/4	95	11960	5425.1	1



<sup>1</sup>Minimum requirement as per CSA Standard

<sup>2</sup>For information only, not a requirement as per CSA Standard

Sizes 2 1/2 (63) and larger shipped in palletized cartons or bulk.

Also available in the following Degrees (60°, 45°, 30°, 22-1/2°, 15° & 11-1/4°)

NOTE: Special orders are non-cancelable, non-returnable and non-refundable