

# S65



## ADVANCED COLOR AND CONTRAST SENSORS IN COMPACT CASE

### Color S65-V:

- 3 independent NPN or PNP outputs and RS 485 serial interface
- 3 channel color sensor with 10 tolerance levels
- Wide spectrum white light LED emission and RGB photo-receiver
- 2 push button setting with 4 digit display indicator

### Contrast S65-W:

- High 12 bit resolution and 30 kHz switching frequency
- PNP or NPN output and RS 485 serial interface

### APPLICATIONS

- Packaging lines
- Contrast reading
- Automatic machine

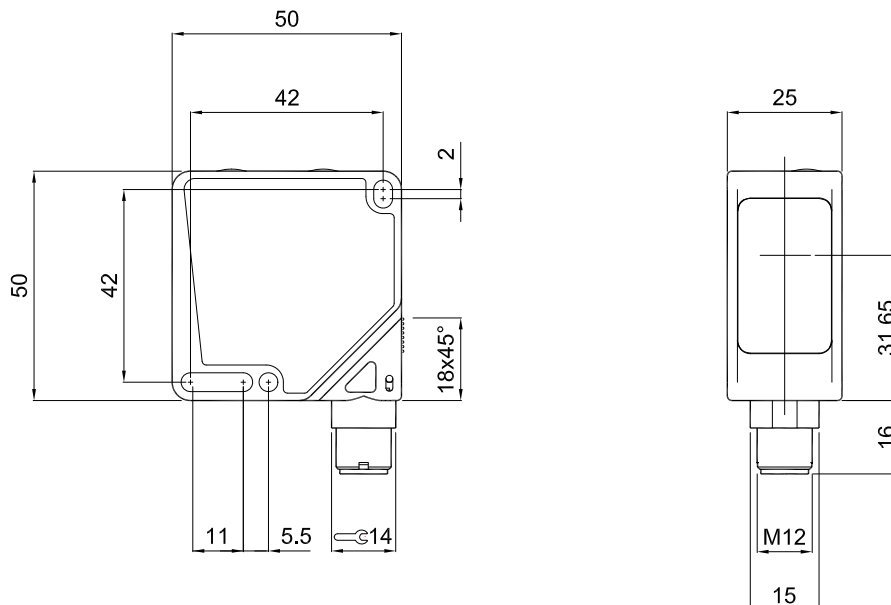


S65		
<b>Contrast sensor</b>	12...20 mm (S65-W)	
<b>Color sensor</b>	5...45 mm (S65-V)	
<b>Switching frequency</b>	30 kHz (S65-W)	
	500 Hz (S65-V19 vers.)	
	1,5 kHz (S65-V09 vers.)	
<b>Light emission</b>	white LED	
<b>Serial interface</b>	RS485	
<b>Setting</b>	push-buttons	
<b>Power supply</b>	Vdc	10...30 V
	Vac	
	Vac/dc	
<b>Output</b>	PNP	•
	NPN	•
	NPN/PNP	
	relay	
	other	0...5 V Analog output (S65-W)
<b>Connection</b>	cable	
	connector	•
	pig-tail	
<b>Approximate dimensions (mm)</b>	50x50x25	
<b>Housing material</b>	ABS	
<b>Mechanical protection</b>	IP67	

# TECHNICAL DATA

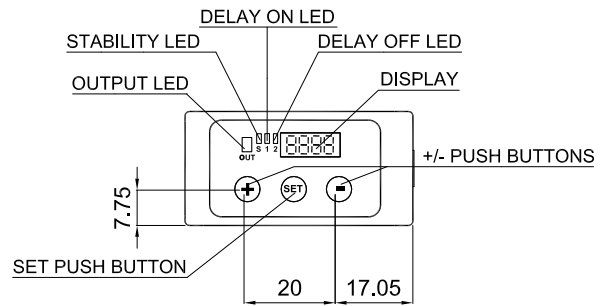
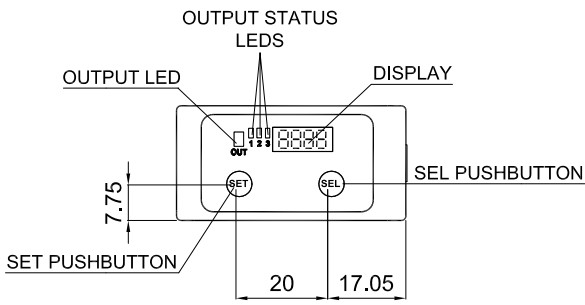
<b>Power supply</b>	10 ... 30 Vdc (limit values)
<b>Ripple</b>	2 Vpp max.
<b>Consumption (output current excluded)</b>	50 mA max. at 24 Vdc (mod. S65-W) 60 mA max. at 24 Vdc (mod. S65-V)
<b>Light emission</b>	white LED 400-700 nm
<b>Setting</b>	SET push-buttons SEL push-buttons (mod. S65-V)
<b>Indicators</b>	yellow OUTPUT LED green 4-digit display, 3 OUTPUT STATUS LEDs (S65-V), STABILITY and 2 OUTPUT DELAY LEDs (mod. S65-W)
<b>Output</b>	1 PNP or NPN; analog output (mod. S65-W) 3 PNP or NPN; RS485 serial interface (mod. S65-V)
<b>Output current</b>	100 mA max.
<b>Saturation voltage</b>	2 V max.
<b>Response time</b>	5 ms (norm) and 1 ms (fast) (mod. S65-V19) 335 µs (mod. S65-V09) 16 µs (mod. S65-W)
<b>Switching frequency</b>	100 Hz (norm) and 500 Hz (fast) (mod. S65-V19) 1,5 kHz (mod. S65-V09) 30 kHz (mod. S65-W)
<b>Connection</b>	M12 5-pole connector (mod. S65-W standard vers.), M12 8-pole connector (mod. S65-W vers. with RS485 serial interface) M12 8-pole connector (mod. S65-V)
<b>Dielectric strength</b>	500 Vac, 1 min between electronics and housing
<b>Insulating resistance</b>	>20 MΩ, 500 Vdc between electronics and housing
<b>Electrical protection</b>	class 2
<b>Mechanical protection</b>	IP67
<b>Ambient light rejection</b>	according to EN 60947-5-2
<b>Vibrations</b>	0,5 mm amplitude, 10 ... 55 Hz frequency, for every axis (EN60068-2-6)
<b>Shock resistance</b>	11 ms (30 G) 6 shock for every axis (EN60068-2-27)
<b>Minimum spot dimension</b>	3x1 mm at 19 mm (mod. S65-W) Ø 4 mm (mod. S65-V)
<b>Depth of field</b>	± 2 mm (mod. S65-W)
<b>Housing material</b>	ABS
<b>Lens material</b>	window and lenses in glass
<b>Operating temperature</b>	-10 ... 55 °C
<b>Storage temperature</b>	-20 ... 70 °C
<b>Weight</b>	100 g max.

# DIMENSIONS



Color sensor S65-V

Contrast sensor S65-W

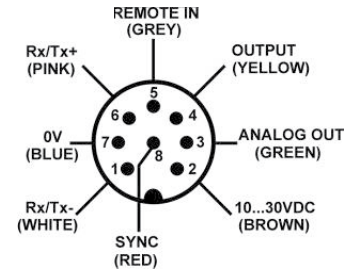
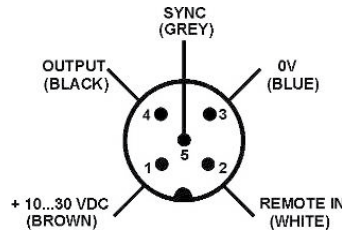
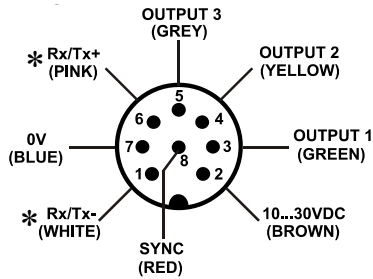


mm

## CONNECTIONS

M12 CONNECTOR - COLOR SENSOR S65-V

M12 CONNECTOR - CONTRAST SENSOR S65-W



\* Available only for version with RS485 serial connection (S65-PA-5-V09-xxxZ).

## MODEL SELECTION AND ORDER INFORMATION

OPTIC FUNCTION	HOUSING	CONNECTION	OUTPUT	MODEL	ORDER No.
Color sensor	335 $\mu$ s	M12 8-pole Connector	PNP, RS485	S65-PA-5-V09-PPPZ	956251000
			NPN, RS485	S65-PA-5-V09-NNNZ	956251010
			PNP	S65-PA-5-V09-PPP	956251020
			NPN	S65-PA-5-V09-NNN	956251030
	5 ms (norm) or 1 ms (fast)		PNP, RS485	S65-PA-5-V19-PPPZ	956251080
			NPN, RS485	S65-PA-5-V19-NNNZ	956251090
			PNP	S65-PA-5-V19-PPP	956251100
			NPN	S65-PA-5-V19-NNN	956251110
Contrast sensor	16 $\mu$ s	M12 5-pole Connector	NPN	S65-PA-5-W09-NH	954201000
		M12 8-pole Connector	NPN, RS485	S65-PA-5-W09-NHZ	954201010
		M12 5-pole Connector	PNP	S65-PA-5-W09-PH	954201020
		M12 8-pole Connector	PNP, RS485	S65-PA-5-W09-PHZ	954201030