



MR16/GU10/PAR16

6.6MR16/F35/3000 DIM 12V

Philips MR16 Dimmable LED Lamps provide ambient level light to illuminate hard to maintain applications. Increased transformer compatibility allows for operation on a wider range of transformers. Available in dimmable and non-dimmable versions, these lamps are ideal for track and open recessed fixtures in retail, hospitality and residential spaces.

Product data

General Information	
Cap-Base	GU5.3 [GU5.3]
Nominal Lifetime (Nom)	25000 h
Switching Cycle	50000X
Technical Type	6.6-35W
Light Technical	
Color Code	830 [CCT of 3000K]
Beam Angle (Nom)	35 °
Light Distribution	Medium beam 35°
Luminous Flux (Nom)	395 lm
Luminous Flux (Rated) (Nom)	395 lm
Luminous Intensity (Nom)	1000 cd
Color Designation	White (WH)
Rated Beam Angle	35 °
Correlated Color Temperature (Nom)	3000 K
Luminous Efficacy (rated) (Nom)	64 lm/W
Color Consistency	<6
Color Rendering Index (Nom)	80
LLMF At End Of Nominal Lifetime (Nom)	70 %
Luminous Flux in 90° Cone (Rated)	395 lm

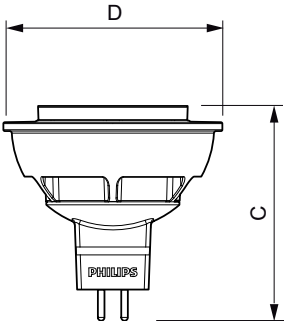
Operating and Electrical	
Input Frequency	60 Hz
Power (Rated) (Nom)	6.6 W
Lamp Current (Nom)	800 mA
Starting Time (Nom)	0.5 s
Warm Up Time to 60% Light (Nom)	0.5 s
Power Factor (Nom)	0.7
Voltage (Nom)	12 V
Temperature	
T-Case Maximum (Nom)	100 °C
Controls and Dimming	
Dimmable	Yes
Approval and Application	
Energy Efficiency Label (EEL)	Not applicable
Suitable For Accent Lighting	Yes
Energy Consumption kWh/1000 h	7 kWh
Product Data	
Order product name	6.6MR16/F35/3000 DIM 12V

MR16/GU10/PAR16

EAN/UPC - Product	046677457600
Order code	929001152204
Numerator - Quantity Per Pack	1
Numerator - Packs per outer box	10

Material Nr. (12NC)	929001152204
Net Weight (Piece)	0.045 kg

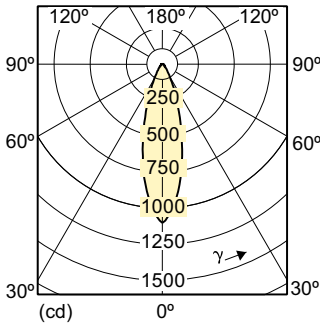
Dimensional drawing



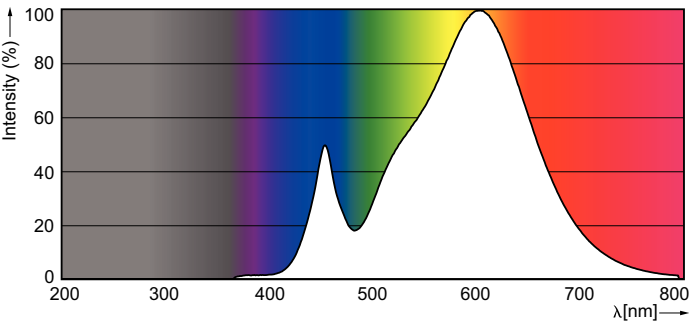
MR16 Black 12V 6.5-35W 36D 3000K D 25khr

Product	D	C
6.6MR16/F35/3000 DIM 12V	51 mm	51 mm

Photometric data



6.3-35 W GU5.3 /830 MR16 36D



VLE D 6.3-35 W GU5.3 /830 MR16

