

220W Flood Light



Ideal for outdoor applications such as parking lots, construction sites, storage and rail yards, industrial locations, marinas, billboard/sign illumination and more

Large Thermal
Dissipation Area

Lumiled
Chips

High Grade
Polycarbonate
Optics will never
yellow

Cast
Aluminum

Versatile
Yoke

TECHNICAL DATA



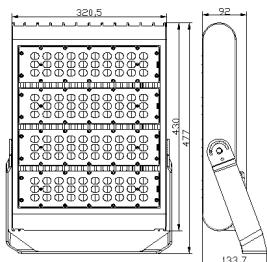
LIGHT SPECIFICATIONS

Lumens	27,943
Efficacy	127.07 lm/W
CCT	5000K
Beam angle	90 x 120°
CRI	83.2
Dimmable	0-10V dimmable
Rated hours	50,000
Warranty	10-year

APPROVALS AND LISTINGS

cUL	E352127
DLC	PD3HQT2P

DIMENSIONS



ILLUMINANCE AT A DISTANCE

Distance (ft)	Illuminance at a Distance	
	Center Beam fc	Beam Width
17.0ft	31.4 fc	33.4 ft 64.6 ft
34.0ft	7.84 fc	66.8 ft 129.2 ft
51.0ft	3.48 fc	100.2 ft 193.8 ft
68.0ft	1.96 fc	133.5 ft 258.4 ft
85.0ft	1.25 fc	166.9 ft 323.0 ft
102.0ft	0.87 fc	200.3 ft 387.6 ft

■ Vert. Spread: 89.0°
■ Horiz. Spread: 124.5°

ELECTRICAL

Wattage	220W
Voltage	277-480V
Power factor	0.96
THD	11.2
Operating temp	-40° to 55°C

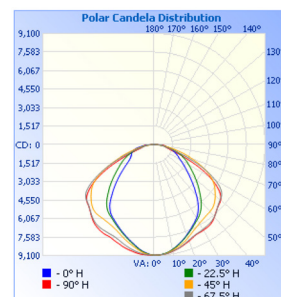
CONSTRUCTION

Housing	Aluminum
Finish	6mm, powder coat
Colour	Matte black
IP rating	IP65
Weight	21.1 - 22.1 lbs
Carton qty	1

NOTES


1m-cUL listed cable included

PHOTOMETRIC SPECS



Product # FL01H-220W-SF

WITH SLIP FITTER



DIMENSIONS

