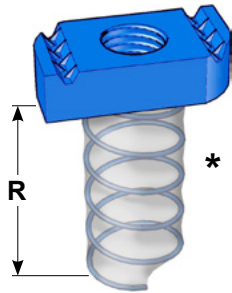


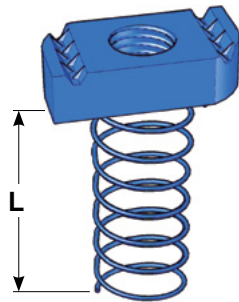
CLAMPING NUTS

Sasco Clamping Nuts are fundamental to the Sasco Suspension System. They ensure positive locking between the nut's serrated grooves and the strut channel. When they are inserted anywhere along the continuous slot of the channel they allow attachment of fittings without drilling or welding. If changes are required, fittings are easily adjusted, removed or reused.



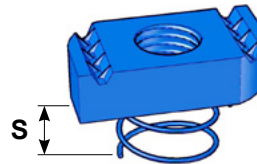
REGULAR SPRING

Used in all 1 5/8" wide Sasco Strut Channels except S5, S6 and S7.




LONG SPRING

Used in Sasco Strut Channels S1 and S9.



SHORT SPRING

Used in Sasco Strut Channels S5, S6 and S7.



WITHOUT SPRING

Used in all 1 5/8" wide Sasco Strut Channels.

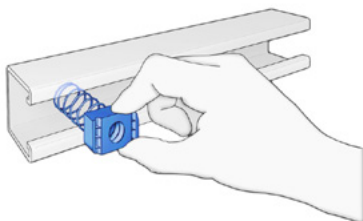
| Thread Size | Catalogue Numbers | | | | Spring Length | | |
|-----------------|-------------------|-------------|---------------|----------------|---------------|--------|--------|
| | Regular Spring | Long Spring | Short Spring | Without Spring | R | L | S |
| Imperial | | | | | | | |
| 1/4" - 20 | S14 * | - | S14S | S14W | 1.5" | - | 0.375" |
| 5/16" - 18 | S516* | - | S516S | S516W | 1.5" | - | 0.375" |
| 3/8" - 16 | - | - | S3814S | - | - | - | 0.375" |
| 3/8" - 16 | S38 * | S38L | - | S38W | 1.5" | 2.875" | - |
| 1/2" - 13 | S12 * | S12L | S12S | S12W | 1.5" | 2.875" | 0.750" |
| 5/8" - 11 | S58 | S58L | - | S58W | 1.5" | 2.875" | - |
| 3/4" - 10 | S34 | S34L | - | S34W | 1.5" | 2.875" | - |
| Metric | | | | | | | |
| M6 - 1.00 | S6M | - | S6MS | S6MW | 38 mm | - | 20 mm |
| M8 - 1.25 | S8M | - | S8MS | S8MW | 38 mm | - | 20 mm |
| M10 - 1.50 | S10M | - | S10MS | S10MW | 38 mm | - | 20 mm |
| M12 - 1.75 | S12M | - | S12MS | S12MW | 38 mm | - | 20 mm |

***Sasco Clamping Nuts marked with asterisks have plastic sleeves eliminating tangling during shipping and installation.**

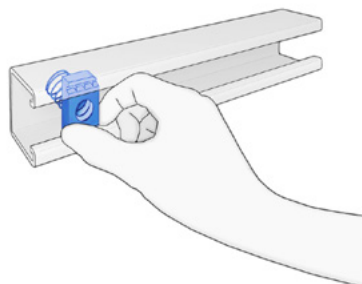
Sasco Steel Clamping Nuts are produced from hot rolled steel ASTM A108 Grades 1015 or 1020. Standard finish is electroplated zinc.

Some sizes available in stainless steel Type 316, hot dip galvanized, aluminum and fiberglass. Consult Sasco for availability.

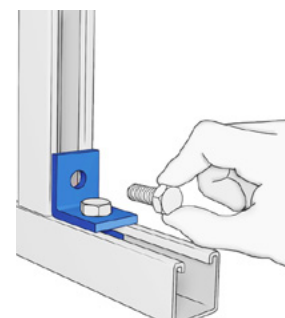
EASY, FAST INSTALLATION:



Insert Sasco Clamping Nut



Turn 90°



Align fitting and tighten bolt