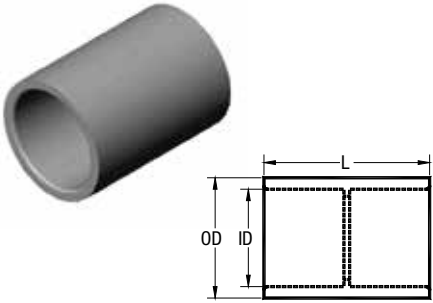
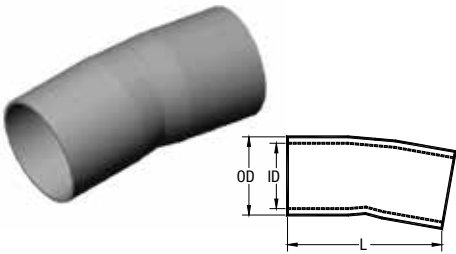

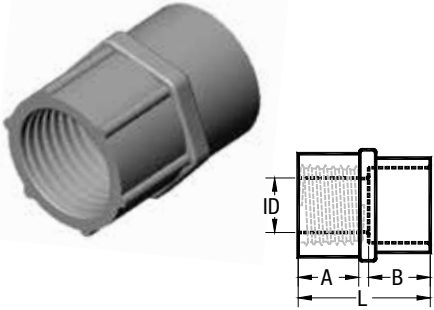


Couplings and Adapters


Couplings	Sizes (in)	Product Code	UPC Number	Outside Diameter (OD) (in)	Inside Diameter (ID) (in)	Length (L) (in)
	1/2	REC10	45950	1.080	0.840	1.437
	3/4	REC15	45960	1.300	1.050	1.703
	1	REC20	45970	1.590	1.315	2.031
	1 1/4	REC25	45980	2.000	1.660	2.156
	1 1/2	REC30	45990	2.230	1.900	2.281
	2	REC35	46000	2.720	2.375	2.406
	2 1/2	REC40	46010	3.320	2.875	3.187
	3	REC45	46020	4.000	3.500	3.437
	3 1/2	REC50	46030	4.500	4.000	3.625
	4	REC55	46060	5.000	4.500	3.750
	5	REC60	46080	6.120	5.565	4.187
6	REC65	46090	7.370	6.625	4.562	




5° Couplings (*Fabricated)	Sizes (in)	Product Code	UPC Number	Outside Diameter (OD) (in)	Inside Diameter (ID) (in)	Length (L) (in)
	2	R5EC35	46800	2.375	2.049	4.0
	2 1/2	R5EC40	46805	3.500	2.445	5.5
	3	R5EC45	46810	3.500	3.042	6.0
	3 1/2	R5EC50	46815	4.500	3.521	7.0
	4	R5EC55	46820	4.500	3.998	7.0
	5	R5EC60	46825	5.565	5.018	7.5
	6	R5EC65	46830	6.625	6.031	11.0


Terminal Adapters (1/2" - 1 1/4" Tapered Thread, 6" NPT)	Sizes (in)	Product Code	UPC Number	A (in)	B (in)	Inside Diameter (ID) (in)	Thread (in)
	1/2	RTA10	45730	0.750	0.700	0.591	1.550
	3/4	RTA15	45740	1.000	0.675	0.790	1.750
	1	RTA20	45750	1.115	0.625	1.000	1.860
	1 1/4	RTA25	45760	1.300	0.640	1.311	2.125
	1 1/2	RTA30	45770	1.425	0.725	1.530	2.250
	2	RTA35	45780	1.150	0.800	1.970	2.100
	2 1/2	RTA40	45790	1.900	0.800	2.346	2.930
	3	RTA45	45800	2.000	0.815	2.915	3.055
	3 1/2	RTA50	45810	1.715	1.000	3.385	3.055
	4	RTA55	45820	1.990	0.815	3.850	3.215
	5	RTA60	45830	2.000	1.725	5.015	5.985
6	RTA65	45840	2.130	1.875	6.025	6.500	


Female Adapters (Npt Tapered Thread)	Sizes (in)	Product Code	UPC Number	A (in)	B (in)	Inside Diameter (ID) (in)	Thread (in)
	1/2	RFA10	44990	0.800	0.825	0.620	1.725
	3/4	RFA15	45000	0.800	1.000	0.820	1.900
	1	RFA20	45010	1.000	1.200	1.065	2.300
	1 1/4	RFA25	45020	1.015	1.300	1.395	2.425
	1 1/2	RFA30	45030	1.050	1.290	1.575	2.440
	2	RFA35	45040	1.075	1.375	2.050	2.550
	2 1/2	RFA40	45050	1.675	1.985	2.470	3.760
	3	RFA45	45060	1.630	2.150	3.090	4.100
	3 1/2	RFA50	45070	1.800	2.000	3.540	3.985
	4	RFA55	45080	1.755	2.185	4.025	4.210
	5	RFA60	45090	2.065	3.000	5.035	5.240
6	RFA65	45100	2.065	3.000	6.045	5.235	


Fittings – Expansions Joints, Straps and Meter Accessories


Expansion Joints	Sizes (in)	Product Code	UPC Number	Expanded Length (E) (in)	Contracted Length (C) (in)	Travel (in)
	1/2	REJ10	44870	12.00	8.00	4.00
	3/4	REJ15	44880	12.00	8.00	4.00
	1	REJ20	44890	12.50	8.50	4.00
	1 1/4	REJ25	44900	13.00	9.00	4.00
	1 1/2	REJ30	44910	13.00	9.00	4.00
	2	REJ35	44920	13.25	9.25	4.00
	2 1/2	REJ40	44930	13.25	9.25	4.00
	3	REJ45	44940	22.25	14.25	8.00
	3 1/2	REJ50	44950	22.25	14.25	8.00
	4	REJ55	44960	22.25	14.25	8.00
	5	REJ60	44963	22.25	14.25	8.00
6	REJ65	44966	22.25	14.25	8.00	


Expansion Joints											
PVC	Sizes (in)	Product No.	UPC No.	PVC Coated Steel	Sizes (in)	Product No.	UPC No.	PVC Coated Steel	Sizes (in)	Product No.	UPC No.
	1/2	RPS10	45540		2	RCS35	44783		1/2	RCS10-1	46850
	3/4	RPS15	45550		2 1/2	RCS40	44784		3/4	RCS15-1	46852
	1	RPS20	45560		3	RCS45	44785		1	RCS20-1	46854
	1 1/4	RPS25	45570		3 1/2	RCS50	44786		1 1/4	RCS25-1	46856
	1 1/2	RPS30	45580		4	RCS55	44787		1 1/2	RCS30-1	46858
	2	RPS35	45590		5	RCS60	44788		2	RCS35-1	46860
				6	RCS65	44789	2 1/2	RCS40-1	46862		
							3	RCS10-1	46864		
							4	RCS10-1	46866		


Meter Offsets	Sizes (in)	Product No.	UPC No.
	1 1/4	RM025	45500
	2	RM035	45510


Meter Hubs	Sizes (in)	Product No.	UPC No.
	1 1/4	RMHU25	45480
	1 1/2	RMHU30	45485
	2	RMHU35	45490

Long Meter Offsets (Fabricated)	Sizes (in)	Product No.	UPC No.
	1 1/4	RLM025	45472
	1 1/2	RML030	45474
	2	RML035	45476

Expansion & Deflection Fittings Assembly	Sizes (in)	Product No.	UPC No.
	2	RSEJ35	46990
	3	RSEJ45	46992
	4	RSEJ55	46994

Service Entrance Fittings	Sizes (in)	Product No.	UPC No.
	1/2	REF10	44795
	3/4	REF15	44800
	1	REF20	44810
	1 1/4	REF25	44820
	1 1/2	REF30	44830
	2	REF35	44840
	2 1/2	REF40	44842
	3	REF45	44844
	3 1/2	REF50	44852
4	REF55	44860	

Ecovoc Solvent Cement (*c/w Screw Cap & Dauber)	Sizes (in)	Product No.	UPC No.	Carton Qty.
	250ml	RVOC250*	54790	24
	475ml	RVOC475*	54795	12
	950ml	RVOC950*	54797	12
	4L	RVOC4L	54799	4

Privoc Solvent Cement (*c/w Screw Cap & Dauber)	Sizes (in)	Product No.	UPC No.	Carton Qty.
	250ml	RVOCPR250*	54800	24
	475ml	RVOCPR475*	54802	12
	950ml	RVOCPR950*	54804	12
	4L	RVOCPR4L	54806	4

Fittings – Access Fittings

Type C	Sizes (in)	Product Code	UPC Number	A (in)	B (in)	C (in)	D (in)
	½	RSC10S	46600	5.606	0.639	1.268	1.100
	¾	RSC20S	46605	5.606	0.810	1.536	1.325
	1	RSC30S	46610	6.500	0.910	1.700	1.600
	1¼	RSC40S	46615	7.900	1.050	2.300	2.250
	1½	RSC50S	46620	8.500	1.125	2.675	2.250
	2	RSC60S	45605	10.875	1.160	3.188	2.820
	2½	RSC70S	45606	14.600	1.750	4.500	3.950
	3	RSC80S	45607	14.600	1.900	4.500	3.950
	3½	RSC90S	45609	17.040	2.125	5.536	5.000
	4	RSC100S	45608	17.040	2.125	5.536	5.000

Type LB	Sizes (in)	Product Code	UPC Number	A (in)	B (in)	C (in)	D (in)	E (in)	F (in)	G (in)	H (in)
	½	RSLB10S	45620	4.337	0.639	1.268	0.840	1.297	4.095	2.487	1.005
	¾	RSLB20S	45630	5.395	0.810	1.536	1.050	1.297	4.095	2.487	1.005
	1	RSLB30S	45640	6.250	0.910	1.700	1.335	1.500	4.750	2.075	1.125
	1¼	RSLB40S	45650	7.625	1.050	2.300	1.100	1.750	5.750	3.575	1.562
	1½	RSLB50S	45660	8.250	1.125	2.675	1.900	1.750	6.500	3.938	1.656
	2	RSLB60S	45670	10.531	1.160	3.188	2.375	2.344	8.156	4.535	1.968
	2½	RSLB70S	45675	13.630	1.750	4.500	2.870	2.733	9.825	6.240	2.610
	3	RSLB80S	45680	13.630	1.900	4.500	3.510	3.805	10.897	6.240	2.610
	3½	RSLB90S	45610	16.000	2.125	5.536	4.000	4.535	11.465	7.500	2.975
	4	RSLB100S	45681	16.000	2.125	5.536	4.530	4.535	11.465	7.500	2.975

Type LL	Sizes (in)	Product Code	UPC Number	A (in)	B (in)	C (in)	D (in)	E (in)	F (in)	G (in)
	½	RSLL10S	46650	4.337	0.639	1.268	2.487	0.840	4.095	1.297
	¾	RSLL20S	46655	5.395	0.810	1.536	2.487	1.050	4.095	1.297
	1	RSLL30S	46660	6.250	0.910	1.700	2.075	1.335	4.750	1.500
	1¼	RSLL40S	46665	7.625	1.050	2.300	3.575	1.100	5.750	1.750
	1½	RSLL50S	46670	8.250	1.125	2.675	3.938	1.900	6.500	1.750
	2	RSLL60S	45682	10.531	1.160	3.188	4.535	2.375	8.156	2.344
	2½	RSLL70S	45672	13.630	1.750	4.500	6.240	2.870	9.825	3.805
	3	RSLL80S	46674	13.630	1.900	4.500	6.240	3.510	10.897	2.733
	3½	RSLL90S	46678	16.000	2.125	5.536	7.500	4.000	11.465	4.535
	4	RSLL100S	46676	16.000	2.125	5.536	7.500	4.530	11.465	4.535

Type LR	Sizes (in)	Product Code	UPC Number	A (in)	B (in)	C (in)	D (in)	E (in)	F (in)	G (in)
	½	RSLR10S	46700	4.337	0.639	1.268	2.487	0.840	4.095	1.297
	¾	RSLR20S	46705	5.395	0.810	1.536	2.487	1.050	4.095	1.297
	1	RSLR30S	46710	6.250	0.910	1.700	2.075	1.335	4.750	1.500
	1¼	RSLR40S	46715	7.625	1.050	2.300	3.575	1.100	5.750	1.750
	1½	RSLR50S	46720	8.250	1.125	2.675	3.938	1.900	6.500	1.750
	2	RSLR60S	45683	10.531	1.160	3.188	4.535	2.375	8.156	2.344
	2½	RSLR70S	46725	13.630	1.750	4.500	6.240	2.870	9.825	3.805
	3	RSLR80S	46728	13.630	1.900	4.500	6.240	3.510	10.897	2.733
	3½	RSLR90S	46738	16.000	2.125	5.536	7.500	4.000	11.465	4.535
	4	RSLR100S	46735	16.000	2.125	5.536	7.500	4.530	11.465	4.535